

Data Citation in Australian Social Science Research

Dr. Steve McEachern
Director, ADA

**Referencing data in publications: principles, policy, and
practice**

28 October 2015

Questions to adress

- what kind of data typically underpins your publications?
- how is that data referenced in those publications?
- what can we do better?

What kinds of data?

Quantitative

- Census data
- Sample surveys
- Registers and
- Administrative sources

- Observation methods
(counting vehicles,
interactions, violent
incidents)

Qualitative

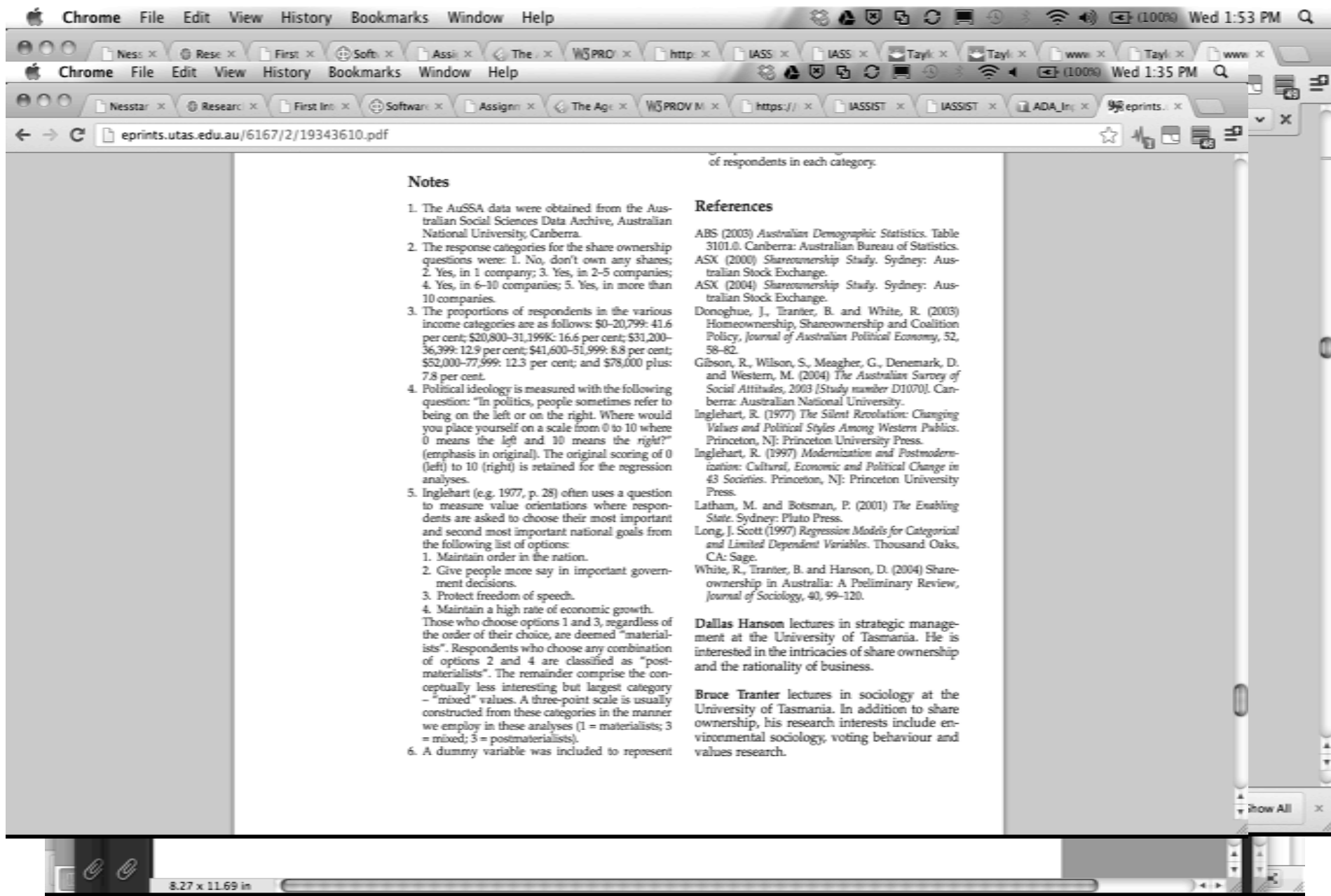
- Interviews
 - Focus groups
- Secondary sources:
- Social media
 - Web
 - Archives (digital and
print)

Data citation

- What we would like to see
- Current state

What we would prefer to see

- Evans, A., Australian Survey of Social Attitudes, 2011 [computer file]. Canberra: Australian Data Archive, The Australian National University, 2012. DOI: 10.4225/ADA-01228



Notes

1. The AuSSA data were obtained from the Australian Social Sciences Data Archive, Australian National University, Canberra.
2. The response categories for the share ownership questions were: 1. No, don't own any shares; 2. Yes, in 1 company; 3. Yes, in 2-5 companies; 4. Yes, in 6-10 companies; 5. Yes, in more than 10 companies.
3. The proportions of respondents in the various income categories are as follows: \$0-20,799: 41.6 per cent; \$20,800-31,199K: 16.6 per cent; \$31,200-36,399: 12.9 per cent; \$41,600-51,999: 8.8 per cent; \$52,000-77,999: 12.3 per cent; and \$78,000 plus: 7.8 per cent.
4. Political ideology is measured with the following question: "In politics, people sometimes refer to being on the left or on the right. Where would you place yourself on a scale from 0 to 10 where 0 means the left and 10 means the right?" (emphasis in original). The original scoring of 0 (left) to 10 (right) is retained for the regression analyses.
5. Inglehart (e.g. 1977, p. 28) often uses a question to measure value orientations where respondents are asked to choose their most important and second most important national goals from the following list of options:
 1. Maintain order in the nation.
 2. Give people more say in important government decisions.
 3. Protect freedom of speech.
 4. Maintain a high rate of economic growth.
 Those who choose options 1 and 3, regardless of the order of their choice, are deemed "materialists". Respondents who choose any combination of options 2 and 4 are classified as "post-materialists". The remainder comprise the conceptually less interesting but largest category - "mixed" values. A three-point scale is usually constructed from these categories in the manner we employ in these analyses (1 = materialists; 3 = mixed; 3 = postmaterialists).
6. A dummy variable was included to represent

of respondents in each category.

References

ABS (2003) *Australian Demographic Statistics*. Table 3101.0. Canberra: Australian Bureau of Statistics.

ASX (2000) *Shareownership Study*. Sydney: Australian Stock Exchange.

ASX (2004) *Shareownership Study*. Sydney: Australian Stock Exchange.

Donoghue, J., Tranter, B. and White, R. (2003) Homeownership, Shareownership and Coalition Policy, *Journal of Australian Political Economy*, 52, 58-82.

Gibson, R., Wilson, S., Meagher, G., Denmark, D. and Western, M. (2004) *The Australian Survey of Social Attitudes, 2003* [Study number D1070]. Canberra: Australian National University.

Inglehart, R. (1977) *The Silent Revolution: Changing Values and Political Styles Among Western Publics*. Princeton, NJ: Princeton University Press.

Inglehart, R. (1997) *Modernization and Postmodernization: Cultural, Economic and Political Change in 43 Societies*. Princeton, NJ: Princeton University Press.

Latham, M. and Botsman, P. (2001) *The Enabling State*. Sydney: Pluto Press.

Long, J. Scott (1997) *Regression Models for Categorical and Limited Dependent Variables*. Thousand Oaks, CA: Sage.

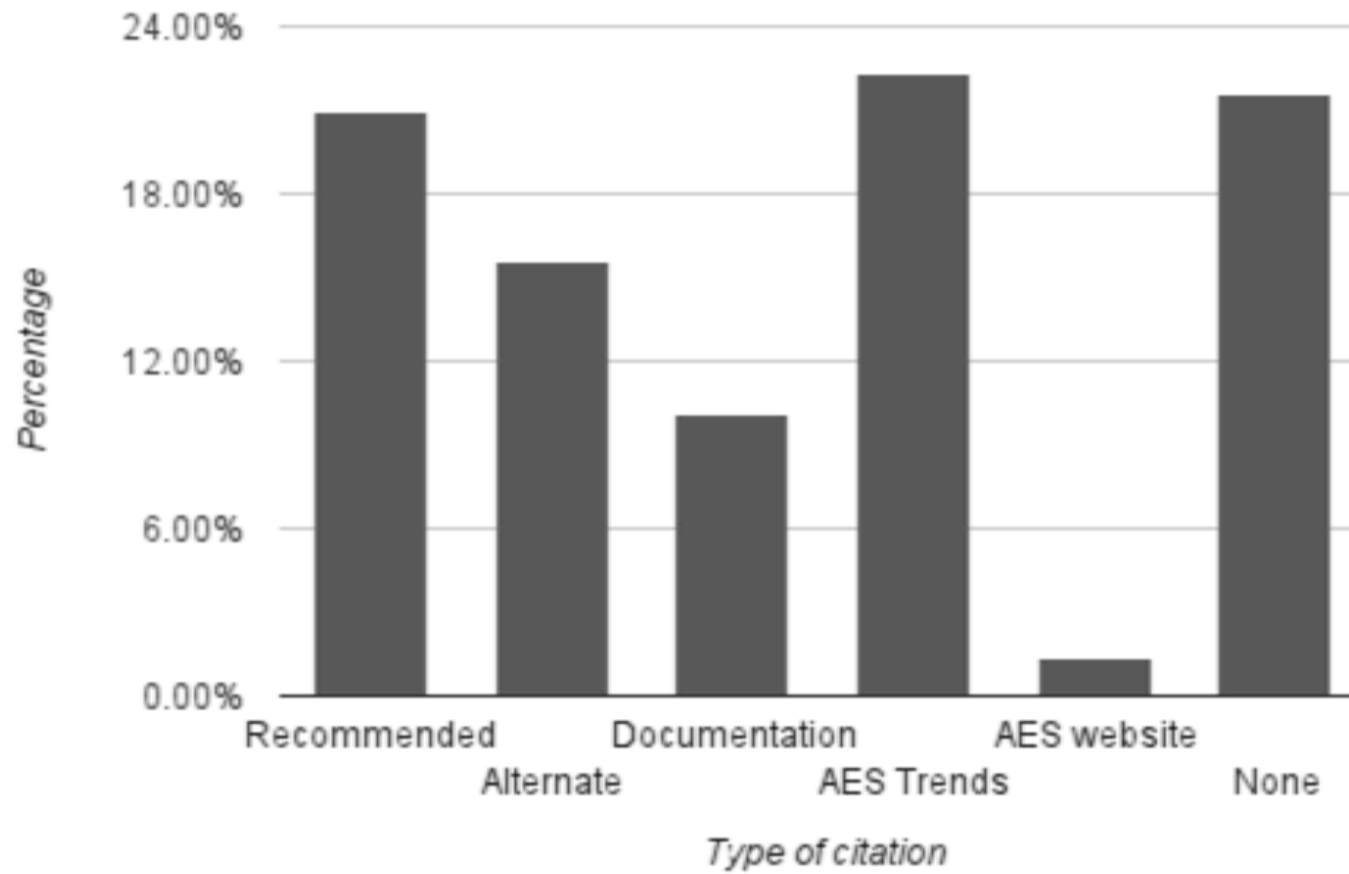
White, R., Tranter, B. and Hanson, D. (2004) Shareownership in Australia: A Preliminary Review, *Journal of Sociology*, 40, 99-120.

Dallas Hanson lectures in strategic management at the University of Tasmania. He is interested in the intricacies of share ownership and the rationality of business.

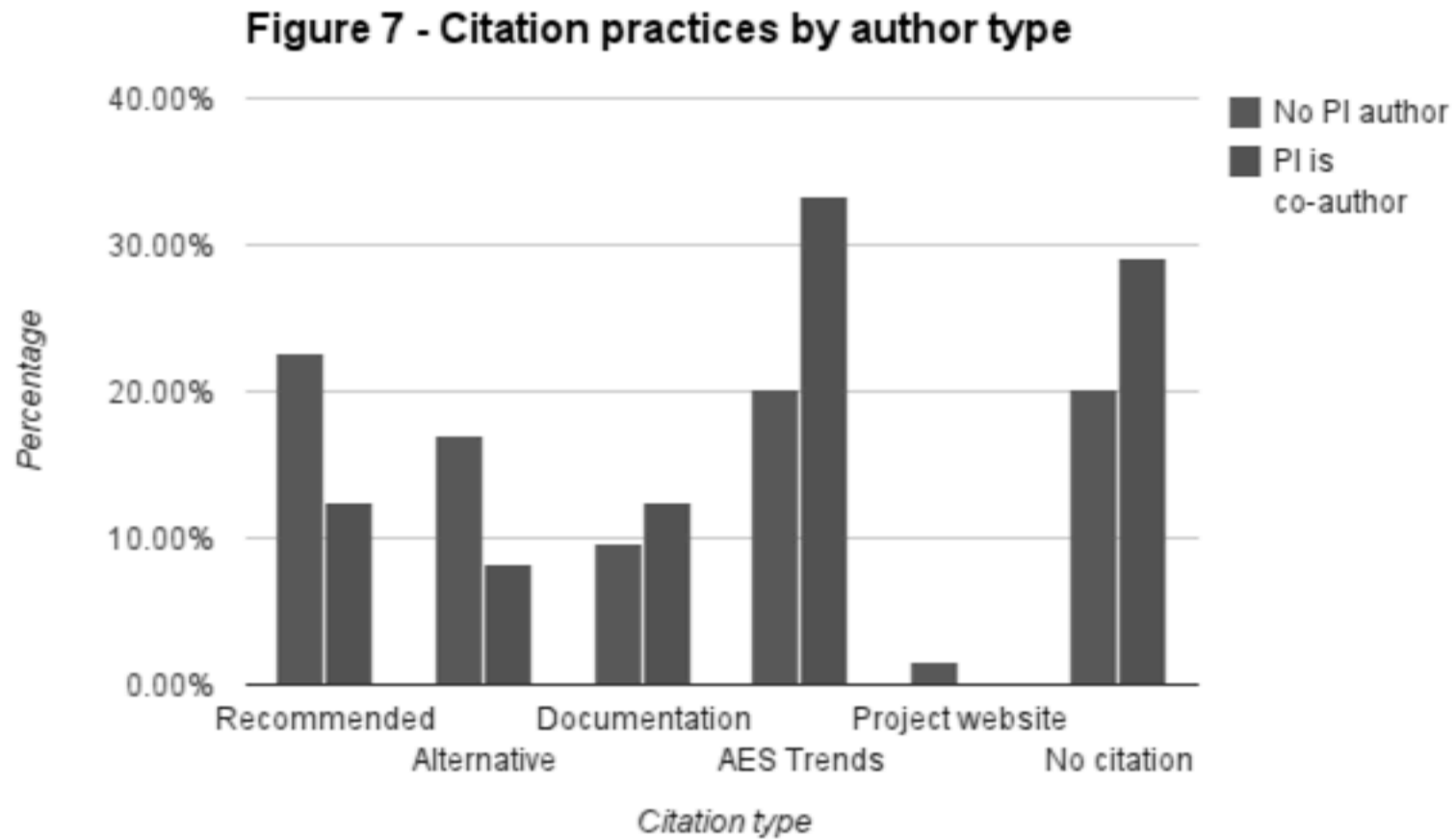
Bruce Tranter lectures in sociology at the University of Tasmania. In addition to share ownership, his research interests include environmental sociology, voting behaviour and values research.

AES Study (2013)

Figure 1 - Use of bibliographic citations



Citations by author type (AES)



Current state of play

- Lack of tradition
 - Depends on your discipline
 - Broadly: low take-up
- Socialisation:
 - Our PIs don't often "cite"
 - Can we expect others?
- Systemic constraints:
 - Journals lax (or prohibit?)
 - Metadata and infrastructure (e.g. ADA: DDI/Nesstar)

What will need to change?

- What we tell users
 - Expectations/terms of use
 - How to deliver?
- Custom and practice:
 - Among our PIs to start
 - Then other users
- Changing the journals
 - What journals should now expect
 - How will they enforce?
- Systems and IT
 - How do we build citations?
 - How do we follow?

Thank you very much

For further information:

Web: <http://www.ada.edu.au>

Email: ada@anu.edu.au

Questions or comments?