

Engineering and Technology Quarterly Reviews

Chung, Samuel W, and Ju, Hyun-ho. (2021), Uniformly Valid First Approximation Shell Theory of Hybrid Anisotropic Materials. In: *Engineering and Technology Quarterly Reviews*, Vol.4, No.1, 1-9.

ISSN 2622-9374

The online version of this article can be found at:
<https://www.asianinstituteofresearch.org/>

Published by:
The Asian Institute of Research

The *Engineering and Technology Quarterly Reviews* is an Open Access publication. It may be read, copied, and distributed free of charge according to the conditions of the Creative Commons Attribution 4.0 International license.

The Asian Institute of Research *Engineering and Technology Quarterly Reviews* is a peer-reviewed International Journal. The journal covers scholarly articles in the fields of Engineering and Technology, including (but not limited to) Civil Engineering, Informatics Engineering, Environmental Engineering, Mechanical Engineering, Industrial Engineering, Marine Engineering, Electrical Engineering, Architectural Engineering, Geological Engineering, Mining Engineering, Bioelectronics, Robotics and Automation, Software Engineering, and Technology. As the journal is Open Access, it ensures high visibility and the increase of citations for all research articles published. The *Engineering and Technology Quarterly Reviews* aims to facilitate scholarly work on recent theoretical and practical aspects of Education.



ASIAN INSTITUTE OF RESEARCH
Connecting Scholars Worldwide



Uniformly Valid First Approximation Shell Theory of Hybrid Anisotropic Materials

Samuel W Chung¹, Hyun-ho Ju²

¹ University of Utah, Salt Lake City, Utah, USA

² Dong Guk University, Seoul, South Korea

Correspondence: Samuel W Chung. Email: samuelchung00@gamil.com

Abstract

The theories in this article implies unique physical characteristics and formulated the governing equations. A uniformly valid shell theory which includes all the terms present in each of the asymptotic shell theories. The first approximation theories derived in this article represent the simplest possible shell theories for the corresponding length scales considered. Although twenty-one elastic coefficients are present in the original formulation of the problem, only six are appear in the first approximation theories.

Keywords: Shell Theory, Hybrid Anistropic Materials

CONSTITUTIVE EQUATIONS

The elasticity equations in terms of the dimensionless coordinate y are given by:

Stress-Displacement Relations

$$\begin{aligned}
u_{r,y} &= \lambda a [S_{11} \sigma_z + S_{12} \sigma_\theta + S_{13} \sigma_r + S_{14} \tau_{r\theta} + S_{15} \tau_{rz} + S_{16} \tau_{\theta z}] \\
u_{z,y} + \lambda a u_{r,z} &= \lambda a [S_{51} \sigma_z + S_{52} \sigma_\theta + S_{53} \sigma_r + S_{54} \tau_{r\theta} + S_{55} \tau_{rz} + S_{56} \tau_{\theta z}] \\
\lambda u_{r,\theta} + (1+\lambda y) u_{\theta,y} - \lambda u_\theta &= \lambda a (1+\lambda y) [S_{41} \sigma_z + S_{42} \sigma_\theta + S_{43} \sigma_r + S_{44} \tau_{r\theta} + \\
&\quad S_{45} \tau_{rz} + S_{46} \tau_{\theta z}]
\end{aligned}$$

Equation (1)

Equilibrium Equations

$$\begin{aligned}
[(1+\lambda\gamma)\tau_{r\theta}]_{,y} + \lambda\sigma_{\theta,\theta} + \lambda a\tau_{\theta z,z} + \lambda\tau_{r\theta} &= 0 \\
[(1+\lambda\gamma)\tau_{rz}]_{,y} + \lambda\tau_{\theta z,\theta} + \lambda a[(1+\lambda\gamma)\sigma_z]_{,z} &= 0 \\
[(1+\lambda\gamma)\sigma_r]_{,y} + \lambda\tau_{r\theta,\theta} + \lambda a\tau_{rz,z} - \lambda\sigma_\theta &= 0
\end{aligned}$$

Equation (2)

The uniformly valid first approximation are determined by keeping only those terms found necessary in the various previous first approximation theories.

$$\begin{aligned}
u_{r,y} &= 0 \\
u_{z,y} + \lambda a u_{r,z} &= 0 \\
\lambda u_{r,\theta} + (1+\lambda\gamma)u_{\theta,y} - \lambda u_\theta &= 0 \\
u_{z,z} = S_{11}\sigma_z + S_{12}\sigma_\theta + S_{16}\tau_{\theta z} \\
(1/a)(u_{\theta,\theta} + u_r) = S_{21}\sigma_z + S_{22}\sigma_\theta + S_{26}\tau_{\theta z} \\
(1+\lambda\gamma)u_{\theta,z} + (1/a)u_{z,\theta} = S_{61}\sigma_z + S_{62}\sigma_\theta + S_{66}\tau_{\theta z}
\end{aligned}$$

Equation (3)

Integration with respect to y can now be carried out in the same fashion as was done in the previous chapters. Integration of the first three equations yields the displacements.

$$\begin{aligned}
u_r &= U_r(z,\theta) \\
u_\theta &= (1+\lambda\gamma)U_\theta(z,\theta) - \lambda U_{r,\theta} y \\
u_z &= U_z(z,\theta) - a\lambda U_{r,z} y
\end{aligned}$$

Equation (4)

Where U_r , U_θ , U_z are the $y=0$ surface displacement components. Note here that the radial displacement is independent of the thickness coordinate while the circumferential and longitudinal displacements are of linear dependence. Therefor the theory incorporates the hypothesis of the preservation of the normal. Substitution of results into the next three equations yields the in-plane stress-strain relations:

$$\begin{Bmatrix} \sigma_z \\ \sigma_\theta \\ \tau_{\theta z} \end{Bmatrix} = [C] \begin{Bmatrix} \varepsilon_1 \\ \varepsilon_2 \\ \varepsilon_{12} \end{Bmatrix} + [C] \begin{Bmatrix} K_1 \\ K_2 \\ K_{12} \end{Bmatrix} \lambda a y$$

Equation (5)

where $[C]$ is the symmetric matrix given by

$$[C] = \begin{bmatrix} S_{11} & S_{12} & S_{16} \\ S_{12} & S_{22} & S_{26} \\ S_{16} & S_{26} & S_{66} \end{bmatrix}^{-1}$$

Equation (6)

The ε 's are defined by

$$\begin{aligned} \varepsilon_1 &= U_{z,z} \\ \varepsilon_2 &= (1/a)(U_{r,r} + U_{\theta,\theta}) \\ \varepsilon_{12} &= U_{\theta,z} + (1/a)U_{z,\theta} \end{aligned}$$

Equation (7)

K 's are the changes of curvature by

$$\begin{aligned} K_1 &= -U_{r,zz} \\ K_2 &= -(1/a^2)(U_{r,\theta\theta} - U_{\theta,\theta}) \\ K_{12} &= -(2/a)(U_{r,\theta z} - U_{\theta,z}) \end{aligned}$$

Equation (8)

The equations (5) and (8) play the role of correction to the $y=0$ strains for points away from the inner surface of the shell. The strains of the inner surface are given by (7).

This theory which contains all the terms existing in the previous theories are the equilibrium equations

$$\begin{aligned} [(1+\lambda y)\tau_{r\theta}]_{,y} + \lambda\sigma_{\theta,\theta} + a\lambda\tau_{\theta z,z} + \lambda\tau_{r\theta} &= 0 \\ \tau_{rz,y} + \lambda\tau_{\theta z,\theta} + a\lambda\sigma_{z,z} &= 0 \\ [(1+\lambda y)\sigma_r]_{,y} + \lambda\tau_{r\theta,\theta} + a\lambda\tau_{rz,z} - \lambda\sigma_\theta &= 0 \end{aligned}$$

Equation (9)

Substitution of equation (5) into the equilibrium equations and carrying out the integration with respect to y:

$$\begin{aligned}
 \tau_{rz} &= T_{rz} - \lambda[(A_{13}\epsilon_{1,\theta} + A_{23}\epsilon_{2,\theta} + A_{33}\epsilon_{12,\theta}) \\
 &\quad + a\lambda(B_{13}K_{1,\theta} + B_{23}K_{2,\theta} + B_{33}K_{12,\theta})] \\
 &\quad - a\lambda[(A_{11}\epsilon_{1,z} + A_{12}\epsilon_{2,z} + A_{13}\epsilon_{12,z}) \\
 &\quad + a\lambda(B_{11}K_{1,z} + B_{12}K_{2,z} + B_{13}K_{12,z})] \\
 \tau_{r\theta} &= T_{r\theta} - \lambda[(A_{12}\epsilon_{1,\theta} + A_{22}\epsilon_{2,\theta} + A_{23}\epsilon_{12,\theta}) \\
 &\quad + a\lambda(B_{12}K_{1,\theta} + B_{22}K_{2,\theta} + B_{23}K_{12,\theta}) \\
 &\quad + a\lambda^2(F_{22}K_{1,\theta} + F_{23}K_{12,\theta})] \\
 &\quad - a\lambda[(A_{13}\epsilon_{1,z} + A_{23}\epsilon_{2,z} + A_{33}\epsilon_{12,z}) \\
 &\quad + a\lambda[(B_{13}K_{1,z} + B_{23}K_{2,z} + B_{33}K_{12,z})] \\
 \sigma_r &= T_r + [(A_{12}\epsilon_1 + A_{22}\epsilon_2 + A_{23}\epsilon_{12}) + a\lambda(B_{12}K_1 + B_{22}K_2 + B_{13}K_3)] \\
 &\quad - a\lambda[T_{rz,z}y - a\lambda^2(E_{13}K_{1,\theta z} + E_{23}K_{2,\theta z} + E_{33}K_{12,\theta z}) \\
 &\quad - a^2\lambda^2(E_{11}K_{1,zz} + E_{12}K_{2,zz} + E_{12,zz})] \\
 &\quad - \lambda[T_{r\theta,\theta}y - a\lambda^2(E_{12}K_{1,\theta\theta} + E_{22}K_{2,\theta\theta} + E_{23}K_{12,\theta\theta}) \\
 &\quad - a^2\lambda^2(E_{13}K_{1,\theta z} + E_{23}K_{2,\theta z} + E_{33}K_{12,\theta z})]
 \end{aligned}$$

Equation (10)

The conditions at the inner and outer surface of the shell yields

$$T_{rz} = T_{r\theta} = T_r = 0$$

Equation (11)

The in-plane stresses given by (5) into the original constitutive equations, we obtain the following expressions for the stress resultants:

$$\begin{aligned}
 &\frac{A}{-11} aU_{z,zz} + \frac{2A}{-13} U_{z,\theta z} + \frac{A}{-33} (1/a)U_{z,\theta\theta} + \frac{A}{-13} aU_{\theta,zz} + \frac{(A_{-12} + A_{-33})}{-23} U_{\theta,\theta z} + \frac{A}{-23} (1/a)U_{\theta,\theta\theta} \\
 &\quad + \frac{A}{-12} U_{r,z} + \frac{A}{-23} (1/a)U_{r,\theta} - a\lambda[\frac{B}{-11} aU_{r,zzz} + \frac{3B}{-13} U_{r,zz\theta} + (1/a)(\frac{B_{-12} + 2B_{-33}}{-23})U_{r,z\theta\theta} \\
 &\quad + \frac{B}{-23} (1/a^2)U_{r,\theta\theta\theta} + \frac{B}{-23} (1/a^2)U_{r,\theta} + (1/a)(\frac{B_{-12} + 2B_{-33}}{-23})U_{r,z} \\
 &\quad - \frac{2B}{-13} U_{\theta,zz}] = 0
 \end{aligned}$$

$$\begin{aligned}
& \frac{A}{-13} aU_{z,zz} + \frac{(A_{-12} + A_{-33})}{-12} U_{z,\theta z} + \frac{A_{-23}}{-23} (1/a)U_{z,\theta\theta} + \frac{A_{-22}}{-22} (1/a)U_{\theta,\theta\theta} + \frac{A_{-33}}{-33} aU_{\theta,zz} + \\
& \frac{2A_{-23}}{-23} U_{\theta,\theta z} + \frac{A_{-23}}{-23} U_{r,z} + \frac{A_{-22}}{-22} (1/a)U_{r,\theta} - \\
& a\lambda \left[\frac{B_{-13}}{-13} aU_{r,zzz} + \frac{(B_{-12} + 2B_{-33})}{-12} U_{r,\theta zz} + \frac{3B_{-23}}{-23} (1/a)U_{r,\theta\theta z} + \frac{B_{-22}}{-22} (1/a^2)U_{r,\theta\theta\theta} + \right. \\
& \left. \frac{2B_{-23}}{-23} (1/a)U_{r,z} + \frac{B_{-22}}{-22} (1/a^2)U_{r,\theta} \right] - a\lambda^2 \left[\frac{2F_{-23}}{-23} (1/a)U_{r,\theta\theta z} + \frac{F_{-22}}{-22} (1/a^2)U_{r,\theta\theta\theta} - \right. \\
& \left. - \frac{2F_{-23}}{-23} (1/a)U_{\theta,\theta z} - \frac{F_{-22}}{-22} (1/a^2)U_{\theta,\theta\theta} \right] = 0
\end{aligned}$$

$$\begin{aligned}
& \frac{A}{-12} U_{z,z} + \frac{A}{-22} (U_r + U_{\theta,\theta})/a + \frac{A_{-23}}{-23} (U_{\theta,z} + U_{z,\theta}/a) \\
& - a\lambda \left[\frac{B_{-12}}{-12} U_{r,zz} + \frac{B_{-22}}{-22} (U_{r,\theta\theta} + U_r)/(a^2) + \frac{2B_{-13}}{-13} (U_{r,\theta z} - U_{\theta,z})/a \right] \\
& + a\lambda \left[\frac{aD_{-11}}{-11} U_{z,zzz} + \frac{3D_{-13}}{-13} U_{z,zz\theta} + (1/a) \frac{(D_{-12} + 2D_{-33})}{-12} U_{z,\theta\theta z} + (1/a) \frac{D_{-23}}{-23} U_{z,\theta\theta\theta} + \right. \\
& \left. + \frac{aD_{-13}}{-13} U_{\theta,zzz} + \frac{(D_{-12} + 2D_{-33})}{-12} U_{\theta,zz\theta} + (3/a) \frac{D_{-23}}{-23} U_{\theta,\theta\theta z} + (1/a^2) \frac{D_{-22}}{-22} U_{\theta,\theta\theta\theta} + \right. \\
& \left. + \frac{D_{-12}}{-12} U_{r,zz} + \frac{2D_{-23}}{-23} (1/a)U_{r,\theta z} + \frac{(D_{-22}/a^2)}{-22} U_{r,\theta\theta} \right] \\
& - a^2\lambda^2 \left[\frac{E_{-13}}{-13} U_{r,\theta zzz} + \frac{(E_{-23}/a^2)}{-23} U_{r,\theta\theta\theta z} + 2 \frac{(E_{-33}/a)}{-33} U_{r,\theta\theta zz} \right] \\
& - a^3\lambda^2 \left[\frac{E_{-11}}{-11} U_{r,zzzz} + \frac{(E_{-12}/a^2)}{-12} U_{r,\theta\theta zz} + \frac{E_{-13}}{-13} (2/a)U_{r,\theta zzz} \right] \\
& - a\lambda^2 \left[\frac{E_{-12}}{-12} U_{r,\theta\theta zz} + \frac{(E_{-22}/a^2)}{-22} (U_{r,\theta\theta\theta\theta} + U_{r,\theta\theta}) + 2 \frac{(E_{-23}/a)}{-23} U_{r,\theta\theta\theta z} \right] \\
& - a^2\lambda^2 \left[\frac{E_{-13}}{-13} U_{r,zzz\theta} + \frac{(E_{-23}/a^2)}{-23} U_{r,\theta\theta\theta z} + 2 \frac{(E_{-33}/a)}{-33} U_{r,\theta\theta zz} \right] = p
\end{aligned}$$

Equation (12)

It is convenient for the readers to compute in terms of the stress resultants as follows.

$$\begin{Bmatrix} N_z \\ N_\theta \\ N_{z\theta} \\ N_{\theta z} \\ M_z \\ M_\theta \\ M_{z\theta} \\ M_{\theta z} \end{Bmatrix} = \begin{bmatrix} \bar{A} & \bar{B} \\ \bar{B} & \bar{D} \end{bmatrix} \begin{Bmatrix} \epsilon_{1d} \\ \epsilon_{2d} \\ \epsilon_{12d} \\ K_1 \\ K_2 \\ K_{12} \end{Bmatrix}$$

Equation (13)

Where

$$\epsilon_{1d} = \epsilon_1 + dK_1$$

$$\epsilon_{2d} = \epsilon_2 + dK_2$$

$$\epsilon_{12d} = \epsilon_{12} + dK_{12}$$

And

$$[\bar{A}] = \begin{bmatrix} [\lambda a / (1+d/a)] [A_{-11}, A_{-12}, A_{-13}] \\ (\lambda a) [A_{-21}, A_{-22}, A_{-23}] \\ [\lambda a / (1+d/a)] [A_{-31}, A_{-32}, A_{-33}] \\ (\lambda a) [A_{-31}, A_{-32}, A_{-33}] \end{bmatrix}$$

$$[\bar{B}] = \begin{bmatrix} [\lambda a / (1+d/a)] [(\lambda a B_{-11} - dA_{-11}), (\lambda a B_{-12} - dA_{-12}), (\lambda a B_{-13} - dA_{-13})] \\ (\lambda a) [(\lambda a B_{-21} - dA_{-21}), (\lambda a B_{-22} - dA_{-22}), (\lambda a B_{-23} - dA_{-23})] \\ [\lambda a / (1+d/a)] [(\lambda a B_{-31} - dA_{-31}), (\lambda a B_{-32} - dA_{-32}), (\lambda a B_{-33} - dA_{-33})] \\ (\lambda a) [(\lambda a B_{-31} - dA_{-31}), (\lambda a B_{-32} - dA_{-32}), (\lambda a B_{-33} - dA_{-33})] \end{bmatrix}$$

$$[D] = \begin{bmatrix} [\lambda^2 a^2 / (1+d/a)] [(\lambda a F_{-11} - 2dB_{-11} + \frac{d^2}{\lambda a} A_{-11}), (\lambda a F_{-12} - 2dB_{-12} + \frac{d^2}{\lambda a} A_{-12}), (\lambda a F_{-13} - 2dB_{-13} + \frac{d^2}{\lambda a} A_{-13})] \\ (\lambda^2 a^2) [(\lambda a F_{-21} - 2dB_{-21} + \frac{d^2}{\lambda a} A_{-21}), (\dots), (\dots)] \\ [\lambda^2 a^2 / (1+d/a)] [(\lambda a F_{-31} - 2dB_{-31} + \frac{d^2}{\lambda a} A_{-31}), (\dots), (\dots)] \\ (\lambda^2 a^2) [(\lambda a F_{-31} - 2dB_{-31} + \frac{d^2}{\lambda a} A_{-31}), (\dots), (\dots)] \end{bmatrix}$$

Equation (14)

Equations (4), (5) and (10 – 14) indicate the equations of the uniformly valid first approximation theory.

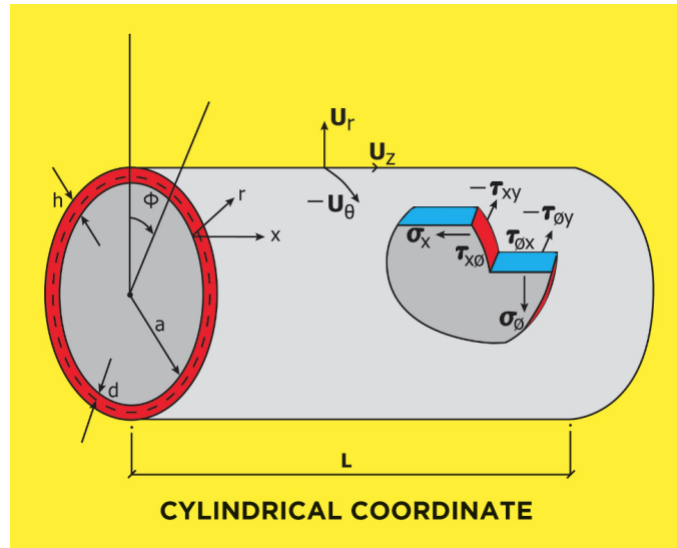


Figure 1: A Cylindrical Shell Showing Dimensions, Deformations, and Stresses

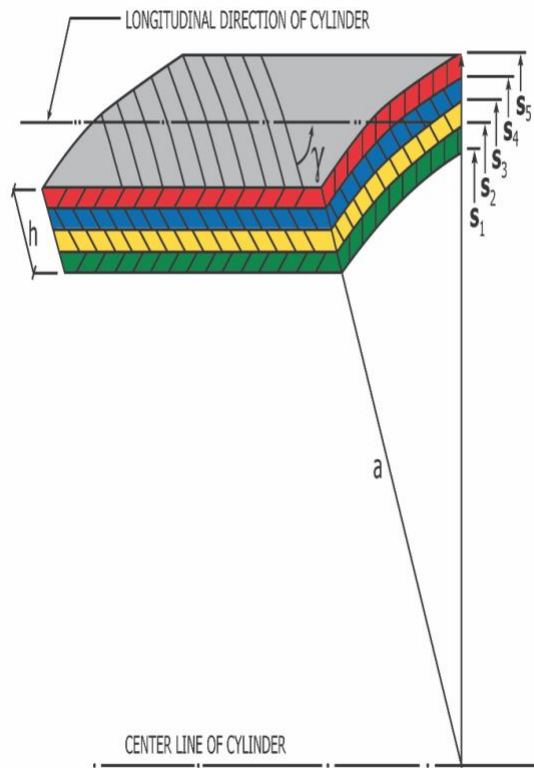


Figure 2: Laminated Cylinder and Angle of Orientation

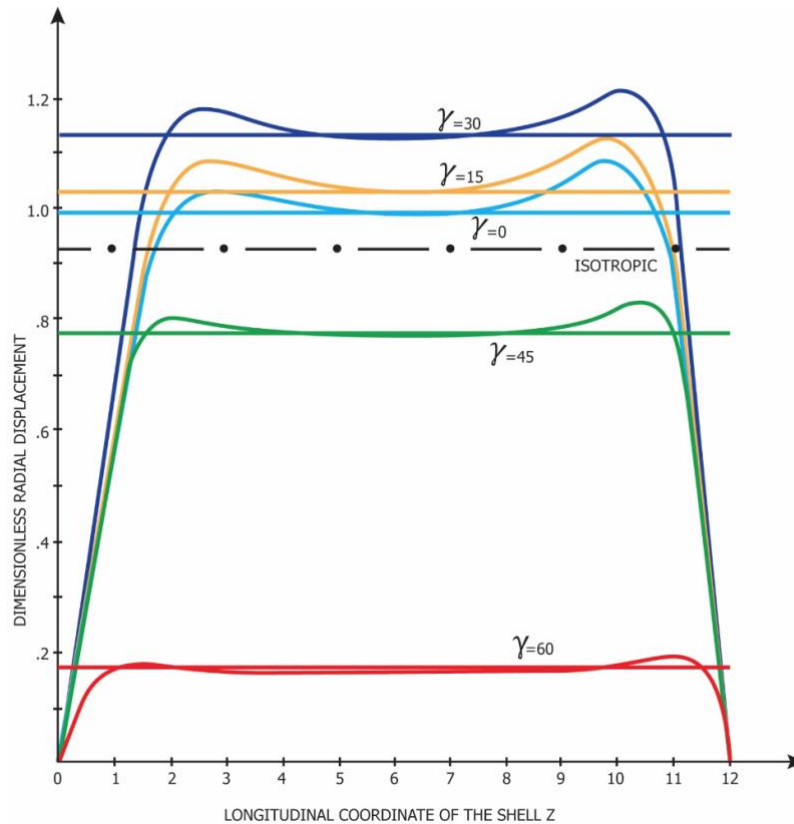


Figure 3: Radial Displacement of the Theory Associated with Longitudinal Length Scale $(ah)^{1/2}$ and Circumferential Lengths

CONCLUSION

The first approximation theories derived in this article represent the simplest possible shell theories for the corresponding length scales considered. Although twenty-one elastic coefficients are present in the original formulation of the problem, only six are appear in the first approximation theories. The fact that these expressions can be determined is extremely useful when discussing the possible failure of composite shells. It was seen that various shell theories are obtained by using different combinations of the length scales introduced in the non-dimensionalization of the coordinates and that each theory possess unique properties such as the orders of magnitudes of the stress and displacement components and edge effect penetration.

The two theories based on the axial length scale $(ah)^{1/2}$ show that a significant edge effect exists and that the penetration of the edge effect changes with the angle in similar fashion as for the radial displacement, being deepest at 30 degree. In this thesis the different theories were applied separately to the solution of a layered shell problem. The solution of a general non-homogeneous anisotropic shell problem can be obtained by a superposition of the theories derived here.

References

- LOVE, A. E. H., "A treatise on the mathematical theory of elasticity", Dover Edition, New York.
- REISSNER, E., "The effect of transverse shear deformation on the bending of elastic plates", J. Appl. Mech. 12, Nos.A69-A77,(1945).
- GOLDENVEISER, A. L., "Theory of elastic thin shells", Pergamon
- REISSNER, E., "On some problems in shell theory", Proc. 1st Symposium on Naval Structural Mechanics (Stanford University), (1958).
- REISSNER, E. and STAVSKY, Y., "Bending and stretching of certain types of heterogeneous aelotropic elastic plates", J. Appl. Mech., Paper No. 61-APM-21,(1961).
- DONG, R. G. and DONG, S. B., "Analysis of slightly anisotropic shells", AIAA Journal, 1, No.11, November,(1963).
- WIDERA, O. E. and CHUNG, S. W., "A theory for non-homogeneous anisotropic cylindrical shells", J. COMPOSITE MATERIALS, 6, January, (1972).

- GOLDENVEISER, A. L., "Methods for justifying and refining the theory of shells", P.M.M. 32, 684 (1968).
- JOHNSON, M. W. and REISSNER, E., "On the foundations of the theory thin elastic shells", J. Math. Phys. 37, 371 (1959).
- REISS, E. L., "A theory for the small rotationally symmetric deformations of cylindrical shells". Communications on Pure and Applied Mathematics XIII, 531 (1960).
- WILCOX, C. H., "Asymptotic solutions of differential equations and their applications", John-Wiley and Sons, Inc..
- VAN DYKE, M., "Perturbation methods in fluid mechanics", Academic Press, (1964).
- DYM, C. L. and HOFF, N. J., "Perturbation-solutions for the buckling problem of axially compressed thin cylindrical shells", AFO SR-66-1755, SUDAAR No.282, Stanford University.
- BERT, C. W., "Structural theory for laminated anisotropic elastic shells", J. COMPOSITE MATERIALS 1, 414 (1967).
- VLASOV, V. Z., "General theory of shells and its applications in engineering", NASA TT F-99, National Tech. Information Service.
- CHUNG, S.W., "A Comparison of Membrane Shell Theories of Hybrid Anisotropic Materials", European Journal of Engineering and Technology, Volume 4, No.5,2016 <http://www.idpublications.org/ejet-vol-4-no-5-2016/>
- Chung, S.W., Hong, S.G. and Ju, G.S.,
"Details of Semi-Membrane Shell Theory of Hybrid Anisotropic Materials" International Journal of Composite Materials 2018.8(3):47-56,
- Chung, S.W., Hong, S.G., Ju, G.S.
"Pure Membrane, Pseudo Membrane, and Semi Membrane Shell Theories of Hybrid Anisotropic Materials", Journal of Material Science and Engineering A 8 (5-6) (2018) 121-135,
- Chung, S.W., Hong, S.G., Ju, G.S., "Semi-Membrane and Effective Length Theory of hybrid Anisotropic Materials", International Journal of Composite Materials. volume 7 (3), 2017: Contact Us: editor@sapub.org , ID:110900221
- Chung, S. W.1, Hong S. G.2, Ju G. S.3,
"Applications of Pure Membrane, Pseudo Membrane, and Semi Membrane Shell Theories of Hybrid Anisotropic Materials", International Journal of Composite Materials p-ISSN: 2166-479X e-ISSN: 2166-4919, 2018; 8(4): 73-90
doi:10.5923/j.comaterials.20180804.01
- Chung S. W.1 , Hong, S. G.2, Ju G. S.3., "A Spherical Shell Theory of Hybrid Anisotropic Materials". International Journal of Composite Materials p-ISSN: 2166-479X e-ISSN: 2166-4919 2018; 8(4): 97-104, ID:110900262,
doi:10.5923/j.comaterials.20180804.03