



CODEN [USA]: IAJPBB

ISSN : 2349-7750

INDO AMERICAN JOURNAL OF PHARMACEUTICAL SCIENCES

SJIF Impact Factor: 7.187

Available online at: <http://www.iajps.com>

Research Article

QUALITY OF DIFFERENT BRANDS OF METRONIDAZOLE AVAILABLE IN JIMMA TOWN, SOUTH WEST ETHIOPIA; A CROSS-SECTIONAL PHARMACEUTICAL QUALITY STUDY

Teshome Sosengo^{1*}, Tesfaye Mohammed^{2*}, Ramanjireddy Tatiparthi^{2*}

^{1*} School of Pharmacy, College of Health and Medical Sciences, Haramaya University, Ethiopia
teshomesosengo@gmail.com, ^{2*} School of Pharmacy, Institute of Health Sciences, Jimma
University, Ethiopia; tfish11@gmail.com, rmnjrddy@gmail.com

Article Received: November 2020 Accepted: December 2020 Published: January 2021

Abstract:

Background: Poor quality medicines include substandard and falsified (i.e. counterfeited) medicines. WHO report of 2017 estimates that the rates of substandard and falsified medical products in low- and middle-income countries is approximately 10.5% with an estimated spend of US\$ 30.5 billion.

Objective: The purpose of the study is to assess the quality of different brands of metronidazole available in Jimma town, Oromia region, South West Ethiopia.

Methods: Cross-sectional study was conducted in Jimma town, Oromia regional state, Ethiopia. The study was conducted from May 03 – July 30, 2018. Samples were collected using convenience sampling technique. The samples were analyzed using a methods specified in British Pharmacopoeia 2013 and United States Pharmacopoeia 2015. The assay result of all the seven brands of metronidazole and dissolution test result of the three brands of metronidazole capsules was entered to statistical package for social sciences software version 24.0 for windows. Then, one way analysis of variance was performed using Tukey test to determine whether there exists significant difference in assay and dissolution test results within and among the brands of the respective dosage forms ($p < 0.05$).

Result: The quality of brands (three Metronidazole capsules and four Metronidazole injections brands) of Metronidazole was assessed based up on a method specified in BP 2013 and USP 2015. All the seven brands of Metronidazole analyzed for quality passed identity test specification of BP 2013. The three brands of Metronidazole capsules passed weight uniformity and dissolution test specification of USP 2015. The seven brands of Metronidazole passed assay (i.e. drug content) test specification of USP 2015. The highest percentage of drug content, 107.81% and 105.56%, obtained for Metronidazole (generic)(capsule), Nirmet(injection) respectively. However, statistical comparison of assay of respective brands of the respective dosage forms at 95% confidence interval indicates that there exists significant difference in assay within and among the brands of the respective dosage forms ($p < 0.05$). All the four brands of Metronidazole injections passed USP 2015 limit for Endotoxin, Endotoxin limit $< 0.35 \text{ Eu/ml}$. Two brands of Metronidazole injection, Aldezol and Metris, failed sterility test from the four brands of Metronidazole injections included in the study and hence of poor quality. The pH of Metronidazole injections were within BP 2013 specification range.

Conclusion: The result of the current study revealed that there was incidence of poor quality Metronidazole in Jimma town. Therefore, post marketing quality assessment should be performed routinely to determine quality status of the drug on market.

Key words: Counterfeit drugs, falsified drugs, poor quality drugs, quality, substandard drugs

Corresponding author:**Teshome Sosengo**

School of Pharmacy, College of Health and Medical Sciences,
Haramaya University, Ethiopia teshomesosengo@gmail.com,

QR code



Please cite this article in press Teshome Sosengo *et al*, **Quality Of Different Brands Of Metronidazole Available In Jimma Town, South West Ethiopia; A Cross-Sectional Pharmaceutical Quality Study.**, *Indo Am. J. P. Sci*, 2021; 08(1).

INTRODUCTION

Poor quality medicines include substandard and falsified (i.e. counterfeited) medicines. Substandard medical products are authorized medical products that fail to meet either their quality standards or their specifications or both. Poor quality drugs are worldwide problem with high prevalence in low and middle income countries. WHO report of 2017 estimates that the rates of substandard and falsified medical products in low- and middle-income countries is approximately 10.5% with an estimated spend of US\$ 30.5 billion(1,2).

WHO global surveillance and monitoring system for substandard and falsified medicines has received more than 1500 reports of substandard or falsified medicines, with 42% of reports coming from sub-Saharan Africa, and 21% each coming from the Americas and Europe in the years from 2013-2017. During the years, 8% of reports came from the Western Pacific, 6% from the Eastern Mediterranean and 2% from South-East Asia(1). The problem of poor quality medicines affects almost all categories of drugs (3) Antibiotics and anti-malarias are most commonly reported poor quality drugs (4). Systematic literature review of substandard and counterfeit medicines performed on 15 studies report out that 28.5% of the samples included in the studies were of poor quality. In the study, antibiotics being the most commonly reported poor quality drugs followed by anti-malarial drugs (2).

Poor quality pharmaceuticals frequently fail to meet critical quality attributes specification limit set for them when tested for quality. Failure to comply with API, dissolution and disintegration specification is most commonly reported problems in poor quality pharmaceuticals (2, 5, 6). A retrospective quality assessment study done in Canada on 653 defective drugs report out that 205(32%) of the products have low concentrations of active ingredients, impurities, dissolution and disintegration failures (2). In August 2013, Ghana seized 64 000 doses of falsified anti-

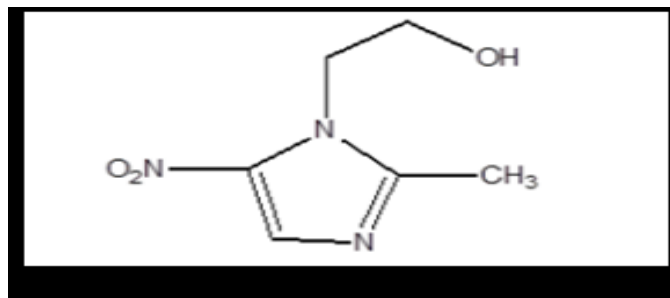
malaria medicines that when tested found to contain only 2% of API (1).

In Sub-Saharan Africa an estimated 400,000 children are exposed to malaria are treated with poor quality anti-malaria medicines (7). Treatment of patients with poor quality pharmaceuticals causes deleterious problems as treatment failure, increased morbidity and mortality, wastage of budget of family and government and emergence of drug resistance (8, 9, 10, 11).

Metronidazole is [1-(2 hydroxyethyl)-2-methyl-5-nitroimidazole] BCS class I drug that was discovered in the 1960s (Rediguieri *et al.*, 2011). Since from its discovery, it is used in treatment of numerous infections caused by bacteroides, clostridia, helicobacter, trichomonas, giardia and entamoeba, dental infections, skin infections, surgical prophylaxis and antibiotic associated pseudomembraneous colitis (12, 13, 14). The chemical structure is shown below in figure 1. In spite of its broad use, poor quality Metronidazole has been frequently reported (15, 16).

Systematic literature review done in Japan on 86 studies found out that metronidazole was the second most repeatedly reported substandard antibiotic next to cloxacillin and from the 277 samples of metronidazole included in the literature review, 69(24.9%) of the metronidazole samples were substandard(17). Treatment with substandard dose of metronidazole causes emergence of drug resistance and treatment failure (18, 19).

In Ethiopia, except a few attempt of certain scholars to assess quality of certain drugs circulating on the pharmaceutical market of the country, the quality status of majority of the drugs circulating in the health care system of the country yet remain unknown. Therefore, this study assessed the quality of different brands of metronidazole marketed in Jimma town



A) Metronidazole

Figure 1: Chemical structure of Metronidazole**METHODS AND MATERIALS****METHODS****Study area and period**

The study was conducted in Jimma town, Oromia regional state, Ethiopia. It is located 352 km South West of Addis Ababa. Currently in Jimma town there exists 33 drug stores and 22 pharmacies serving the population. The study was conducted from May 03 - July 30, 2018.

Study design

A cross sectional study was conducted to determine quality of Metronidazole available in Jimma town.

Sample collection technique

Samples were collected using convenience sampling technique (20). Detailed information of the samples purchased for analysis of quality on the present study is indicated in tables 1 and 2.

Table 1: Detailed information on Metronidazole 250 mg capsule analyzed for quality.

Manufacturer	Brand name	Strength	Batch N ^o	Mfg.date	Exp.date
EPHARM. Ltd., Ethiopia	Metronidazole (generic)	250mg	BN712018	07/2017	12/2021
Cadila Pharmaceuticals Plc, India	Camezol	250mg	D17062bx56	12/2017	11/2020
Addis Pharmaceuticals Factory Plc, Ethiopia	Metazol	250mg	BN23336	-	06/21

Table 2: Detailed information on Metronidazole injections analyzed for quality.

Manufacturer	Brand Name	Strength	Batch N ^o	Mfg.date	Exp.date
Aculife Health care Pvt.Ltd., India	Nirmet	500mg/100ml	2H61981	Aug.2016	Jul.2019
Unique Pharmaceuticals Labs., India	Metrogyl	500mg/100ml	Plx7070	04/2017	03/2020
Albert David Ltd., India	Aldezol	500mg/100ml	P6130023E	06/2016	05/2019
Claris Otsuka Pvt., India	Metris	500mg/100ml	C262629	10/2016	09/2019

Quality Assurance

Sample collectors (i.e. mystery shoppers) were trained for 1 day. The training was given on allocation of pharmacies and drug stores for sample collection and how to purchase enough samples to allow for quality assessment (20). Then, the samples were brought to Ethiopian pharmaceutical manufacturing company (EPHARM) quality control laboratory next day to day of completion of sample collection for analysis. To ensure reliability of results, calibrated and validated equipments was used for all procedures and relevant standard operating procedures (SOPs) was followed for all tests during the laboratory analysis of the samples.

Data Analysis

The assay result of all the seven brands of metronidazole and dissolution test result of the three brands of metronidazole capsules was entered to statistical package for social sciences software version 24.0 for windows. Then, one way analysis of variance (ANOVA) was performed using Tukey test to determine whether there exists significant difference in assay and dissolution test results within and among the brands of the respective dosage forms ($p < 0.05$)

Ethical Approval

The study was reviewed and approved by the ethical review committee of Jimma University, Institute of Health

Operational definitions

Assay: Content of active pharmaceutical ingredient..

Contamination: The undesired introduction microbes to a pharmaceutical dosage form above tolerance limit tolerable in official compendia's.

Identity: Presence of specified active ingredient.

Poor quality: Drugs that fail to meet quality specification set for them.

Specification: Set of criteria to which a drug product should conform to be considered acceptable for its intended use.

MATERIALS

Equipments

FTIR 8400S (SHIMADZU, Japan), HPLC(Japan), dissolution tester (India), UV-Spectrophotometer(Shmadzu/Japan), evaporating dish(Britain), sonicator(Bandelin/Germany), thermometer(Frankfurt/Germany), volumetric flask(England), pycnometer(Germany), Whatman GFC paper(England), conical flask(MERK /Germany), 0.45 μ m Nylon membrane filter(Germany), analytical balance(METLER TOLEDO, Switzerland), pH(Metler Toledo, China), incubator (SANYO, Japan), heating oven(Eclipse, Italy), and KBr(Britain).

Solvents/Chemicals/Reagents

Methanol(CARLOERBA/France), 1 M phosphoric acid(Germany), 0.1 N HCl(Schlau/Spain), NaCl(Fischer scientific/UK), monobasic potassium phosphate(CARLOERBA/France), thioglycolate medium(Himedia laboratory Pvt.Ltd/India), Isopropyl alcohol (National Alcohol/Ethiopia), acetone(CARLOERBA/France), LAL reagent(Charles River/India), TSA(Sisco reasercher Laboratory/India), Water for bacterial endotoxin test (Nearlite/India), Endotoxin reagent (Charlesreagent/India), distilled water(EPHARM/Ethiopia).

Metronidazole ICRS (Lot number: 183118, WHO center for chemical reference substances, Sweden) was obtained from EPHARM.

TESTS

Identification tests

Identification Test of Metronidazole Capsules:

Metronidazole capsules identification test was carried out according to a method specified in British Pharmacopoeia (BP) 2013. First, the added to it and the mixture was allowed to separate. The upper layer was evaporated to dryness in an evaporating dish and 10 mg of the sample was taken in KBr plate to FTIR instrument for the identification test (21).

Identification Test of Metronidazole Injections:

Identification test for Metronidazole injections was done based on BP 2013. First, 20 ml of Metronidazole injection and 9g NaCl was collected in separatory funnel and shaken for 5 minutes (20). Then, 20 ml of acetone was added to it and the mixture was allowed to separate. The upper layer was evaporated to dryness in an evaporating dish and 10 mg of the sample was taken in KBr plate to FTIR instrument for the identification test (21).

Weight uniformity test

Weight uniformity test was as per a method specified in United States Pharmacopeia (22). First, 10 capsules were selected randomly (22). Then, each intact capsule was weighed and its shell was opened and its content removed. The empty shell was weighed and the net weight of the content of the each capsule was determined by subtracting the weight of the shells from the weight of the intact capsule. The procedure was repeated for the remaining 9 capsules.

Dissolution test

Dissolution test for Metronidazole capsules was performed using a USP Apparatus I (22). The paddle was set at 100 rpm and 900 ml dissolution 0.1N HCl was used to test all samples. Prior to dissolution testing, the dissolution media was preheated and degassed. Dissolution testing was started after the

temperature of $37^{\circ}\text{C}\pm 0.5^{\circ}\text{C}$ was confirmed in all six vessels. In pre-set time points of 10, 15, 20, 30, 45 and 60 minutes, 5ml of the sample solution was taken with syringe from the dissolution vessel and filtered through $0.45\mu\text{m}$ membrane filter. Then, the first 2ml was discarded and the remaining 3 ml of the filtrate was transferred to 50 ml volumetric flask and diluted to a volume with 0.1N HCl (22). Then, 1.5 ml the sample solution was placed in Quartz cuvetts and put in to UV spectrophotometer and its reading was recorded.

Assay tests

Assay test for Metronidazole capsules: Assay test was done using a method specified in USP 2015(22).

Assay test for Metronidazole injections: Assay test was done using a method specified in USP 2015(22).

Microbiological tests

Endotoxin test

Endotoxin test was done according to a method specified in USP 2015. The sample solution was prepared by mixing 0.1 ml of the sample stock solution and 0.1 ml of LAL solution and stored at 37°C for 1 hour (22).

Sterility test

Sterility test was done based on a method indicated on USP 2015. The exterior of all product primary containers was cleansed with 70% isopropyl alcohol and allowed to completely dry. Then, the samples were taken to the working area and all the contents of the bottles were aseptically filtered through a two $0.45\mu\text{m}$ membrane filters. The filters was rinsed with five 10 ml of distilled water. Finally, to each membrane filter, each 100 ml of tryptone soya broth and thioglycolate medium was transferred and incubated for 14 days at 22°C and 32°C respectively (22).

RESULT AND DISCUSSION

Identification test result

The identification test for all the seven brands was performed according to a method indicated in BP 2013 for identification of the drug. The IR spectrums of the standard (i.e. Metronidazole ICRS) and the samples are coinciding, indicating the standard and the seven brands of Metronidazole analyzed on the present study have similar IR spectrum absorption frequency, which in turn shows identity of API of interest in the samples (**Figure 2 and 3**). Accordingly, all the brands passed the test for identification test. Identification tests performed on Metronidazole in various countries demonstrate mixed results. As in the present study, all the brands analyzed passed an identity test in a study done at

Addis Ababa, Ethiopia (23) and Zaria, Nigeria (24). In contrary to this study finding, in a study done in Nigeria on 581 drugs, in which the 36 of the samples are Metronidazole tablets and 5 of samples are Metronidazole suspensions, all the Metronidazole suspensions included in the study failed identification test (15). A possible reason that the samples failed an identity test may be the samples of Metronidazole suspensions analyzed on the study were falsified (counterfeited). Treatment with medicines void of active ingredient by failing to suppress infection, leads to build up of pathogens, progression of underlying disease and engenders the development of drug resistance.

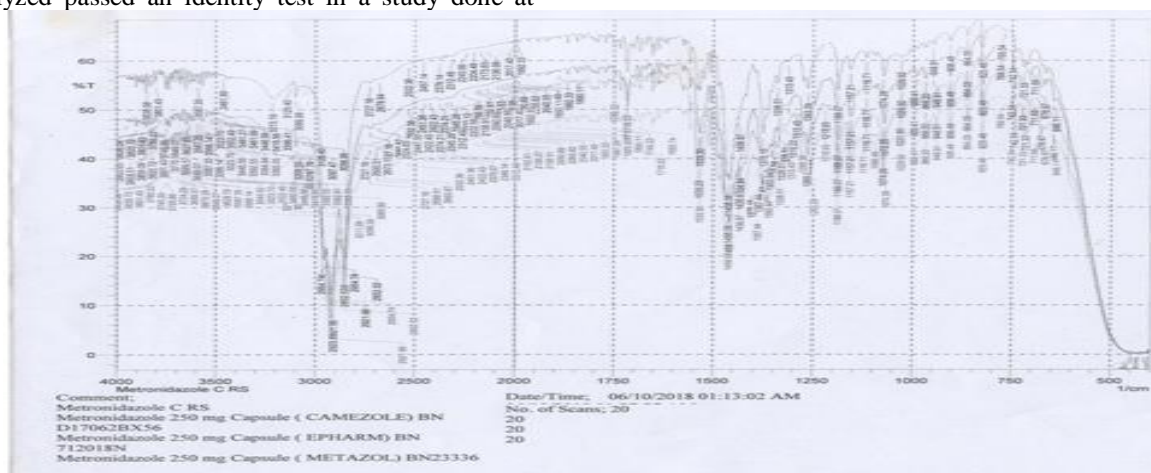


Figure 2: Merged FTIR spectrum of three brands metronidazole capsules and metronidazole ICRS.

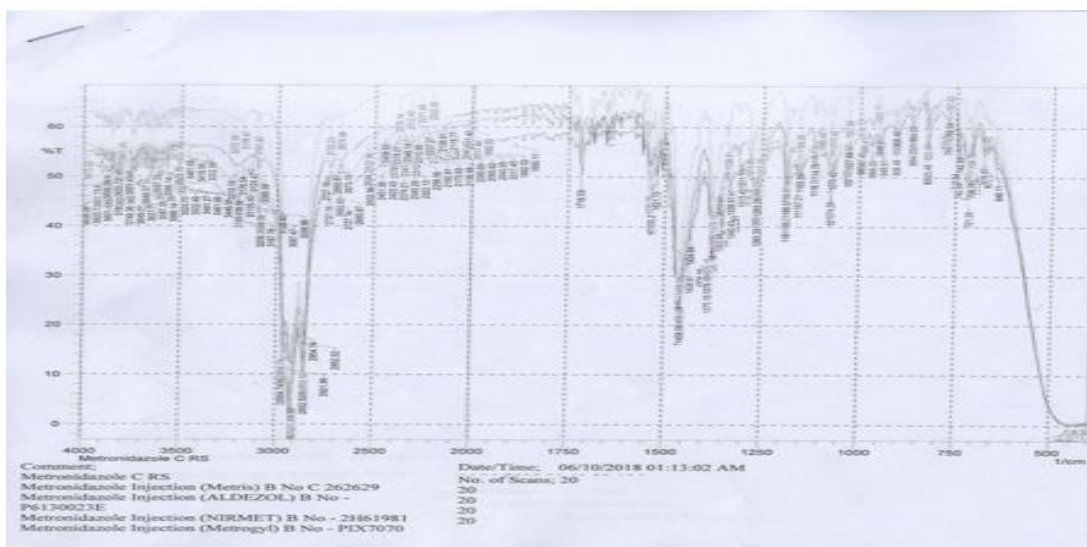


Figure 3: Merged FTIR spectrum of four brands metronidazole injections and metronidazole ICRS.

Weight uniformity test result

Weight uniformity test was done using a method specified in USP 2015. According to USP 2015 specification, the requirements for dosage uniformity are met if the acceptance value (AV) of the first 10 dosage units is less than or equal to L1%, which

15(22). Weight uniformity test result of Metronidazole capsule brands is shown in table 3. Thus, according to the results, all the three brands of Metronidazole capsules passed a weight uniformity test.

Table 3: Weight uniformity test result of randomly selected Metronidazole capsules (n=10).

Brand Name	av.xi (%)	sd	% RSD	M (%)	Acceptance value	USP 2015 limit
Metronidazole(Generic)	107.55	1.32	1.23	101.5	9.218	L1<15
Camezol	102.71	2.63	2.56	101.5	7.522	L1<15
Metazol	104.04	2.2	2.12	101.5	7.82	L1<15

DISSOLUTION TEST RESULT

The dissolution test for the Metronidazole capsules was performed using a method specified in USP 2015, in which it is indicated that the 85% of the active ingredient should be released in 30 minutes(22). In the current study, all the three brands of Metronidazole capsules studied released more than

85% of API within 30 minutes. Statistical comparison of dissolution (release of API) at 95% confidence interval revealed that there exists significant difference in drug release within and among the three brands of Metronidazole capsules ($p<0.05$). The percentage of dissolution of the brands is shown below.

Table 4: Result of time dependent dissolution of three brands of Metronidazole capsules (n=6).

Sampling time (min)	% drug released (mean \pm RSD; n = 6)		
	Metronidazole(generic)	Metazol	Camezol
10	93.68 \pm 2.25	94.55 \pm 2.55	100.67 \pm 1.11
15	97.23 \pm 1.04	98.47 \pm 1.3	102.04 \pm 1.18
20	98.26 \pm 1.19	100.96 \pm 0.97	103.76 \pm 1.16
30	99.71 \pm 1.19	101.76 \pm 1	106.61 \pm 1.16
45	100.1 \pm 1.507	101.86 \pm 0.64	106.86 \pm 1.4
60	99.81 \pm 0.788	102.80 \pm 1.41	106.69 \pm 1.51

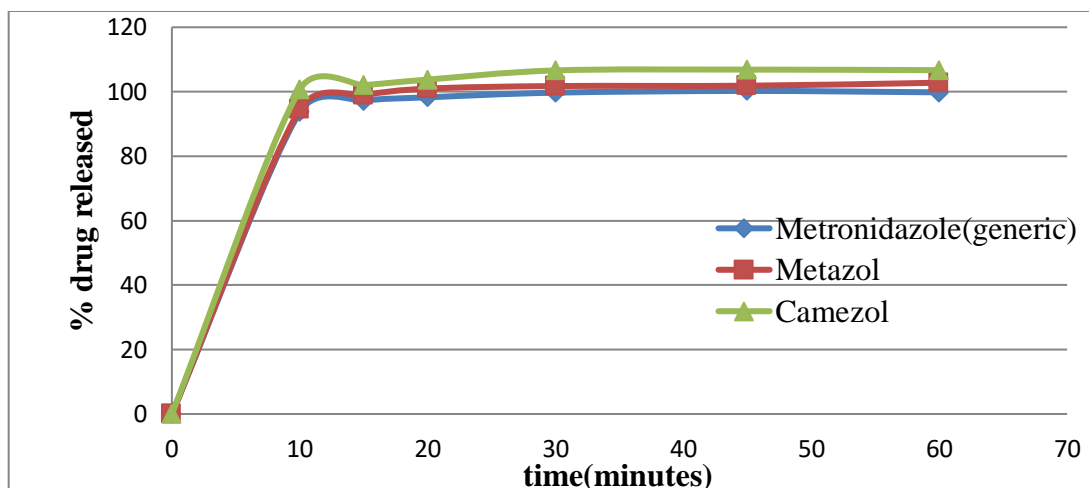


Figure 4: Time dependent dissolution profile of three brands of metronidazole capsules.

Assay test result

For drugs to be therapeutically effective, the formulation ought to contain the API in officially approved extent that produces desired therapeutic effect. All the seven brands of Metronidazole studied passed USP 2015 specification for assay of the product (Table 5). Statistical comparison of drug contents at 95% confidence interval indicates that there exists significant difference in drug content within and among the all the seven brands of Metronidazole ($p < 0.05$). In discrepancy with this study result, failure to comply with assay specification limit was reported in similar in-vitro quality assessment studies conducted on the drug in

Eastern Nigeria (16), Myanmar (25), Bangladesh (26) and China (27), where 3 from 10 brands of Metronidazole tablets, 1 from 14 Metronidazole tablets, 6 from 40 brands of Metronidazole and 41 from 108 Metronidazole failed assay test in the respective studies. The cause for the products to fail assay test on the studies may be the drugs analyzed on respective studies are counterfeited. Substandard quality Metronidazole induces drug resistance, which in turn causes deleterious negative impacts such as increased morbidity, mortality, treatment cost, hospital stay days and others.

Table 5: Assay result of Metronidazole capsules and Metronidazole injections (n=3).

Product	Brand Name	Assay result (%)	\pm RSD (%)	USP 2015 limit
Metronidazole Capsule	Metronidazole(Generic)	107.81	0.113	90-110%
	Camezol	102.96	0.229	90-110%
	Metazol	104.34	0.138	90-110%
Metronidazole Injection	Aldezol	96.98	0.018	90-110%
	Metrogyl	99.63	0.003	90-110%
	Metris	100.3	0.021	90-110%
	Nirmet	101.03	0.009	90-110%

Microbiological quality tests of Metronidazole Injections

Sterility test result

Sterility test result of the samples is indicated in table 6. The samples were analyzed for sterility as per a method indicated in USP 2015(22). Two brands (i.e. Aldezol and Metris), failed sterility test from the four brands of Metronidazole injections included in the study and hence of poor quality. Microbiological quality of the liquid dosage forms should be maintained in official specifications limit throughout the shelf life of the drug for the dosage form to be stable and therapeutically effective.

Microbial contamination liquid dosage preparations cause spoilage of the product which results in degradation and instability of the product. Subsequent treatment of patients who are already immune-compromised with such microbiologically contaminated products causes increased morbidity and mortality(28, 29, 30)

LAL test result

The products were tested for bacterial Endotoxin test according to a method specified in USP 2015(22). LAL test result of Metronidazole injections is shown in table7. As indicated on the table, all the four brands of Metronidazole injections passed a test for Endotoxin

Table 6: Sterility test result of Metronidazole injections (n=1).

Product name	Days													
	1	2	3	4	5	6	7	8	9	10	11	12	13	14
Aldezol	-ve	-ve	-ve	-ve	-ve	-ve	+ve	+ve	+ve	+ve	+ve	+ve	+ve	+ve
Metris	-ve	-ve	-ve	-ve	-ve	-ve	-ve	-ve	-ve	+ve	+ve	+ve	+ve	+ve
Metrogyl	-ve	-ve	-ve	-ve	-ve	-ve	-ve	-ve	-ve	-ve	-ve	-ve	-ve	-ve
Nirmet	-ve	-ve	-ve	-ve	-ve	-ve	-ve	-ve	-ve	-ve	-ve	-ve	-ve	-ve

Table 7: LAL test result of Metronidazole injections (n=1).

Brand name	Endotoxin concentration	USP 2015 limit
Aldezol	<0.25Eu/ml	<0.35Eu/ml
Metris	<0.25Eu/ml	<0.35Eu/ml
Metrogyl	<0.25Eu/ml	<0.35Eu/ml
Nirmet	<0.25Eu/ml	<0.35Eu/ml

CONCLUSION

The result of the current study revealed that there was incidence of poor quality Metronidazole in Jimma town. Therefore, post marketing quality assessment should be performed routinely to determine quality status of the drug on market.

Limitation of the study

Since this study is based upon convenience sampling, the result of the study may not indicate exact quality status of the drug in the study area

Acknowledgement

The author acknowledges Jimma University School of Pharmacy and Ethiopian pharmaceuticals manufacturing company (EPHARM) for permitting to use their laboratory and freely giving metronidazole standard.

REFERENCES

1. WHO. WHO global surveillance and monitoring system for substandard and falsified medical products, Geneva, Switzerland. 2017.
2. Almuzaini, T., Choonara, I & Sammons, H. 2013. Substandard and counterfeit medicines: a systematic review of the literature. *BMJ*. 2013; 3:e002923.
3. Kelesides, T., Kelesides, I., Rafailidis, I & Falagas, M.E. Counterfeit or substandard antimicrobial drugs: a review of scientific evidence. *Journal of antimicrobial chemotherapy*. 2007; 60: 214-236.
4. Kelesidis, T & Falagas, E. Substandard/counterfeit antimicrobial drugs. *Clinical microbiology reviews*. 2015; 28(2): 443-464.
5. Alghannam, A.F.A., Aslanpour, Z., Evans, S & Schifano, F. A systematic review of counterfeit and substandard medicines in field quality surveys. *Integrated pharmacy research*. 2014; 3: 71-88.
6. Sammons, H.M & Choonara, I. Substandard medicines: a greater problem than counterfeit medicines? *BMJ Paediatrics Open*. 2017; m1:e000007.
7. Seither A. Health and economic consequences of poor quality medicines. *Clinical pharmacology and therapeutics*. 2009; 4(5): 476-478.
8. Newton, P.N., Green, M.D & Fernandez, F.N. Impact of poor-quality medicines in the developing world. *Trends in pharmacological sciences*. 2009; 31(3): 99-101.
9. Alhedethe, A., Alhudaithy, K & Zloh, M. An evaluation of prevalence of low quality of medicines in Saudi Arabia and factors associated an analytical comparative study. *Archives in chemical research*. 2017; 1(3): 1-18.
10. Wilson, J. M. The health and economic effects of counterfeit pharmaceuticals in Africa. 2011. Available at: <http://www.a-cappp.msu.edu/index.html>. Accessed at 9/21/17.
11. Rediguieri, C F., Porta, V., Nunes, G., Diana, S., Nunes, T. M & Junginger, H. E., et al. Biowaiver monographs for immediate release solid oral dosage forms: Metronidazole. *Journal of pharmaceutical sciences*. 2011; 100 (5): 1618-1627.
12. Hedge, D.D., Strain, J.D., Heins, J.R & Farver D.K. New advances in the treatment of clostridium diffi cile infection (CDI). *Therapeutics and clinical risk management*. 2008; 4(5): 949-964.
13. Peedikayil, F.C. Antibiotics in odontogenic Infections - An update. *J Antimicro*. 2016; 2(2): 1-4.
14. Dhand, A & Snyderman, D. R. Mechanism of resistance in metronidazole mechanism of resistance in metronidazole. 2014. doi: 10.1007/978-1-59745-180-2.
15. Taylor, R.B., Shakoor, O., Behren, R.H., Everard, M., Low, A.S & Wangboonskul, J et al. Pharmacopoeial quality of drugs supplied by Nigerian pharmacies. *Lancet*. 2001; 357: 1933-36.
16. Ibezim, E.C., Attama, A.A., Obitte, N.C., Onyishi, V.I & Brown, S.A. In vitro prediction of in vivo bioavailability and bioequivalence of brands of metronidazole tablets in Eastern Nigerian drug market. *Scientific research and essay*. 2008; 3(11): 552-558.
17. Tschida, S. A Systematic Review on Antibiotic Quality. Master of philosophy thesis, dept.of community Health,Oslo University.pp. 18. 2016.
18. Rasoloson, D., Vanacova, S., Tomkova, E., Razga, I., Hrdy, I & Tachezy, J et al. Mechanisms of in vitro development of resistance to metronidazole in *Trichomonas vaginalis*. *Microbiology*. 2002; 148(8): 2467-2477
19. Van der Wouden, E.J., Van Zwet, A.A., Thijs, J.C, Vosmaer, G.D.C., Oom, J.A.J & De Jong, A et al. Rapid increase in the prevalence of helicobacter pylori in the Netherlands. *Emerging infectious diseases*. 1997; 3(3): 386-387
20. WHO. Guidelines on the conduct of surveys of the quality of medicines, Geneva, Switzerland, 2015.
21. United States Pharmacopoeia. The United States Pharmacopoeial convention, Rockville, Volume III. 2015.
22. British Pharmacopoeia. The Stationery Office, London, Volume III. 2013.
23. Kahaliw, W & Ashenef, A. Comparative quality evaluation of some metronidazole tablets and metronidazole benzoate oral suspension available in retail outlets of Addis Ababa, Ethiopia. *Int J Pharm Sci Res*. 2013; 4(4): 1384-1391.
24. Musa, H., Sule, Y.Z & Gwarzo, M.S. Assessment of physicochemical properties of metronidazole marketed in Zaria, Nigeria. *International journal of pharmacy and pharmaceutical sciences*. 2011; 3(3): 27-29.
25. WHO. Counterfeit and substandard drugs in Myanmar and Viet Nam, Geneva, pp. 18-19.1999.
26. Ahmed, F., Das, A.k., Karmakar, U.K., Khaleque, T.K & Shill, M.C. Quality of marketed metronidazole preparations in

- Bangladesh-an analytical overview. Journal of biological sciences. 2003; 3(10): 940-950.
27. Pan, H., Luo, H., Chen, S & Ba-Thein, W. Pharmacopoeial quality of antimicrobial drugs in southern China. Lancet global health. 2013; 4(5): 300-302.
 28. Amrutha, A.V., Gangadharappa, H.V., Kiran, H.C & Shuchithra, S. In-process and finished products quality control tests for sterile and non sterile dosage form. Int. J. Pharm. Sci. Rev. Res. 2017; 45(1): 206-214.
 29. Mwambete, K. D., Justin-temu, M & Fazleabbas, F.S. Microbiological assessment of commercially available quinine syrup and water for injections in Dar Es Saalam, Tanzania. Tropical journal of pharmaceutical research. 2009; 8(5): 441-447.
 30. Hasegawa, T., Takagi, K & Kitaichi, K. Effects of bacterial endotoxin on drug pharmacokinetics. J.med.Sci. 1999; 62: 11-28