

# Two new taxa of Gesneriaceae in the karst regions in North Vietnam

Wen-Hong Chen<sup>1,5</sup>, Shi-Wei Guo<sup>1,4,5</sup>, Hieu Quang Nguyen<sup>2</sup>,  
Li Chen<sup>1,3</sup>, Yu-Min Shui<sup>1,5</sup>

**1** CAS Key Laboratory for Plant Diversity and Biogeography of East Asia, Kunming Institute of Botany, Chinese Academy of Sciences, 132 Lanhei Road, Kunming 650201, Yunnan, China **2** Center for Plant Conservation of Vietnam (CPC), Vietnam Union of Science and Technology Associations, 25/32 Lane 191, Lac Long Quan Rd., Hanoi, Vietnam **3** School of Life Sciences, Yunnan University, Kunming 650091, Yunnan, China **4** University of the Chinese Academy of Sciences, Beijing 100049, China **5** Karst Conservation Initiative of Yunnan, Kunming 650201, Yunnan, China

Corresponding author: Yu-Min Shui ([yminshui@mail.kib.ac.cn](mailto:yminshui@mail.kib.ac.cn))

---

Academic editor: Yi-Gang Wei | Received 26 May 2020 | Accepted 7 July 2020 | Published 26 August 2020

---

**Citation:** Chen W-H, Guo S-W, Nguyen HQ, Chen L, Shui Y-M (2020) Two new taxa of Gesneriaceae in the karst regions in North Vietnam. In: Shui Y-M, Chen W-H, Ren M-X, Wen F, Hong X, Qiu Z-J, Wei Y-G, Kang M (Eds) Taxonomy of Gesneriaceae in China and Vietnam. *PhytoKeys* 157: 217–226. <https://doi.org/10.3897/phytokeys.157.54697>

---

## Abstract

One new species and one new variety of Gesneriaceae in Vietnam are described, viz. *Paraboea sinensis* var. *glabrissima* **var. nov.** and *Primulina xuansonensis* **sp. nov.** These two new taxa grow in limestone regions in North Vietnam. The former new variety differs from *Paraboea sinensis* (Oliv.) Burtt var. *sinensis* in its young leaf abaxially, stem and peduncle sparsely and thin pannose, acute top of leaves, pistil glandular-pubescent or pubescent. The latter new species differs in its bracts 1.6–2.5 × 1.3–1.5 cm, corolla 3–3.5 cm long, corolla tube slightly curved near the base and inflated on the adaxial surface near the corolla lobes, and corolla abaxial lip lobes rounded. The two new taxa grow at Xuan Son National Natural Reserve, North Vietnam and remain undisturbed with low risk of extinction.

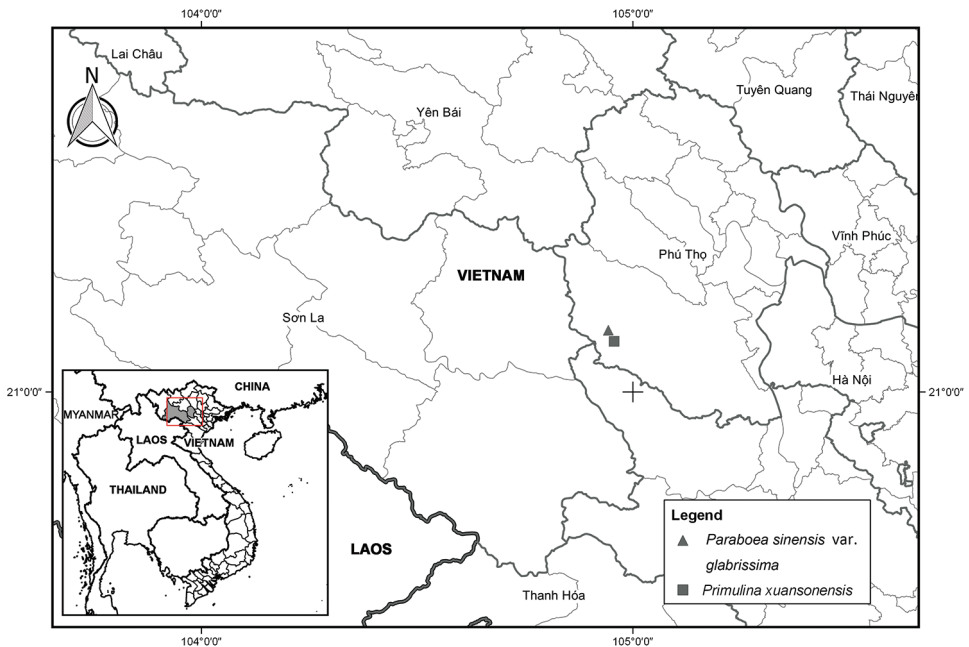
## Keywords

Didymocarpoideae, Flora of Vietnam, limestone, natural park, new taxa, protection

## Introduction

Vietnam is one of the regions with the highest species biodiversity in Asia (Myers et al. 2000). It is estimated that there are about 70 species of Gesneriaceae in Vietnam (Ho 2000). However, biodiversity studies are scarce in Vietnam. For example, the discoveries in Gesneriaceae only focused on certain genera: *Oreocharis* in North Vietnam (Do et al. 2016, 2017; Chen et al. 2017, 2018a; Möller et al. 2018), *Billolivia* in Central Vietnam (Middleton et al. 2014a, 2014b; Luu et al. 2015, 2018; Vu et al. 2015; Nguyen et al. 2016; Lý 2017) and other genera (*Deinostigma*: Möller et al. 2016; *Didymocarpus*: Hong et al. 2018; *Raphiocarpus*: Vu et al. 2012; *Hemiboea*: Chen et al. 2018b; *Paraboea*: Middleton 2018; *Aeschynanthus*: Middleton and Atkins 2018; and so on).

Many species of Gesneriaceae are distributed both in South China and in North Vietnam. China is a significant centre of diversity of the family Gesneriaceae, with the majority of taxa found in the South and Southwest China (Wang et al. 1990, 1998; Li 1991, 2005; Wei et al. 2010; Möller et al. 2016). After long-term collaborative surveys between China and Vietnam, we not only confirmed the common species and records from two countries, but also published some new species endemic to Vietnam, especially in the adjacent region to South China (Chen et al. 2017, 2018a, 2018b). Here, we describe two new taxa of Gesneriaceae in the karst regions at Xuan Son National Park in North Vietnam (Fig. 1), viz. *Paraboea sinensis* var. *glabrissima* W.H.Chen & Y.M.Shui, var. nov. and *Primulina xuansonensis* W.H.Chen & Y.M.Shui, sp. nov.



**Figure 1.** The distribution of *Paraboea sinensis* var. *glabrissima* W.H.Chen & Y.M.Shui var. nov. (triangle) and *Primulina xuansonensis* W.H. Chen & Y.M. Shui sp. nov. (square).

## Materials and method

After reviewing preserved herbarium specimens worldwide (BM, E, HNU, K, KUN, P, PE), two new taxa were confirmed. Habitat photographs and images of macro-morphological characters were taken in the field, in greenhouses and from the fixed (FAA) material. Morphological observations and measurements of the new taxa, based on living and dry plant specimens (from KUN) and preserved materials, were carried out. All morphological characters were observed and photographed with a Leica S8 APO stereomicroscope and a Nikon D700 microscope camera.

## Taxonomy

*Paraboea sinensis* var. *glabrissima* W.H.Chen & Y.M.Shui, var. nov.


urn:lsid:ipni.org:names:77211199-1

Figure 2

**Type.** VIENTAM, Pho Tho Province: Xuan Son County, Xuan Son National Park, 21°07'49.3"N, 104°57'09"E, 463 m a.s.l., 8 April 2016, *Y. M. Shui, W.H. Chen, C. Liu, H.Q. Nguyen, H.T. Nguyen, N.Q. Chuong CK909* (holotype, KUN!; isotype, CPC!=Herbarium of Center for Plant Conservation of Vietnam).

**Diagnosis.** The new variety is similar to *Paraboea sinensis* (Oliv.) Burt var. *sinensis* in its morphology of habit, calyx, corolla and fruits, but differs in its young leaf abaxially, stem and peduncle sparsely and thin pannose (vs. dense and thick pannose), acute top of leaves (vs. acuminate), pistil glandular-pubescent or pubescent (vs. glabrous).

Subshrubs. Stem erect, 50–80 cm tall, ca. 0.3 cm in diam., with many branches, pannose when young. Leaves opposite, equal to subequal in pairs on the stem; petiole 1–10 cm long, pannose when young; blade herbaceous, slightly asymmetric, oblong to obovate, 9–19 × 3.5–8 cm, base cuneate, apex acute, margin denticulate from the base, adaxially glabrous, abaxially sparsely pannose when young; venation penninerved, lateral veins 7–12 on each side of the midrib. Cymes axillary near branch apices; peduncle 1.5–4.5 cm long, sparsely pannose; bracts caducous; pedicel 1.4–2 cm long, sparsely pannose; bracteoles caducous. Calyx zygomorphic, 2-lipped, adaxial calyx ca. 1 cm long, 3-lobed to the middle, lobes rounded ca. 0.5 × 0.5 cm, abaxial calyx 2-lobed to the base, lobes obovate, ca. 1.2 × 0.6 cm, apex round, margin entire, outside glabrous, inside glabrous. Corolla campanulate, zygomorphic, 2–2.3 cm long, ca. 1.3 cm wide at the throat, both sides glabrous, tube 1–1.4 cm long; limb 2-lipped; adaxial lip 2-lobed, lobes broadly ovate, ca. 0.9 × 1.5 cm; abaxial lip 3-lobed, lobes broadly ovate, middle lobe ca. 0.7 × 1.2 cm. Stamens 2, adnate to the corolla base; anthers glabrous; filaments ca. 1 cm long, pubescent, staminodes 3, glandular-pubescent, lateral ones 2.5–3.0 mm long, adnate to the corolla tube base, the middle one ca. 1 mm long, adnate to the corolla tube ca. 2 mm above the base. Disc absent. Pistil ca. 1.2 cm long; ovary linear, ca. 0.8 cm long, sparsely glandular-pubescent or pubescent; style linear, ca. 0.4 cm long, glandular-pubescent; stigma 1, capitate. Capsule linear, spirally twisted, 2.5–3.7 cm long, glabrous.



**Figure 2.** *Paraboea sinensis* var. *glabrissima* W.H.Chen & Y.M.Shui, var. nov. (**A–F**) and *P. sinensis* (Oliv.) Burtt var. *sinensis* (**G & H**) **A** habit, arrows indicate the young leaves with thin brown pannose **B** inflorescence with twisted fruits, arrows showing the indumentum of abaxial surface of leaf (pe = peduncle, abl = abaxial leaf) **C** face view of flower **D** dorsal view of the calyx, the arrow showing the coherent position **E** birds-eye view of opened corolla **F** stamens and staminodes, arrows showing the staminodes **G** habitat **H** inflorescence.

**Table 1.** Morphological comparison of *Paraboea sinensis* var. *glabrissima* W.H. Chen & Y.M. Shui and *P. sinensis* var. *sinensis*.

Characters	<i>P. sinensis</i> var. <i>glabrissima</i>	<i>P. sinensis</i> var. <i>sinensis</i>
Indument	Young leaf abaxially, stem and peduncle sparsely and thin pannose, mature glabrous	Young and mature leaf abaxially, stem and peduncle dense and thick pannose
Base of leaves	Cuneate	Broadly cuneate to round
Top of leaves	Acute	Acuminate
Pistil	Glandular pubescent or pubescent	Glabrous

**Phenology.** Flowering from March to April, fruiting from April to May.

**Etymology.** The word “*glabrissima*” indicates the glabrous surface across the whole plant except the young leaves (Fig. 2A), which become glabrous as soon as the leaves become mature. In this manner, it is different from the original variety of *Paraboea sinensis* var. *sinensis*.

**Distribution and habitat.** The new variety only occurs in Xuan Son County, Pho Tho Province and grows in soil, on rocks in limestone forests.

**Provisional conservation status.** Based on field surveys and detailed discussions with Vietnamese colleagues, including Hieu Quang Nguyen, this new variety has only been observed in the Xuan Son National Park. There were only a total of 30 mature individuals, so we provisionally considered it as Critically Endangered (CR): B1b (v) + 2b (v). (IUCN 2012; IUCN Standards and Petitions Subcommittee 2017).

**Note.** This new variety is very similar to the original variety of *Paraboea sinensis* in subshrub habit, obovate calyces and twisted fruits, but different in the almost glabrous habit (Table 1; Wang et al. 1998; Xu et al. 2008). Furthermore, the new variety is covered by pannose indument on the young leaves (Fig. 1A), but quickly becomes glabrous on the mature ones, while pannose indument consistently covers the original variety on both young and mature leaves (Figs 1G, H). Additionally, the top of the leaf is acute rather than acuminate in the original variety. It is necessary to explore the morphology diversity and genetic differentiation of *Paraboea sinensis* in the future, a wide-distributed species in the genus.

***Primulina xuansonensis* W.H.Chen & Y.M.Shui, sp. nov.**


urn:lsid:ipni.org:names:77211200-1

Figure 3

**Type.** VIENTAM. Phu Tho Province: Xuan Son County, Xuan Son National Park, 21°07'01"N, 104°57'29"E, 438 m a.s.l., without flowers and fruits, 8 April 2016, introduced at Kunming Botanical Garden, in flower from October to December 2017, Y. M. Shui, W.H. Chen, C. Liu, H.Q. Nguyen, H.T. Nguyen, N.Q. Chuong B2017-1341 (holotype, KUN!; isotype, CPC!).

**Diagnosis.** The new species is similar to *Primulina lungzhouensis* (W.T. Wang) Mich.Möller & A.Weber in having prominent bracts, with a corolla, the outside of





**Figure 3.** *Primulina xuansonensis* W.H.Chen & Y.M.Shui, sp. nov. (A–H) and its similar species *P. lungzhouensis* (W.T.Wang) Mich.Möller & A.Weber (I–J) **A** habit **B** view of adaxial leaf **C** inflorescence **D** bracts **E** face view of flower **F** lateral view of flower **G** birds-eye view of the opened corolla, arrow showing the staminodes (sta.) **H** pistil and calyx, arrow showing the disc ring **I** habitat of *P. lungzhouensis* **J** face view of flower and bracts.

which is white. However, it differs in its bracts  $1.6\text{--}2.5 \times 1.3\text{--}1.5$  cm (vs. bracts  $2.5\text{--}3.8 \times 2.2\text{--}2.8$ ), corolla  $3\text{--}3.5$  cm long (vs. corolla  $4.5\text{--}5$  cm long), corolla tube slightly curved near the base (vs. not curved), inflated on the adaxial surface near the corolla lobes (vs. not inflated) and corolla abaxial lip lobes rounded (vs. triangular).

Herbs perennial. Stem absent. Leaves basal; petiole  $2\text{--}5$  cm long, strigose; blade carnosose and papyraceous when dry, ovate to rounded,  $11\text{--}18 \times 8.5\text{--}11$  cm, base cuneate, apex round, margin crenate from the base, adaxially sparsely strigose, abaxially sparsely strigose; venation penninerved, lateral veins  $5\text{--}7$  on each side of the midrib. Cymes umbel-like, axillary, ca. 9-flowered; peduncle  $6.5\text{--}8.5$  cm long, densely strigose; bracts 2, triangular-ovate,  $1.6\text{--}2.5 \times 1.3\text{--}1.5$  cm, both sides densely strigose, margin with ca. 2-minute dentes near apex; pedicel  $1\text{--}1.2$  cm long, glandular-pubescent; bracteoles 2, narrowly ovate, ca.  $1.2 \times 0.4$  cm, both sides densely strigose. Calyx 5-parted to the base, segments lanceolate,  $0.8\text{--}1 \times$  ca.  $0.3$  cm; apex acute, margin entire, outside glandular-pubescent, inside strigose. Corolla funnelform, zygomorphic,  $3\text{--}3.5$  cm long, ca.  $0.8$  cm wide at the throat, outside white, densely glandular-pubescent, inside white with two yellow stripes along the abaxial lip, glabrous; tube  $2\text{--}2.3$  cm, slightly curved near the base; limb 2-lipped; adaxial lip 2-lobed, lobes broadly ovate, ca.  $0.5 \times 0.8$  cm; abaxial lip ca.  $1.2 \times 1.7$  cm, 3-lobed to the middle, lobes rounded, middle lobe ca.  $0.8 \times 0.7$  cm, lateral lobes ca.  $0.6 \times 0.7$  cm. Stamens 2, adnate to the abaxial side of corolla tube ca.  $1.4$  cm above base; anthers glabrous; filaments glabrous, ca.  $0.5$  cm long; staminodes 3, ca.  $1$  mm long, glabrous, lateral two adnate to ca.  $1$  cm above the corolla base, central staminode adnate to ca.  $0.6$  cm above the corolla base. Disc ring-like,  $1\text{--}2$  mm high. Pistil glandular-pubescent, ca.  $1.6$  cm long; ovary linear, ca.  $1$  cm long; style linear, ca.  $0.6$  cm long; stigma cuneate, 2-lobed. Capsule unknown.

**Phenology.** Flowering from October to December, fruiting from December to January from cultivated plants.

**Etymology.** The name refers to the type locality.

**Distribution and habitat.** The new species only grows in the limestone forests' rock crevices and distributes in the type locality, Xuan Son National Park of Pho Tho Province, North Vietnam.

**Provisional conservation status.** We observed it in the field with very few individuals (about ten individuals). Due to the similarity of plants without flowers in the genus *Primulina*, we did not pay attention to the species in the field, so the number of mature individuals remains unknown. Provisionally, it is best to consider it as Data Deficient (DD) (IUCN 2012; IUCN Standards and Petitions Subcommittee 2017).

**Note.** Within the genus *Primulina*, there is a morphological species complex with prominent shell-like bracts, such as *P. beiliuensis* B. Pan & S. X. Huang, *P. eburnea* Hance, *P. lunglinensis* (W.T. Wang) Mich. Möller & A. Weber, *P. lungzhouensis*, *P. maguanensis* (Z. Yu Li, H. Jiang & H. Xu) Mich. Möller & A. Weber, *P. minutimaculata* (D. Fang & W. T. Wang) Yin Z. Wang, *P. obtusidentata* (W.T. Wang) Mich. Möller & A. Weber and *P. tribracteata* (W.T. Wang) Mich. Möller & A. Weber (e.g. Wang et al. 1998; Wei et al. 2010; Pan et al. 2013; Shui et al. 2017; Wen et al. 2019). Within the above complex, the new species is different from all the others in its white throat out-

**Table 2.** Morphological comparison of *Primulina xuansonensis* W.H. Chen & Y. M. Shui and *P. lungzhouensis* (W.T. Wang) Mich.Möller & A. Weber.

Characters	<i>Primulina xuansonensis</i>	<i>P. lungzhouensis</i>
Bracts	1.6–2.5 × 1.3–1.5 cm	2.5–3.8 × 2.2–2.8 cm
Corolla	3–3.5 cm long, ca. 0.8 cm wide at the throat	4.5–5 cm long, ca. 1.4 cm wide at the throat
Corolla tube	Slightly curved near the base, inflated on the adaxial surface near the corolla lobes	Not curved, not inflated on the adaxial surface near the corolla lobes
Abaxial lip lobes of corolla	Rounded	Triangular

side the corolla, except for *P. lungzhouensis*. Furthermore, the new species is different from *P. lungzhouensis* in its bracts 1.6–2.5 × 1.3–1.5 cm, corolla 3–3.5 cm long, corolla tube slightly curved near the base, inflated on the adaxial surface near the corolla lobes and corolla abaxial lip lobes rounded. *P. lungzhouensis*, however, has bracts 2.5–3.8 × 2.2–2.8 cm, corolla 4.5–5 cm long, corolla tube not curved, not inflated on the adaxial surface near the corolla lobes and corolla abaxial lip lobes triangular. In a word, the new species is unique in its narrow and curved corolla tube amongst the above complex with prominent bracts (Table 2).

## Acknowledgements

We are grateful to Dr. Fang Wen for providing photos, Dr. Hiep Tien Nguyen, Dr. Khang Sinh Nguyen of CPC and Mr. Cheng Liu of KIB for providing help in completing the surveys. We thank Sirilak Radbouchoom for making the distribution map. We would also like to thank Stephen Maciejewski, The Gesneriad Society and Michael LoFurno, Adjunct Professor, Temple University, Philadelphia PA, USA, for their editorial assistance. The National Natural Science Foundation of China supported this work (grant no. 31470306, 31370228).

## References

- Chen WH, Middleton DJ, Nguyen HQ, Nguyen HT, Averyanov LV, Chen RZ, Nguyen KS, Möller M, Shui YM (2017) Two new species of *Oreocharis* (Gesneriaceae) from North-west Vietnam. *Gardens' Bulletin* (Singapore) 69(2): 295–305. [https://doi.org/10.26492/gbs69\(2\).2017-08](https://doi.org/10.26492/gbs69(2).2017-08)
- Chen WH, Nguyen QH, Chen RZ, Nguyen TH, Nguyen SK, Nguyen VT, Möller M, Middleton DJ, Shui YM (2018a) Two new species of *Oreocharis* (Gesneriaceae) from Fan Si Pan, the highest mountain in Vietnam. *PhytoKeys* 94: 95–106. <https://doi.org/10.3897/phytokeys.94.21329>
- Chen WH, Zhang YM, Li ZY, Nguyen QH, Nguyen TH, Shui YM (2018b) *Hemiboea crystallina*, a new species of Gesneriaceae from karst regions of China and Vietnam. *Phytotaxa* 336(1): 095–099. <https://doi.org/10.11646/phytotaxa.336.1.8>



- Do TX, Vu XP, Ha VH, Nguyen AD (2016) Genus *Opithandra* B. L. Burtt and Species *Opithandra Dinghushanensis* W. T. Wang as new records for the flora of Vietnam from Bac Huong Hoa Nature Reserve, Quang Tri Province. VNU Journal of Science: Natural Sciences and Technology 32(1S): 142–146. <https://js.vnu.edu.vn/NST/article/view/2781>
- Do TV, Wei YG, Wen F (2017) *Oreocharis caobangensis* (Gesneriaceae), a new species from Cao Bang Province, Northern Vietnam. Phytotaxa 302(1): 065–070. <https://doi.org/10.11646/phytotaxa.302.1.6>
- Ho TT (2000) Gesneriaceae. In: Ho PH (Ed.) An Illustrated Flora of Vietnam Vol. 3. Youth Publishing, Ho Chi Minh City, 12–29.
- Hong X, Li ZL, Maciejewski S, Wen F, Do TV (2018) *Didymocarpus puhoatensis* (Gesneriaceae), a new species from Vietnam. PhytoKeys 94: 87–93. <https://doi.org/10.3897/phytokeys.94.21650>
- IUCN (2012) IUCN Red List Categories and Criteria, Version 3.1. 2nd edition. IUCN, Gland, Switzerland and Cambridge, 32 pp. <https://portals.iucn.org/library/sites/library/files/documents/RL-2001-001-2nd.pdf>
- Li HW (1991) Gesneriaceae. In: Wu CY (Ed.) Flora Yunnanica Vol. 5. Beijing: Science Press, Beijing, 512–689.
- Li ZY (2005) *Oreocharis*. In: Li ZY, Wang YZ (Eds) Plants of Gesneriaceae in China. Henan Science and Technology Publishing House, Zhengzhou, 14–47.
- Luu HT, Pham HN, Tran G, Ngo TTD, Dinh NL, Ton TM (2015) *Billolivia kyi* (Gesneriaceae), a new species from Vietnam. Annales Botanici Fennici 52(5–6): 362–365. <https://doi.org/10.5735/085.052.0515>
- Luu HT, Tran HD, Pham HN, Nguyen TQT, Nguyen QD, Vu NL (2018) Two new species of *Billolivia* (Gesneriaceae) with yellow flowers from Vietnam. Phytotaxa 362(2): 227–232. <https://doi.org/10.11646/phytotaxa.362.2.9>
- Lý NS (2017) A new species of *Billolivia* (Gesneriaceae) from Central Vietnam. Phytotaxa 291(1): 089–093. <https://doi.org/10.11646/phytotaxa.291.1.9>
- Middleton DJ (2018) Two new species of *Paraboea* (Gesneriaceae) from Vietnam. Edinburgh Journal of Botany 75(3): 421–425. <https://doi.org/10.1017/S0960428618000161>
- Middleton DJ, Atkins HJ (2018) A new species of *Aeschynanthus* (Gesneriaceae) from Vietnam. Edinburgh Journal of Botany 75(3): 421–425. <https://doi.org/10.1017/S0960428618000161>
- Middleton DJ, Atkins H, Luu HT, Nishii K, Möller M (2014a) *Billolivia*, a new genus of Gesneriaceae from Vietnam with five new species. Phytotaxa 161(4): 241–269. <https://doi.org/10.11646/phytotaxa.161.4.1>
- Middleton DJ, Leong-Škorničková J, Nguyen QB (2014b) A new species of *Billolivia* (Gesneriaceae) from Vietnam. Gardens' Bulletin (Singapore) 66: 189–194.
- Möller M, Nishii K, Atkins HJ, Kong HH, Kang M, Wei YG, Wen F, Hong X, Middleton DJ (2016) An expansion of the genus *Deinostigma* (Gesneriaceae). Gardens' Bulletin (Singapore) 68(1): 145–172. <https://doi.org/10.3850/S2382581216000119>
- Möller M, Atkins HJ, Bramley GLC, Middleton DJ, Baines R, Nguyen VD, Bui HQ, Barber S (2018) Two new species of *Oreocharis* (Gesneriaceae) from Northern Vietnam. Edinburgh Journal of Botany 75(3): 309–319. <https://doi.org/10.1017/S0960428618000148>

- Myers N, Mittermeier RA, Mittermeier CG, Fonseca GABD, Kent J (2000) Biodiversity hotspots for conservation priorities. *Nature* 403(6772): 853–858. <https://doi.org/10.1038/35002501>
- Nguyen QD, Dinh NL, Nguyen HC, Vu NL, Luu HT (2016) *Billolivia cadamensis* (Gesneriaceae), a new species from central Vietnam. *Journal of Biology (Vietnam)* 38(4): 492–496. <https://doi.org/10.15625/0866-7160/v38n4.8837>
- Pan B, Wen F, Zhao B, Deng T, Xu WB, Huang SX (2013) *Primulina beiliuensis* B. Pan & S.X. Huang, a new species of Gesneriaceae from limestone areas in Guangxi, China. *Guihaia* 33(5): 591–598.
- Shui YM, Chen WH, Qin XS (2017) Checklist of Seed Plants in the Karst Regions in China. Science Press, Beijing, 273 pp.
- Standards IUCN, Petitions Subcommittee (2017) Guidelines for Using the IUCN Red List Categories and Criteria, version 13. Prepared by Standards and Petitions Subcommittee. <http://www.iucnredlist.org/documents/RedListGuidelines.pdf>
- Vu PX, Xuyen DT, Wen F, Wei YG (2012) *Raphiocarpus tamdaoensis* sp. nov. (Gesneriaceae) from Vietnam. *Nordic Journal of Botany* 30: 001–004. <https://doi.org/10.1111/j.1756-1051.2012.01179.x>
- Vu NL, Phạm HN, Nguyen TV, Luu HT (2015) *Billolivia tichii* (Gesneriaceae), a new species from Vietnam. *Phytotaxa* 219(2): 190–194. <https://doi.org/10.11646/phytotaxa.219.2.9>
- Wang WT, Pan KY, Li ZY (1990) Gesneriaceae. In: Wang WT (Ed.) *Flora Reipublicae Popularis Sinicae* Vol. 69. Science Press, Beijing, 190–203.
- Wang WT, Pan KY, Li ZY, Weitman AL, Skog LE (1998) Gesneriaceae. In: Wu ZY, Raven PH (Eds) *Flora of China* Vol. 18. Science Press (Beijing) and Missouri Botanical Garden Press (St. Louis), 268–272.
- Wei YG, Wen F, Möller M, Monro A, Zhang Q, Gao Q, Mou HF, Zhong SH, Cui C (2010) In: Wei YG (Ed.) *Gesneriaceae of South China*. Nanning: Guangxi Science and Technology Publishing House, Nanning.
- Wen F, Li S, Xin ZB, Fu LF, Hong X, Cai L, Qin JQ, Pan B, Pan FZ, Wei YG (2019) The updated plant list of Gesneriaceae in China under the New Chinese Naming Rules. *Guangxi Sciences* 26(1): 37–63.
- Xu ZR, Burt BL, Skog LE, Middleton DJ (2008) A revision of *Paraboea* (Gesneriaceae). *Edinburgh Journal of Botany* 65(2): 161–347.