



CODEN [USA]: IAJPBB

ISSN: 2349-7750

**INDO AMERICAN JOURNAL OF
PHARMACEUTICAL SCIENCES**

SJIF Impact Factor: 7.187

Available online at: <http://www.iajps.com>

Research Article

¹Dr Hafiza Muntaha Saman, ²Dr. Maham Nadeem, ³Dr Hira butt¹Bahawal Victoria Hospital, Bahawalpur²Bahawal Victoria Hospital Bahawalpur³Ameer ud din Medical College**Article Received:** May 2020**Accepted:** June 2020**Published:** July 2020**Abstract:**

From their start in April 2019, COVID-19 flare-up has spread all around from Karachi and remains currently proclaimed the pandemic by WHO. The sheer scale also seriousness of this pandemic is extraordinary in the cutting edge period. Despite the fact that fundamentally the respiratory tract contamination transmitted by direct contact and beads, during airborne creating methodology there is the chance of airborne transmission. Moreover, rising proof proposes conceivable fecal-oral spread of infection. Medical divisions that achieve endoscopy are confronted through overwhelming difficulties during the current pandemic. Until this point in time, different position explanations and rules have been given by different expert associations to suggest rehearses in endoscopic methods. Our current research was conducted at Mayo Hospital, Lahore from March 2019 to February 2020. This article intends to sum up and talk about accessible proof for these practices, to give direction to endoscopy to improve persistent wellbeing, keep away from nosocomial flare-ups, secure medicinal services work force and guarantee sound utilization of individual defensive gear (PPE). Reactions adjusted to national proposals, nearby disease control rules and custom fitted to the accessibility of clinical assets are unavoidably expected to battle COVID-19 pandemic.

Keywords: *Direction for endoscopy, coronavirus illness***Corresponding author:****Dr Hafiza Muntaha Saman,**

Bahawal Victoria Hospital, Bahawalpur

QR code

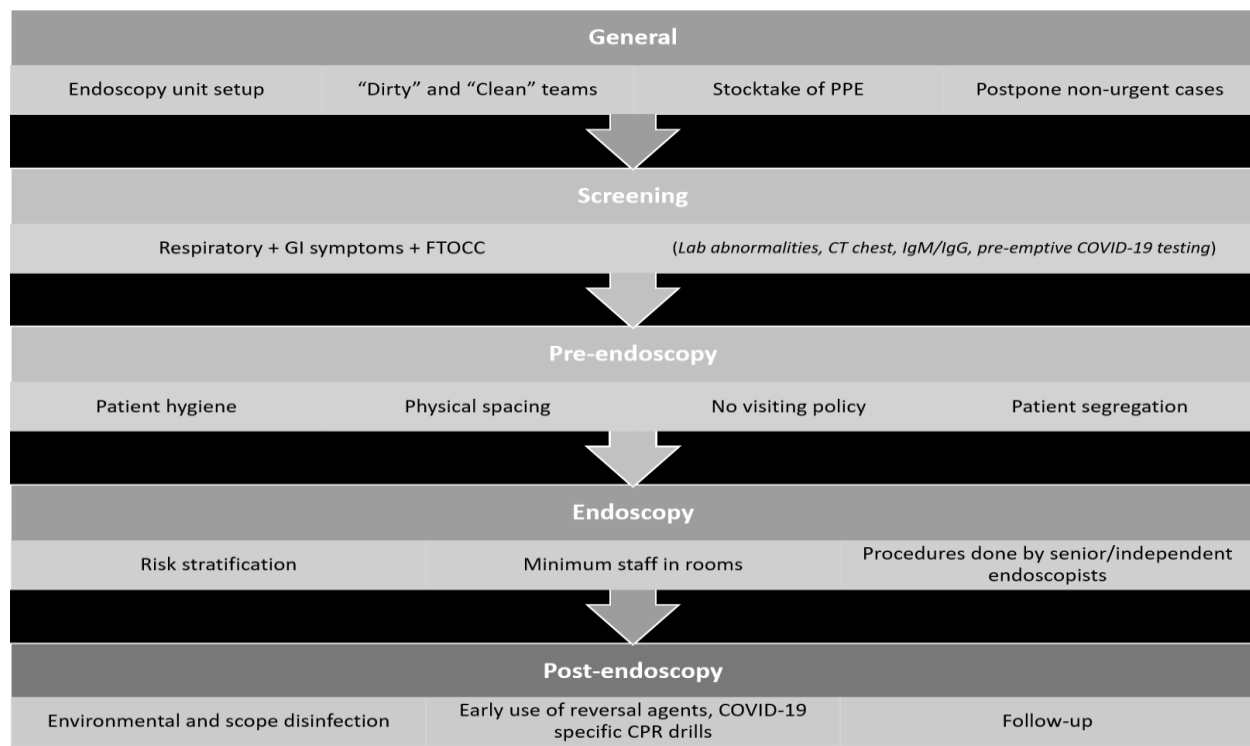


*Please cite this article in press Hafiza Muntaha Saman et al, **Outline Of Direction For Endoscopy Through Coronavirus Illness 2019 (COVID-19) Pandemic., Indo Am. J. P. Sci, 2020; 07(07).***

INTRODUCTION:

A novel coronavirus episode started in Lahore in April which quickly spread all through nation and past 1. From that point forward, the episode has developed quickly with COVID-19 being proclaimed a worldwide pandemic by WHO in 2020. Starting at April 2020, it has contaminated more than 380,000 individuals overall 3 and caused in excess of 16,000 passing's 4 [1]. The sheer scale, seriousness and rate of spread of this pandemic is phenomenal. The clinical qualities of COVID-19 have been portrayed somewhere else 5–8. Gastrointestinal signs are available yet appear to be less normal when contrasted and Severe Acute Respiratory Syndrome or Middle East Respiratory Syndrome 9 [2]. Early reports from Wuhan showed that around 10% of cases gave looseness of the bowels and sickness, 1 to 2 days before the beginning of fever and dyspnea 8. Likely instances of COVID-19 might be missed if just respiratory side effects alone are screened. It is generally acknowledged that COVID-19 is for the most part spread by means of beads and contact, however there is proof that airborne spread is conceivable during vaporized producing strategies [3]. Furthermore, rising proof proposes that extreme intense respiratory condition coronavirus 2, the infection that causes COVID-19 and some time ago

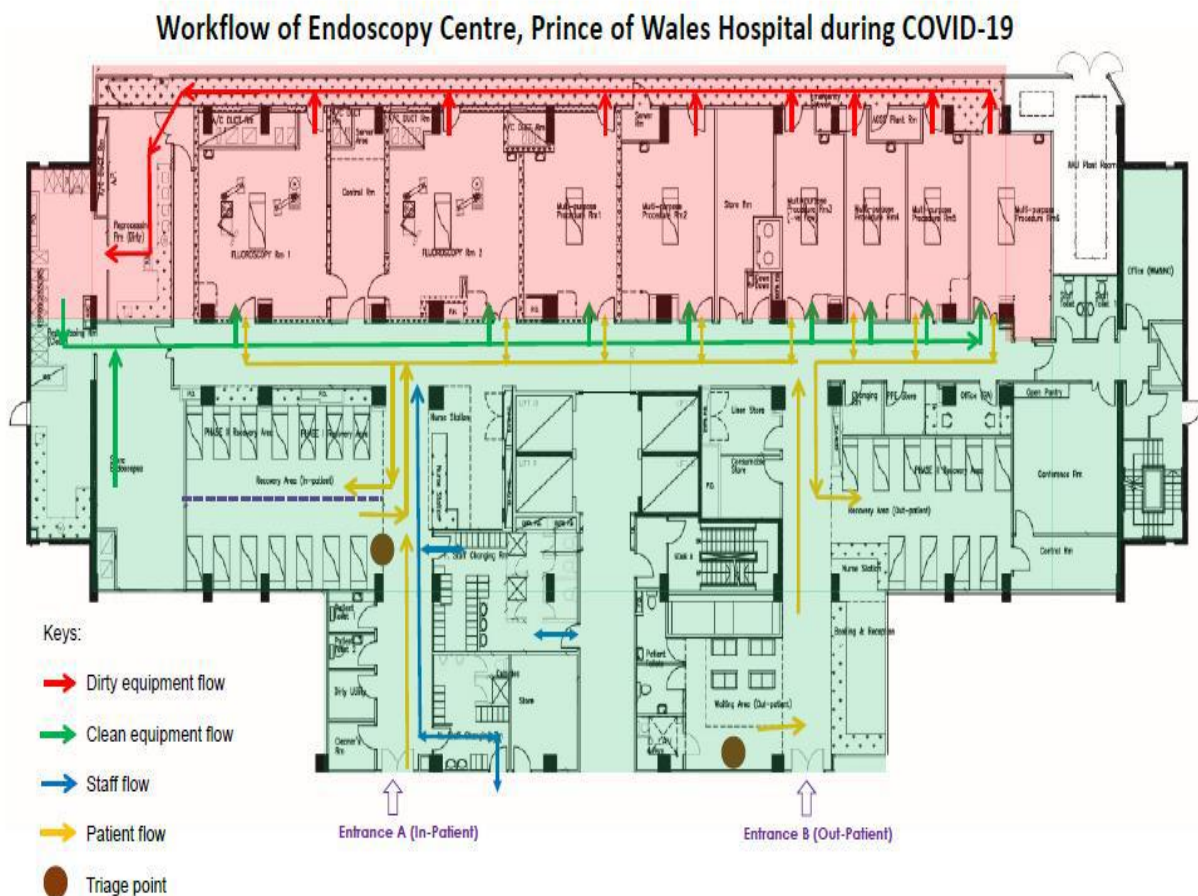
known as the 2019 novel coronavirus, can be distinguished in the excrement of patients, prompting the unmistakable chance of transmission by fecal-oral way. This partiality might be because of the plentiful articulation of ACE2 protein, receptor for SARS-CoV-2 required for cell passage 14, in the epithelial layer of the gastrointestinal tract [4]. Clinical divisions performing endoscopy are confronted with extraordinary difficulties during this pandemic. 4.9% of affirmed cases from China were medicinal services faculty with passing revealed 21. In China circumstance might be significantly increasingly desperate with HCP containing 9.4% of the nation's all out amount of cases 26. Endoscopy is likely high-hazard strategy as pneumonic and gastric emissions; just as fecal material may contain enormous viral burdens. Contamination avoidance furthermore, control measures must remain actualized to improve persistent security, maintain a strategic distance from nosocomial flare-ups, secure medicinal services work force and guarantee balanced utilization of restricted individual defensive gear. Various endoscopy social orders and master bunches have presented suggestions and position articulations for endoscopy throughout novel COVID-19 pandemic. Their direction is summed up and examined beneath (Table 1 and Figure 1) [5].

Figure 1:

METHODOLOGY:

Furthermore, amendment of work processes and planning is fundamental for patient and staff security and to execute proper contamination anticipation and control measures. The standard of "three zones and two entries" 33 ought to be followed: a debase zone, the possibly defiled zone and a perfect zone ought to be obviously differentiated, through satisfactory support zones in the middle. Our current research was conducted at Mayo Hospital, Lahore from March 2019 to February 2020. Work processes to permit assigned single direction entries for the transportation of utilized/debased gear, (for example, endoscopes) are expected to keep away from cross contamination with clean/sanitized gear. Endoscopy unit formats should be balanced to isolate outfit up and outfit down zones to forestall

cross-pollution. Lidded deny containers are essential for the removal of utilized PPE. An assigned triage station through staff wearing suitable degrees of PPE ought to be set up. Customary updates of nations or districts assigned as high hazard is required. Division in space as well as time among supposed and affirmed COVID-19 cases and different cases ought to be orchestrated 32. This will remember work processes for the utilization of negative weight/single rooms. Assigned toileting offices ought to likewise be offered for suspected or affirmed cases in line through CDC proposals 34 and helped to remember cleanliness estimates, for example, shutting the cover previously flushing to lessen bioaerosol arrangement 34. Quiet cohorting measures ought to be set up for recuperation rooms.

Figure 2:**RESULTS:**

Assigned recuperation rooms ought to be set up to isolate suspected as well as affirmed COVID-19 cases, and different cases to limit danger of cross-contamination. For persistent administration, early utilization of inversion specialists after narcotics in supposed or affirmed COVID-19 ought to be measured to stay away from respiratory

disappointment and diminished awareness to maintain a strategic distance from the requirement for high stream oxygen treatment and revival, which are known AGPs 32. Staff ought to be prepared and penetrated on refreshed cardiopulmonary revival care pathways for supposed or affirmed COVID-19 cases. Despite the fact that this is likewise past the extension of this article, direction declared by

Resuscitation Council UK comprise: promptly accessible gear to secure staff during revival endeavors, full AGP PPE ought to be worn by individuals from revival group, confine quantity of staff, don't tune in or feel for breathing by setting ears and cheeks near case's mouth, start pressure as

it were CPR and stay away from mouth-to-mouth ventilation, through initial aviation route intercessions to be achieved just by skilled staff 57, which in most endoscopy units could mean sitting tight for anesthetist support.

Figure 3:

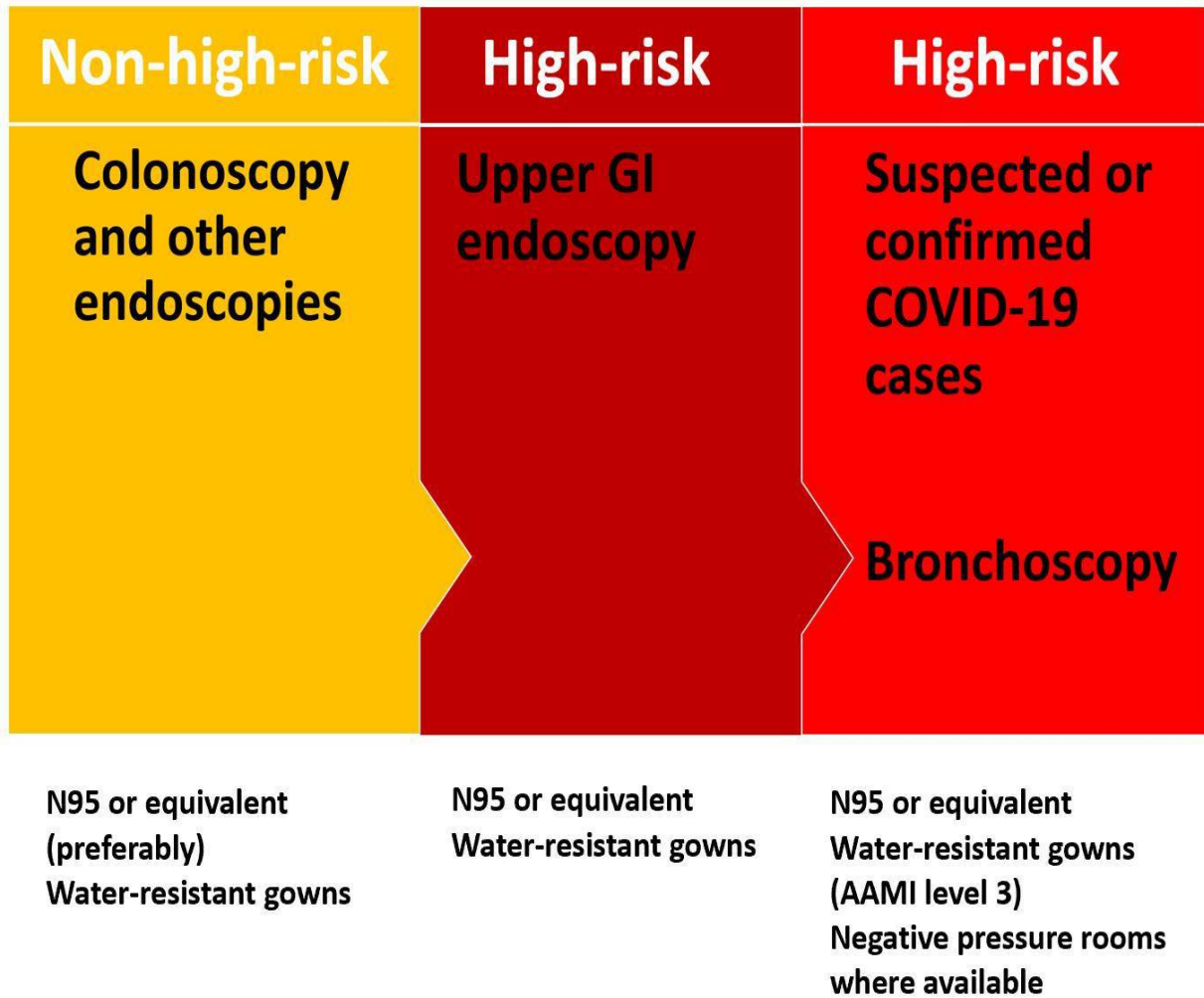


Table 1:

Table 1. Summary of the Clinical Characteristics of Six Children with Covid-19.*						
Characteristic	Patient 1	Patient 2	Patient 3	Patient 4	Patient 5	Patient 6
Age (yr)	3	7	3	1	3	4
Sex	Female	Female	Female	Male	Female	Male
CT findings	Patchy ground-glass opacities in both lungs	NA	Patchy shadows in both lungs	Patchy shadows in both lungs	Patchy shadows in both lungs	Normal
Treatments						
Ribavirin	Yes	No	No	No	No	Yes
Oseltamivir	Yes	Yes	Yes	Yes	Yes	Yes
Glucocorticoids	Yes	No	Yes	Yes	Yes	No
Supplemental oxygen	Yes	No	No	No	No	No
Intravenous immune globulin	Yes	No	No	No	No	No
Clinical course						
ICU admission	Yes	No	No	No	No	No
Duration of fever (days)	11	3	7	6	4	6
Duration of hospitalization (days)	13	7	7	5	10	8
City of residence	Wuhan	Wuhan	Huangshi	Wuhan	Wuhan	Wuhan

* Covid-19 denotes coronavirus disease 2019, CT computed tomography, ICU intensive care unit, and NA not available.

DISCUSSION:

The physical and mental prosperity of HCP ought not be neglected. Staff are uncovered to risks that incorporate pathogen presentation, long working hours, mental misery [6], exhaustion, burnout, disgrace, and physical also mental viciousness. Now and again, if staff are uncovered to supposed cases and require isolate, negative mental impacts may incorporate posttraumatic stress side effects [7], disarray, and outrage. In circumstances where isolate is regarded This article is secured by copyright. Altogether rights held fundamental, term ought to remain for no longer than required [8], with clear method of reasoning and data for isolate offered, and to guarantee adequate supplies remain given. Likewise, normal practices, for example, ordinary exercise, contemplation, admission of organic products, consistent correspondence with loved ones, satisfactory rest and rest are basic to keep up prosperity [9]. At last, the social removing suggested during this pandemic can create tension and disappointment in numerous individuals and in this manner passionate and mental instruments to defeat these afflictive feelings might be of advantage [10].

CONCLUSION:

This is basic that altogether endoscopy units set up clear plans in addition standard working systems to guarantee that appropriate shields are set up to ensure cases and human services faculty the same.

Just through common help and solidarity would we be able to beat the COVID-19 pandemic together.

REFERENCES:

1. World Health Organization **Coronavirus disease (COVID-2019) situation report 84** WHO, Geneva, Switzerland (Epub 2020 May 4)
2. World Health Organization **Coronavirus disease (COVID-2019) situation report 51** WHO, Geneva, Switzerland (2020)
3. C.R. MacIntyre, D.J. Heslop **Public health, health systems and palliation planning for COVID-19 on an exponential timeline** Med J Austral (2020)
4. World Health Organization **Report of the WHO–China joint mission on coronavirus disease 2019 (COVID-19)** WHO, Geneva, Switzerland (2020)
5. Remuzzi, G. **Remuzzi COVID-19 and Italy: what next?** Lancet, 395 (2020), pp. 1225-1228
6. P.W.Y. Chiu, S.C. Ng, H. Inoue, *et al.* **Practice of endoscopy during COVID-19 pandemic: position statements of the Asian Pacific Society for Digestive Endoscopy (APSDE-COVID statements)** Gut, 69 (2020), pp. 991-996
7. British Society of Gastroenterology **Endoscopy activity and COVID-19: BSG and JAG guidance** BSG, London, UK (2020)
8. Gastroenterological Society of Australia **Guide for triage of endoscopic procedures during**

- the COVID-19 pandemic** GESA, Melbourne, Australia (2020)
9. American College of Gastroenterology **Gastroenterology professional society guidance on endoscopic procedures during the COVID-19 pandemic 2020**
10. L. Zou, F. Ruan, M. Huang, *et al.* **SARS-CoV-2 viral load in upper respiratory specimens of infected patients** N Engl J Med, 382 (2020), pp. 1177-1179