

Results SimID.2805001

Priyanshu Bajaj, Markus Kühbach¹

¹*Max-Planck-Institut für Eisenforschung GmbH*

Disclaimer

**This report has been auto-generated using paraprobe-autoreporter.
It is the responsibility of the author to check the validity and correctness of these results!**

1 paraprobe-transcoder

Here is place for tool-specific comments.

The dataset contains 5292423 ions in total.

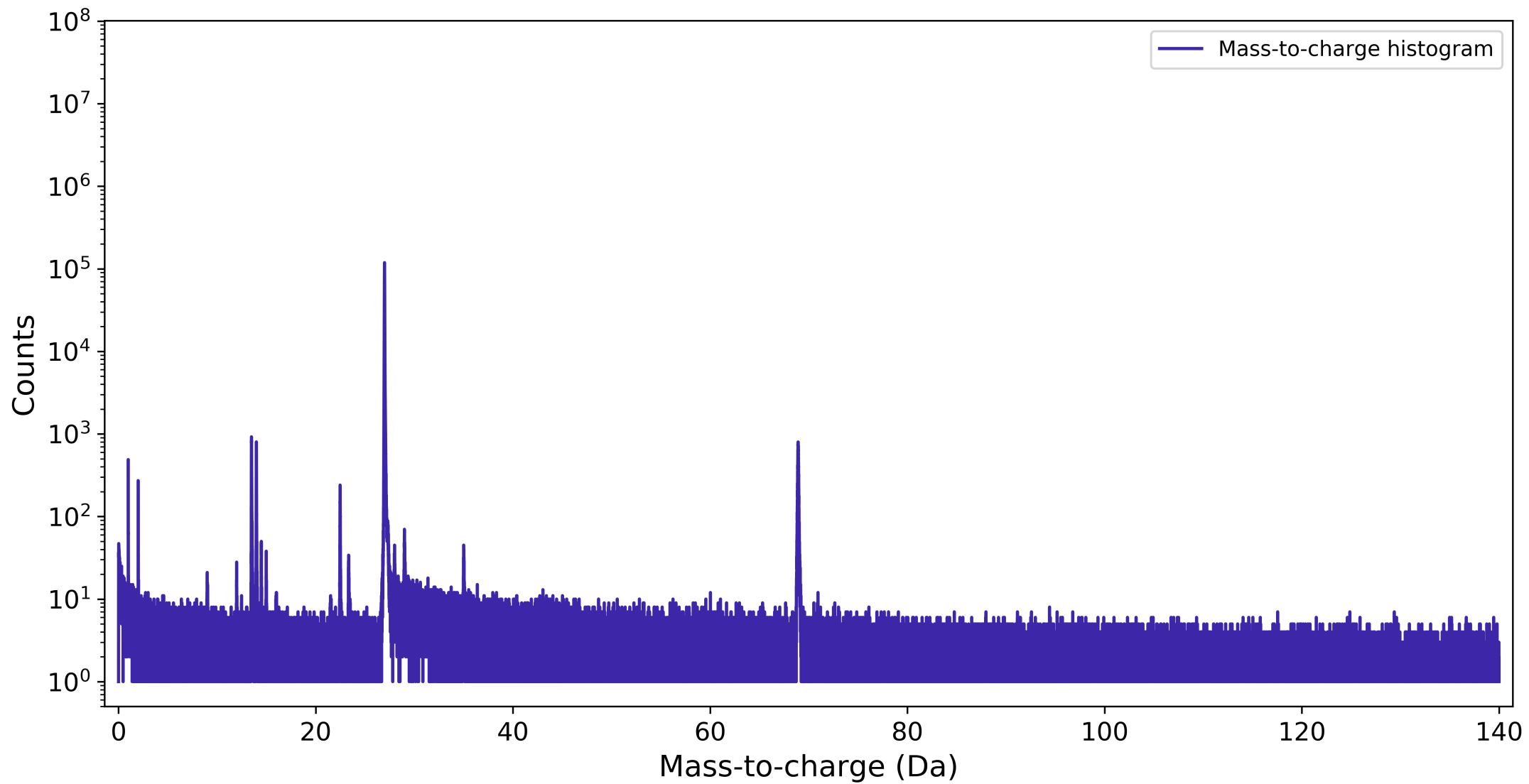
Table 1: Which XML settings were used for paraprobe-transcoder?

Keyword	Value	Unit	Description
Inputfile	R76_28050-v01.pos		
TranscodingMode	1		

2 paraprobe-ranger

Table 2: What is the composition of the dataset, i.e. how many ions with particular ion type labelled?

unknown	Al	Sc	Si	Mg	H:	C:	O:	Xe	AlO:	ScH:	AlH:	Total
483748	4758453	7933	24950	1188	3843	352	855	1044	3720	351	5986	5292423



(a)

Figure 1: What is the mass-to-charge histogram/diagram of the entire dataset?

3 paraprobe-surfacer

Table 3: Which XML settings were used for paraprobe-ranger?

Keyword	Value	Unit	Description
Inputfile	R76_28050-v01.pos		
TranscodingMode	1		

Table 4: Which XML settings were used for paraprobe-surfacer?

Keyword	Value	Unit	Description
AdvDistanceBinWidthIncr	1	nm	
AdvDistanceBinWidthMax	1	nm	
AdvDistanceBinWidthMin	1	nm	
AdvIonPruneBinWidthIncr	1	nm	
AdvIonPruneBinWidthMax	1	nm	
AdvIonPruneBinWidthMin	1	nm	
AlphaShapeAlphaValue	0		
DistancingMode	1		
DistancingRadiusMax	0	nm	
InputfileReconstruction	PARAPROBE.Transcoder.Results.SimID.2805001.h5		
RequeryingThreshold	0		
SurfacingMode	1		

4 paraprobe-tessellator

Table 5: Which XML settings were used for paraprobe-tessellator?

Keyword	Value	Unit	Description
CellErosionDistance	1	nm	
GuardZoneFactor	5		
IOCellNeighbors	0		
IOCellProfiling	1		
IOCellShape	0		
IOCellVolume	1		
InputfileDistances	PARAPROBE.Surfacer.Results.SimID.2805001.h5		
InputfilePSE	PARAPROBE.PeriodicTableOfElements.xml		
InputfileReconstruction	PARAPROBE.Transcoder.Results.SimID.2805001.h5		
IonsPerBlock	5		
SpatialSplittingMethod	0		

5 paraprobe-spatstat

Table 6: Which XML settings were used for paraprobe-spatstat?

Keyword	Value	Unit	Description
AnalyzeKNN	1		
AnalyzeRDF	1		
AnalyzeRandomize	1		
AnalyzeSDM	0		
InputfileHullAndDistances	PARAPROBE.Surfacer.Results.SimID.2805001.h5		
InputfilePSE	PARAPROBE.PeriodicTableOfElements.xml		
InputfileReconstruction	PARAPROBE.Transcoder.Results.SimID.2805001.h5		
IontypeCombi0	Targets;Al;Neighbors;Al		
IontypeCombi1	Targets;Al;Neighbors;Sc,ScH:		
IontypeCombi2	Targets;Sc,ScH;;Neighbors;Al		
IontypeCombi3	Targets;Sc,ScH;;Neighbors;Sc,ScH:		
KOrderForKNN	1		
KOrderForSDM			
MaxSizeCachedResPerNode	17179869184		
PRNGType	MT19937		
PRNGWarmup	700000		
PRNGWorldSeed	18446744073697205938		
ROIRadiiKNNIncr	0.001	nm	
ROIRadiiKNNMax	7	nm	
ROIRadiiKNNMin	0	nm	
ROIRadiiRDFIncr	0.001	nm	
ROIRadiiRDFMax	7	nm	
ROIRadiiRDFMin	0	nm	
ROIRadiiSDMIncr	1	nm	
ROIRadiiSDMMax	0	nm	
ROIRadiiSDMMin	0	nm	
ROIVolumeInsideOnly	1		

6 paraprobe-dbscan

Table 7: Which XML settings were used for paraprobe-dbscan?

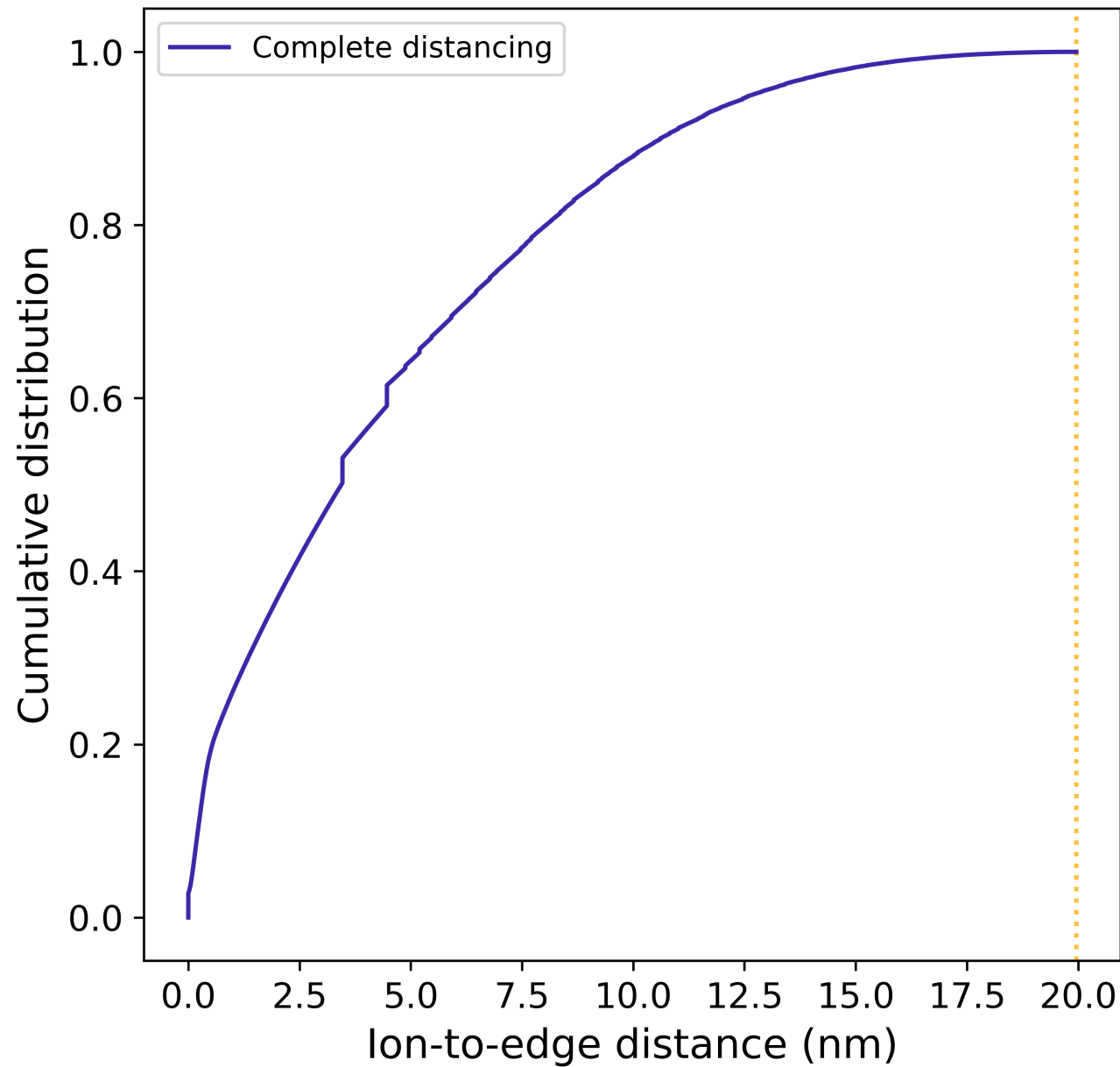
Keyword	Value	Unit	Description
ClusteringMethod	2		
DBScanEpsilonIncr	0.02	nm	
DBScanEpsilonMax	7	nm	
DBScanEpsilonMin	0.2	nm	
DBScanMinPtsIncr	1		
DBScanMinPtsMax	1		
DBScanMinPtsMin	1		
DatasetEdgeThresholdDistance	1	nm	
IOStoreClusterIDs	0		
IOStoreClusters	1		
InputfileHullAndDistances	PARAPROBE.Surfacer.Results.SimID.2805001.h5		
InputfilePSE	PARAPROBE.PeriodicTableOfElements.xml		
InputfileReconstruction	PARAPROBE.Transcoder.Results.SimID.2805001.h5		
IontypeCombi0	Targets;Sc,ScH:		
MaxSepNumberOfIonsIncr	10		
MaxSepNumberOfIonsMax	5		
MaxSepNumberOfIonsMin	5		
MaxSizeCachedResPerNode	17179869184		

Table 8: How many MPI processes times OpenMP threads respectively were used, and what was the elapsed time for each tool run?

Toolname	#MPI	#OMP	$t_{elapsed}^{max}$ (s)
Surfacer	1	40	738.0
Tessellator	1	40	6.0
Spatstat	1	40	177.0
DBScan	1	40	11.0

7 Profiling

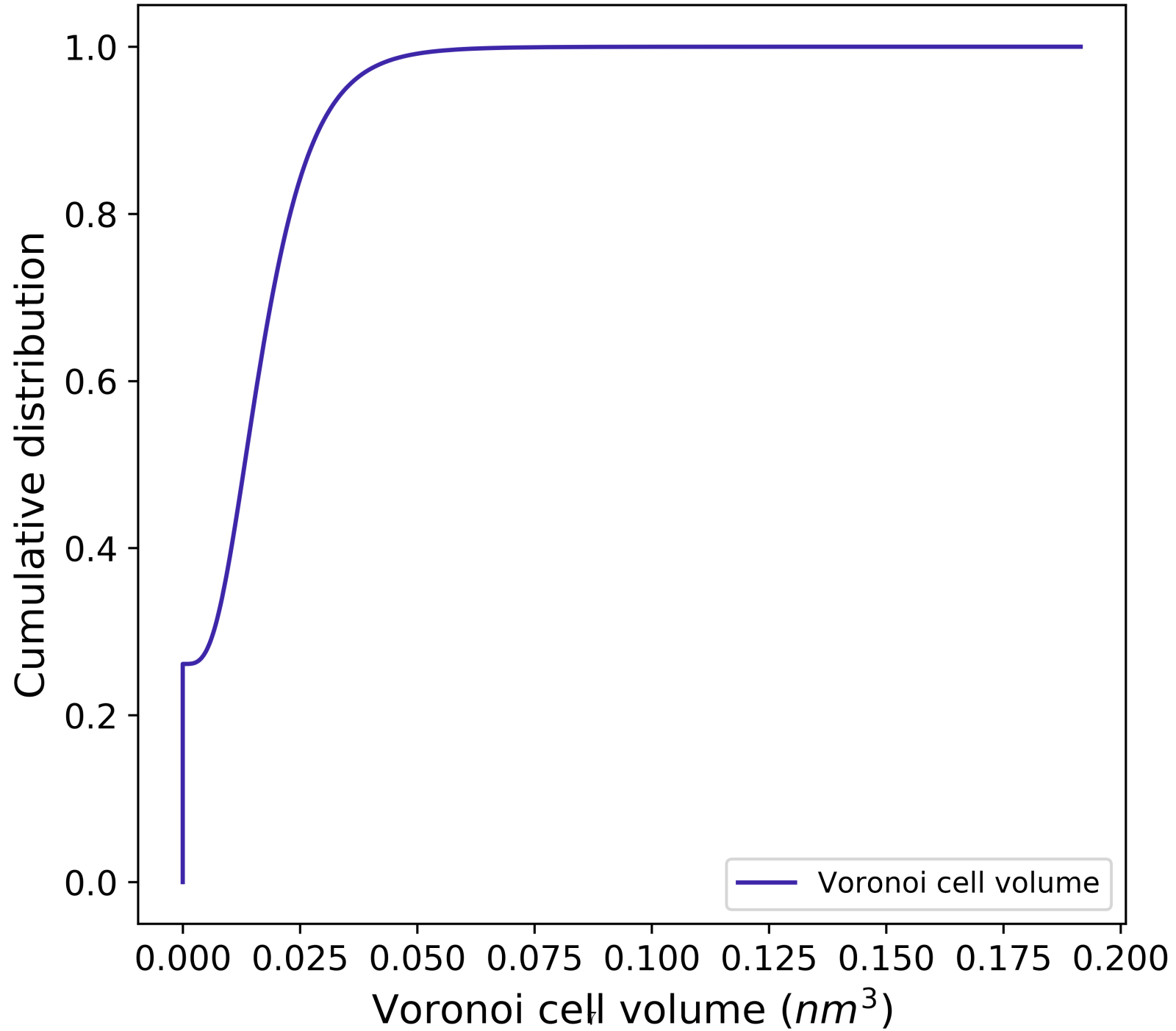
PARAPROBE.Surfacer.Results.SimID.2805001.h5 α -shape, $\alpha = 0.675$



(a)

Figure 2: How many ions are so and so far away from the dataset edge?

$d_{ero} = 1.0\text{nm}$



Complete distancing, $d_{ero} = 1.0\text{nm}$

