


ILLUSTRATED GUIDE TO  
THE EMERALD ASH BORER  
*AGRILUS PLANIPENNIS* FAIRMAIRE  
AND RELATED SPECIES  
(COLEOPTERA, BUPRESTIDAE)


M. Lourdes CHAMORRO  
Eduard JENDEK  
Robert A. HAACK  
Toby R. PETRICE  
Norman E. WOODLEY  
Alexander S. KONSTANTINOV  
Mark G. VOLKOVITSH  
Xing-Ke YANG  
Vasily V. GREBENNIKOV  
Steven W. LINGAFELTER

















ILLUSTRATED GUIDE TO THE EMERALD ASH BORER  
*AGRILUS PLANIPENNIS* FAIRMAIRE AND RELATED SPECIES  
(COLEOPTERA, BUPRESTIDAE)







Illustrated guide to  
the emerald ash borer  
*Agrilus planipennis* Fairmaire  
and related species  
(Coleoptera, Buprestidae)

M. Lourdes Chamorro,  
Eduard Jendek, Robert A. Haack, Toby R. Petrice,  
Norman E. Woodley, Alexander S. Konstantinov,  
Mark G. Volkovitsh, Xing-Ke Yang,  
Vasily V. Grebennikov, Steven W. Lingafelter



Sofia–Moscow

2015

ILLUSTRATED GUIDE TO THE EMERALD ASH BORER *AGRILUS PLANIPENNIS* FAIRMAIRE  
AND RELATED SPECIES (COLEOPTERA, BUPRESTIDAE)

by M. Lourdes Chamorro<sup>1</sup>, Eduard Jendek<sup>2</sup>, Robert A. Haack<sup>3</sup>, Toby R. Petrice<sup>3</sup>,  
Norman E. Woodley<sup>1</sup>, Alexander S. Konstantinov<sup>1</sup>, Mark G. Volkovitch<sup>4</sup>,  
Xing-Ke Yang<sup>5</sup>, Vasily V. Grebennikov<sup>2</sup>, Steven W. Lingafelter<sup>1</sup>

<sup>1</sup> *Systematic Entomology Laboratory, USDA, ARS, c/o Smithsonian Institution, National Museum of Natural History, 10th & Constitution Ave NW, Washington, DC, USA*

<sup>2</sup> *Ottawa Plant Laboratory, Canadian Food Inspection Agency, K.W. Neatby Bldg., 960 Carling Avenue, Ottawa, Ontario, Canada*

<sup>3</sup> *USDA Forest Service, Northern Research Station, 3101 Technology Blvd., Suite F, Lansing, MI, USA*

<sup>4</sup> *Laboratory of Insect Systematics, Zoological Institute, Russian Academy of Sciences, Universitetskaya nab. 1, St. Petersburg, 199034, Russia*

<sup>5</sup> *Key Laboratory of Zoological Systematics and Evolution, Institute of Zoology, Chinese Academy of Sciences, Beijing, China*

Author contributions: MLC, SWL, VVG, XKY, ASK, designed and planned the research; MLC\*, EJ\*, MGW performed the research; MLC, EJ analyzed the data; contributions were as follows: MLC, EJ are primarily responsible for delimitation of relatives (sans *A. sinensis* group EJ); MLC is responsible for group diagnoses, morphology, key to species, and species treatments; RAH, TRP biology and ecology; NEW collecting methods; MLC, EJ taxonomic treatment; MLC, EJ, RAH, TRP, NEW, ASK bibliography. [\*MLC (morphology; delimitation of *A. sinensis* group; species-group diagnoses; key to species; species treatment; bibliography; designation and planning research; editorial work). EJ\* (providing specimens; identification of EAB relevant species except for *A. sinensis* group; delimitation and taxonomy of species-groups; biology; bibliography)]

First published 2015

ISBN 978-954-642-778-6 (paperback)

ISBN 978-954-642-779-3 (e-book)

© PENSOFT Publishers

All rights reserved. No part of this publication may be reproduced, stored in a retrieval system or transmitted in any form by any means, electronic, mechanical, photocopying, recording or otherwise, without the prior written permission of the copyright owner.

Pensoft Publishers

Prof. Georgi Zlatarski Street 12, Sofia 1700, Bulgaria

e-mail: [info@pensoft.net](mailto:info@pensoft.net)

[www.pensoft.net](http://www.pensoft.net)

Printed in Bulgaria, August 2015



## Contents

Introduction .....	9
Acknowledgements .....	11
Material and methods .....	13
Collecting and preserving adult <i>Agrilus</i> .....	14
<i>Agrilus</i> general biology .....	17
General biology of <i>Agrilus planipennis</i> .....	25
Biology of the other treated <i>Agrilus</i> .....	30
List of species and diagnosis of <i>Agrilus</i> species groups included in this guide .....	31
Adult and larval morphology .....	35
Key to species included in the identification guide .....	46
<i>Agrilus ascanius</i> group .....	61
<i>Agrilus ascanius</i> Deyrolle, 1864 .....	62
<i>Agrilus cuprifrons</i> Deyrolle, 1864 .....	64
<i>Agrilus maculiventris</i> Deyrolle, 1864 .....	66
<i>Agrilus mcgregori</i> Fisher, 1926 .....	68
<i>Agrilus opulentus</i> Kerremans, 1900 .....	70
<i>Agrilus sapphirinus</i> Jendek & Chamorro, 2012 .....	72
<i>Agrilus seramensis</i> Jendek & Chamorro, 2012 .....	74
<i>Agrilus validus</i> Deyrolle, 1864 .....	76
<i>Agrilus viridissimus</i> Cobos, 1964 .....	78
<i>Agrilus woodlarkianus</i> Kerremans, 1900 .....	80
<i>Agrilus agnatus</i> Kerremans, 1892 .....	82
<i>Agrilus cyaneoniger</i> group .....	85
<i>Agrilus auristernum</i> Obenberger, 1924 .....	86

<i>Agrilus bifoveolatus</i> Kerremans, 1895.....	88
<i>Agrilus crepuscularis</i> Jendek & Chamorro, 2012 .....	90
<i>Agrilus cyaneoniger</i> Saunders, 1873.....	92
<i>Agrilus lafertei</i> Kerremans, 1892.....	94
<i>Agrilus lubopetri</i> Jendek, 2000.....	96
<i>Agrilus planipennis</i> Fairmaire, 1888 .....	98
<i>Agrilus pseudolubopetri</i> Jendek & Chamorro, 2012 .....	100
<i>Agrilus qinling</i> Jendek, 2000.....	102
<i>Agrilus rubensteini</i> Chamorro & Jendek, 2014.....	104
<i>Agrilus tomentipennis</i> Jendek & Chamorro, 2012.....	106
<i>Agrilus piliiventris</i> group.....	109
<i>Agrilus ampliatus</i> Kerremans, 1900 .....	110
<i>Agrilus maculipennis</i> Kerremans, 1900 .....	112
<i>Agrilus ostrinus</i> Kerremans, 1892.....	114
<i>Agrilus piliiventris</i> Deyrolle, 1864.....	116
<i>Agrilus pseudoostrinus</i> Jendek, 2000.....	118
<i>Agrilus spineus</i> Jendek & Chamorro, 2012.....	120
<i>Agrilus hewitti</i> group .....	123
<i>Agrilus daillieri</i> Baudon, 1965 .....	124
<i>Agrilus hewitti</i> Kerremans, 1912.....	126
<i>Agrilus sinensis</i> group .....	129
<i>Agrilus coreanus</i> Obenberger, 1935 .....	130
<i>Agrilus sinensis sinensis</i> Thomson, 1879.....	132
<i>Agrilus sinensis splendidicollis</i> Fairmaire, 1889 .....	134
Detailed taxonomy of species included in this guide	
<i>Agrilus ascanius</i> group .....	137
<i>Agrilus ascanius</i> Deyrolle, 1864 .....	137
<i>Agrilus cuprifrons</i> Deyrolle, 1864 .....	137
<i>Agrilus maculiventris</i> Deyrolle, 1864.....	138
<i>Agrilus mcgregori</i> Fisher, 1926 .....	138
<i>Agrilus opulentus</i> Kerremans, 1900.....	139
<i>Agrilus sapphirinus</i> Jendek & Chamorro, 2012.....	139
<i>Agrilus seramensis</i> Jendek & Chamorro, 2012 .....	140



<i>Agrilus validus</i> Deyrolle, 1864 .....	140
<i>Agrilus viridissimus</i> Cobos, 1964 .....	141
<i>Agrilus woodlarkianus</i> Kerremans, 1900 .....	141
<i>Agrilus cyaneoniger</i> group .....	142
<i>Agrilus agnatus</i> Kerremans, 1892 .....	142
<i>Agrilus auristernum</i> Obenberger, 1924 .....	142
<i>Agrilus bifoveolatus</i> Kerremans, 1895.....	143
<i>Agrilus crepuscularis</i> Jendek & Chamorro, 2012 .....	143
<i>Agrilus cyaneoniger</i> Saunders, 1873.....	144
<i>Agrilus lafertei</i> Kerremans, 1892.....	149
<i>Agrilus lubopetri</i> Jendek, 2000.....	150
<i>Agrilus planipennis</i> Fairmaire, 1888 .....	150
<i>Agrilus pseudolubopetri</i> Jendek & Chamorro, 2012 .....	157
<i>Agrilus qinling</i> Jendek, 2000.....	157
<i>Agrilus rubensteini</i> Chamorro & Jendek, 2014.....	158
<i>Agrilus tomentipennis</i> Jendek & Chamorro, 2012.....	158
<i>Agrilus hewitti</i> group .....	159
<i>Agrilus hewitti</i> Kerremans, 1912.....	159
<i>Agrilus daillieri</i> Baudon, 1965 .....	159
<i>Agrilus piliventris</i> group.....	160
<i>Agrilus ampliatus</i> Kerremans, 1900.....	160
<i>Agrilus maculipennis</i> Kerremans, 1900 .....	160
<i>Agrilus ostrinus</i> Kerremans, 1892.....	161
<i>Agrilus piliventris</i> Deyrolle, 1864.....	161
<i>Agrilus pseudoostrinus</i> Jendek, 2000.....	162
<i>Agrilus spineus</i> Jendek & Chamorro, 2012.....	162
<i>Agrilus sinensis</i> group .....	163
<i>Agrilus coreanus</i> Obenberger, 1935 .....	163
<i>Agrilus sinensis sinensis</i> Thomson, 1879 .....	163
<i>Agrilus sinensis splendidicollis</i> Fairmaire, 1889 .....	165
References .....	167
Index of Taxa.....	193



---

## Introduction

The purpose of this guide is to aid in the identification of the invasive buprestid *Agrilus planipennis* Fairmaire, commonly known as the emerald ash borer (EAB), and related species to help mitigate future incursions of wood boring beetles into North America. EAB is one of the most destructive insect pest species in North America, killing an estimated tens of millions of healthy *Fraxinus* (ash) trees at a cost of billions of dollars since its unintentional introduction (Kovacs et al 2010). Since its discovery in 2002 in Michigan, USA and Ontario, Canada (Haack et al. 2002), EAB has spread to 23 US states and 2 Canadian provinces as of May 2014 ([www.emeraldashborer.info](http://www.emeraldashborer.info)).

EAB belongs to one of the largest genera in the animal Kingdom, *Agrilus* Curtis, including 3072 species (number from World *Agrilus* database maintained by E. Jendek as of May 2014). This guide focuses on EAB and 32 species we consider to be the most closely related or most similar to EAB. Species in groups 1–4 are hypothesized to be the most closely related to EAB. Some species included by Curletti (2001, 2003, 2006) in the subgenus *Pinagrilus* from the Australasian region may also be closely related to *A. planipennis*, as well as species in the *Agrilus purpurifrons*, *Agrilus cyanipennis*, *Agrilus ornatus*, *Agrilus acutus*, and *Agrilus quadripunctatus* species-groups. However, we chose to focus on a limited and manageable number of closely related species with one exception. Species in the *Agrilus sinensis* species-group (group 5) may or may not be closely related to EAB. One of the species in this group may be a root feeder, and the male genitalia of *A. sinensis* is considerably different from that of EAB and its relatives. Nevertheless, the *Agrilus sinensis* species-group is included in this guide for the following reasons: 1, phenotypic similarity with EAB, particularly in the shape of the pronotum, elytra, and head; 2, sympatry of *Agrilus sinensis* Thomson with EAB in its native range; 3, our preliminary phylogenetic study suggests *A. sinensis splendidicollis* shares a more recent common ancestor with EAB than with species of the *Agrilus hewitti* species-group; and 4, *A. sinensis* is relatively commonly collected and may be confused with EAB because of its superficial similarity. Furthermore, Jendek & Grebennikov (2011: 24) listed the *Agrilus sinensis* species-group as the relevant group for the *Agrilus cyaneoniger* species-group in their treatment of *Agrilus* of



East Asia. Many of the most recent and devastating invasive forest insect pests in North America have come from Asia, including EAB. In this guide we include not only a solid grouping of EAB's closest relatives, but provide the means to distinguish EAB from other potential invasive Asian *Agrilus* to quickly and accurately detect and identify potential threats to North American forest resources.

---

## Acknowledgements

We thank the United States Forest Service International Programs and the Agricultural Research Service, without whose financial support this project would not have been possible. We are thankful to the curators and scientists who assisted us in our research, many of whom are listed in the materials and methods section, but also to Hans Mühle (Zoologische Staatssammlung München), Stephan Gottwald and Bernd Jaeger (Museum für Naturkunde, Berlin), Malcolm Kerley, Sharon Shute and Max Barclay (The Natural History Museum, London), James Hogan, Zoë Simmons and Darren Mann (Oxford University Museum of Natural History, Oxford), Vít Kubáň and Jiří Hájek (National Museum of Natural History, Prague); the late Charles Bellamy (California Department of Food and Agriculture); Satoshi Kamitani (Entomological Laboratory, Faculty of Agriculture, Kyushu University); Munetoshi Maruyama and fellow collectors from Oita Prefecture (Kyushu University Museum); Junsuke Yamasako (Ehime University); Nobuo Ohbayashi (Miura City, Japan); Hiraku Yoshitake, Yoshimatsu, N. Nakatani, Tanaka (National Institute for Agro-Environmental Sciences, Tsukuba, Japan); Shuhei Nomura (National Science Museum, Tsukuba, Japan); Hirokazu Fukutomi and colleagues (Ishikawa Insect Museum); Shigehiko Shiyake (Osaka Museum of Natural History); Si-Qin Ge, Hongxia Xu (Chinese Academy of Sciences, Beijing); Chen Hongyin, Wang Mengqing (Sino-American Biological Control Laboratory); Therese Poland (USDA Forest Service). We thank Kohichiroh Yasuda for permission to reproduce his images of *Agrilus cyaneoniger*, to Sarah King (<http://www.sarahhhkay.com/>) for designing the cover of this book, and K.V. Makarov (Moscow Pedagogical State University) for reproduction of his image of *Agrilus planipennis*. Finally, we thank Kevin Hackett (National Programs Staff, USDA ARS), Alma Solis (USDA ARS Systematic Entomology Laboratory), Dana Roth and Darcy Nelson (USDA Forest Service, International Programs) for their efforts to secure funding for this project. We thank the comments, suggestions and improvements provided by Aleš Smetana and Bruce Gill (CFIA-Canada) and 2 anonymous reviewers. USDA is an equal opportunity employer.





## Material and methods

Terminology for male genitalia follows Jendek and Grebennikov (2011) and Kubáň et al. (2001). Paired structures are cited in the plural form. Square brackets “[ ]” are used for remarks and addenda. Distribution maps were created using Ortelius (Mapdiva). Shading in red indicates presence of that species in that area. Measurements for *Agrilus cuprifrons* and *A. maculiventris* were taken from the original description by Deyrolle (1864). Imaging: The following equipment was used for specimen observation and imaging: Leica (Wetzlar, Germany) MZ Apo stereomicroscope and Zeiss (Oberkochen, Germany) Discovery v20 stereomicroscope with AxioCam HRc, respectively. Red arrows in the species guide indicate key features.

### Abbreviations for collections

- BMNH** The Natural History Museum, London, United Kingdom (Kerley, M.; Barclay, M.)
- BPBM** Bernice P. Bishop Museum, Honolulu, Hawaii, USA (Myers, S.; Samuelson, A.)
- CAS** California Academy of Sciences, San Francisco, California, USA (Kavanaugh, D.)
- EJCB** Jendek, E. personal collection, Bratislava, Slovak Republic [presently in Ottawa, Canada]
- MCSN** Museo Civico di Storia Naturale “Giacomo Doria”, Genova, Italy (Poggi, R.)
- MHNB** Muséum d’Histoire Naturelle, Béziers, France (Albert, P.)
- MNHN** Muséum national d’Histoire naturelle, Paris, France (Menier, J.J.; Deuve, T.; Bruneau de Miré, I.)
- NMPC** National Museum (Natural History), Prague, Czech Republic (Bílý, S.; Kubáň V.)
- NSMT** National Science Museum (Natural History), Tsukuba, Japan (Nomura, S.)
- USNM** National Museum of Natural History, Washington D.C., USA (Furth, D.G.; Lingafelter, S.W.)

- ZIN** Zoological Institute, Russian Academy of Sciences, St. Petersburg, Russia (Volkovitsh, M.)
- ZMHB** Museum für Naturkunde der Humboldt-Universität, Berlin, Germany (Hieke, F.)
- ZSMC** Zoologische Staatssammlung, München, Germany (Baehr, M.)

## Collecting and preserving adult *Agrilus*

Collecting species of *Agrilus* is generally similar to collecting many other species of adult buprestids. A brief summary of general collecting methods for buprestids is given by Paiero et al. (2013).

Collecting with a net is a general method that works well for *Agrilus*. If the specific host plant is known, it can be swept with a fairly large net, and if the adults are active usually numerous individuals can be collected. Smaller species are generally on smaller branches or twigs, sometimes even herbaceous plants, while larger species are generally associated with larger branches or trunks of trees. Use of a long net handle with a large net bag allows for collecting higher up in arboreal vegetation. A good method is to carefully get a leafy end of a branch inside the net and shake it a few times. The beetles will generally drop off the branch and into the net. Collecting along a forest edge where it is sunny is usually the most productive (Wellso et al. 1976). Often trees that are more mature and have some dead twigs and branches produce the most beetles.

Hand collecting, where specimens are collected singly with a net or by hand, can be productive at times. Walking slowly along a forest trail or forest edge and observing twigs, branches, and leaf surfaces for adults can be a productive collecting method, particularly when searching known host plants. Adults can sometimes be observed on branches or trunks of freshly cut trees, especially those that are exposed to direct sunlight, and can be collected individually. Sometimes, especially in tropical regions, sucker branches with new leaves sprout quickly from a freshly cut tree trunk or stump, and these can be quite attractive to *Agrilus*. It is always a good idea to search or sweep the lower vegetation under trees where you have swept at higher levels because sometimes adults will drop from the area first being swept into the lower vegetation. In mountainous regions, *Agrilus* can sometimes be concentrated on the tops of ridges where winds will carry many insects up the slopes. In such situations, adults that had been carried up during the day will congregate at the bases of herbaceous vegetation at night and later will crawl up the plant stems as the temperatures warm in the late morning and afternoon. These ridges or narrow mountain tops can be very productive as concentration sites for *Agrilus* and other buprestids.

Beating is another method that can be used to collect species of *Agrilus*. With this method branches and vegetation are struck with a “beating stick” over a cloth sheet

supported by a frame. Beetles fall off of the vegetation onto the sheet where they can be collected. This method works best when temperatures are cooler, given that during the heat of the day beetles can fly off the beating sheet before they can be captured.

Use of insect trapping methods, particularly use of Malaise traps, whether on the ground or elevated in the canopy, can be productive for *Agrilus* and other buprestids. Insects fly into the trap and land on the netting material used in construction of the traps and gradually work their way up into a collecting jar at the peak of the trap. Malaise trapping is usually most successful when the traps are placed near recently cut or fallen woody vegetation.

Another trapping method used for *Agrilus* and other buprestids is the use of sticky traps. These are generally colored pieces or strips of plastic which are coated with sticky adhesive. These traps are then placed on or near a host plant or tree. The beetles are either attracted to the color of the trap or randomly fly onto the trap. A disadvantage of using sticky traps is that the adhesive is quite strong, and a solvent is needed to remove the beetles from the trap and to clean them. Certain colors are more attractive to *Agrilus* than others. Purple and green sticky traps have been the most productive for trapping or monitoring for EAB as well as for some other *Agrilus* species (Francese et al. 2005, 2008, 2010, Crook et al. 2009, Petrice and Haack 2014, Petrice et al. 2013).

Rearing can be very productive for obtaining adult specimens from a specific host or for sampling potential hosts to determine if they are used by *Agrilus*. Twigs, branches, and wood from a potential host can be collected and put into rearing cages or sealed cardboard boxes. When using the latter, specimen collection can be facilitated by use of a clear vial or small jar to cover a hole in the box into which the newly emerged adults enter as a result of being attracted to the light. Otherwise rearing containers need to be checked regularly so that emerging beetles can be collected soon after emergence and before they become damaged or broken. Rearing is time consuming, sometimes taking months, and requires considerable space if numerous rearing containers are used. Also, it may be difficult to bring host material from distant collecting expeditions to a home base for rearing. Thus, it is most convenient to rear host material found close to where the collector resides. Rearing can be a very productive method for obtaining series of specimens or species that are otherwise rarely collected.

Several killing agents can be used for collected buprestid specimens. Ethyl acetate is probably the most commonly used. It kills beetles quickly and is easy to obtain. It evaporates quickly so collecting jars and vials need to be replenished at regular intervals. Specimens can be stored in containers with small amounts of ethyl acetate which keeps them pliable and suitable for mounting for extended periods. One disadvantage is that because it is a solvent, specimens stored in this way can become greasy and cannot be used for molecular sequence studies. A suitable replacement is ammonium carbonate, which preserves DNA, is inexpensive, readily available, keeps beetles "relaxed" (not brittle), and it is non-toxic.



Cyanide, usually potassium cyanide, is also a favored killing agent for beetles and other insects. Collecting jars and vials charged with cyanide are effective for several years without replenishing. However, due to its extreme toxicity, it can be difficult to obtain. It also tends to make the muscles of specimens stiff which can make mounting or dissection a little more difficult. An advantage of cyanide is that it is not a solvent and specimens killed in this way rarely become greasy.

Ethyl alcohol can also be used as a killing and preserving agent. Beetles are simply collected into alcohol in the field. It is generally necessary to collect into 95% to 100% ethanol if the specimens are going to be used for DNA extraction. Ethanol does make the specimens stiff and difficult to prepare as dry, natural-looking specimens.

Larger specimens of *Agrilus* can be pinned directly. Smaller specimens are generally point-mounted by American collectors, which involves gluing the specimen to the sharp end of a small, white, narrow paper triangle. The tip of the point is bent and glued to the mesosternum of the specimen. European collectors prefer mounting all *Agrilus* specimens to card mounts. These mounts are flat pieces of thin, white cardboard on which the specimen is glued with small amounts of glue to the upper surface. A disadvantage of this method is that the underside of the specimen is difficult to observe without removal. One of the authors (EJ) uses a method in which part of the card is removed and half of the specimen placed over that area so its ventral surface can be seen.

Extracting the male genitalia is very important, as these structures are very diagnostic at the species level for *Agrilus* and other buprestids. The male genitalia are almost always strongly sclerotized, so they can easily be extracted from a relaxed or fresh specimen with fine forceps or with an insect pin or minuten with the extreme tip bent into a hook. Some workers extract the genitalia and leave them attached to the specimen at the end of the abdomen. Others completely extract the genitalia, clean off the membranous and soft connecting tissue with 10% KOH solution, rinse it with water and glue them to a point or mount them on slides in gelatin-glycerine gel (after A.V. Alexeev). The disadvantage to the later method is that the slides are generally kept separate from the specimen. Gluing the genitalia to the point at their base laterally results in both sides of the genitalia being easy to observe. The point is then pinned beneath the specimen. European workers glue the genitalia to the card mount with the specimen or follow the aforementioned slide preparation. Slide preparation of larvae for detailed study is described in detail by Chamorro et al. (2012).

## ***Agrilus* general biology**

Of the nearly 15,000 buprestid species recognized worldwide (Bellamy and Nelson 2002), more than 3000 (20%) are species of *Agrilus*. Detailed life histories have only been completed for a few species (<5%), and understandably those are primarily economically important species that infest and often kill urban and forest trees as well as certain agricultural and ornamental shrubs and vines. In the next few sections, we will first review the biology and ecology of *Agrilus* species at the genus level, and then present more details on *A. planipennis* and the other *Agrilus* species covered in this guide.

*Agrilus* species can be found in a variety of habitats from shorelines to mountain peaks, and they are native to all continents of the world with the exception of Antarctica (Bellamy 1995). Several species of *Agrilus* have also been recorded from islands such as Cuba, Hispaniola, Jamaica, and Trinidad in the Caribbean Sea; Fiji, Hawaii, New Guinea, and Tahiti in the Pacific Ocean; and Madagascar in the Indian Ocean (Bellamy 2002, 2006, 2013ab, Peck 2005). Interestingly, no *Agrilus* are native to New Zealand, although at least 54 species are found in Australia (Curletti 2001, Bellamy 2002, Leschen et al. 2003, Bellamy et al. 2013).

New species of *Agrilus* are described yearly from all parts of the world. This is reflected by the fact that the number of *Agrilus* species recognized worldwide grew from 2,265 in 1936 to 2,784 in 2008 (Obenberger 1936, Bellamy 2008). As for more recent evidence, consider that 74 of 278 taxa treated by Jendek and Grebennikov (2011) for East Asia were new taxa, and similarly 40 of the 64 *Agrilus* species listed by Curletti and Brûlé (2011) for French Guiana were new taxa. Elsewhere, Curletti and Sakalian (2009) recently described 16 new *Agrilus* species from Africa, Hespénheide (2012) described 11 new *Agrilus* from Mexico and Central America, and Jendek and Chamorro (2012) described 6 new species from the Oriental Region.

Of all the *Agrilus* species worldwide, *A. planipennis* (EAB) has been by far the most intensively studied species to date. Throughout its native range in East Asia, EAB rarely reaches outbreak levels (Liu et al. 2003, Wei et al. 2004, Zhao et al. 2005). However, in North America and western Russia, where established populations of EAB were first found in 2002 and 2003, respectively, widespread mortality of ash (*Fraxinus*) trees has been reported (Haack et al. 2002, Baranchikov et al. 2008, Izhevskii and Mozolevskaya 2010, Kovacs et al. 2010, McKenney et al. 2012). As further evidence of the intense

**Table 1.** *Agrilus* species that have become established in Canada and the continental United States.

<i>Agrilus</i> species	Range <sup>†</sup>		Likely mode of introduction	Principal host genera	Reference <sup>‡</sup>
	Native	Introduced			
<i>A. auroguttatus</i> Schaeffer	AZ, MX	US-CA	Accidental	<i>Quercus</i>	4
<i>A. cuprescens</i> (Ménétriés)	Eurasia	NA	Accidental	<i>Rubus, Rosa</i>	14
<i>A. cyanescens</i> (Ratzeburg)	Eurasia	NA	Accidental	<i>Lonicera, Symphoricarpus</i>	5, 12
<i>A. derasofasciatus</i> Lacordaire	Europe, N AF	US	Accidental	<i>Vitis</i>	10, 13
<i>A. hyperici</i> (Creutzer)	Eurasia	NA, AU	Intentional	<i>Hypericum</i>	3
<i>A. pilosovittatus</i> Saunders	Asia	US	Accidental	<i>Wisteria</i>	9
<i>A. planipennis</i> Fairmaire	Asia	NA, RU	Accidental	<i>Fraxinus</i>	2, 7
<i>A. prionurus</i> Chevrolat	MX	US	Accidental	<i>Sapindus</i>	6, 15
<i>A. sinuatus</i> (Olivier)	Eurasia	US	Accidental	Rosaceae	1
<i>A. subrobustus</i> Saunders	Asia	US	Accidental	<i>Albizia</i>	11, 16
<i>A. sulcicollis</i> Lacordaire	Europe	NA	Accidental	<i>Quercus</i>	8, 12

† Abbreviations = AU = Australia, AZ = Arizona, MX = Mexico, NA = North America (US and Canada), N AF = North Africa, RU = Russia, US = United States, US-CA = California.

‡ References: 1 = Anonymous (1894), 2 = Baranchikov et al. (2008), 3 = Campbell and McCaffrey (1991), 4 = Coleman and Seybold (2011), 5 = Frost (1922), 6 = Haack (2006), 7 = Haack et al. (2002), 8 = Haack et al. (2009), 9 = Hespeneheide (1968), 10 = Hoebeke (1980), 11 = Hoebeke and Wheeler (2011), 12 = Jendek and Grebennikov (2009), 13 = Malkin (1941), 14 = Weiss (1914), 15 = Wellso and Jackman (2006), and 16 = Westcott (2007).

research focus on EAB, consider that of the 13,065 DNA sequences in Genbank for all *Agrilus* as of June 2014, 12,019 entries were for EAB (92%, NCBI 2014).

In addition to EAB, at least 10 other exotic (= nonnative) *Agrilus* species have become established in the continental United States (Table 1). Of these 11 species, *Agrilus hyperici* (Creutzer) was intentionally introduced as a biological control agent of the perennial dicot common St. Johnswort, *Hypericum perforatum* (Campbell and McCaffrey 1991), and similarly it was successfully introduced into Australia (Briese 1991b) but failed to establish in South Africa (Gordon and Kluge 1991). The other 10 exotic *Agrilus* listed in Table 1 were all introduced inadvertently, most likely through international trade. EAB probably entered the United States in wood packaging material (e.g., crating, dunnage, and pallets) associated with imported goods from Asia (Haack 2006). International trade in firewood is suspected as the pathway by which *Agrilus prionurus* Chevrolat entered Texas from its native range in Mexico (Haack 2006). Similarly, firewood is the suspected pathway by which *Agrilus auroguttatus* Schaeffer was moved to California from its native range in either Arizona or northern Mexico (Coleman and Seybold 2011). The United States annually imports firewood worth millions of dollars from several countries worldwide, with Canada and Mexico ranking first and fourth, respectively, as the source of the firewood during the period



1996–2009 (Haack et al. 2010). The remaining exotic *Agrilus* listed in Table 1 were likely introduced with live plants given that the larval hosts for several of these exotic *Agrilus* are common ornamental shrubs, vines, and fruit trees.

**Larval host plants.** Species of *Agrilus* utilize primarily dicot angiosperms as larval hosts, including herbaceous perennials, vines, shrubs, and trees. Nevertheless, a few *Agrilus* species have occasionally been reared from gymnosperms (*Pinus* species, Jendek 2013b). By contrast, buprestid species in several other genera (e.g., *Acmaeodera*, *Anthaxia*, *Buprestis*, *Chrysobothris*, and *Dicerca*) routinely develop in both woody dicots and gymnosperms (Fisher 1928, Bílý 2002, Nelson et al. 2008). Overall, Jendek and Grebennikov (2011) list 68 plant genera that are utilized by *Agrilus* species as likely larval hosts in East Asia, Nelson et al. (2008) list 60 plant genera for North America as actual larval hosts, and Bílý (2002) lists 44 genera in Central Europe as actual larval hosts. Bílý (2002) was able to list actual larval hosts for all 44 European *Agrilus* species in his monograph, whereas Jendek and Grebennikov (2011) were able to list likely larval hosts for only 38% of 278 *Agrilus* treated for East Asia, and Nelson et al. (2008) provided actual larval hosts for 54% of 188 *Agrilus* species treated for North America. Considering these three world regions, *Quercus* was the most common larval host in each with 23 *Agrilus* species using *Quercus* in East Asia, 15 in North America, and 14 in Europe. The next top five plant genera used as larval hosts in these three world regions, listed in decreasing order, were *Ulmus*, *Salix*, *Zelkova*, *Caragana*, and *Carpinus* in East Asia (Jendek and Grebennikov 2011); *Celtis*, *Gleditsia*, *Diospyros*, *Salix*, and *Sapindus* in North America (Nelson et al. 2008); and *Salix*, *Castanea*, *Fagus*, *Populus*, and *Carpinus* in Central Europe (Bílý 2002). Again, these rankings would likely change for East Asia and North America as more is learned about the larval host plants in each region. Considering only those *Agrilus* species for which at least one larval host plant was reported, the vast majority of *Agrilus* species (75% for Central Europe, 85% for East Asia, and 86% for North America) were reported to use only one or two genera as larval hosts (Bílý 2002, Nelson et al. 2008, Jendek and Grebennikov 2011). Nevertheless, in each of these world regions there were a few species of *Agrilus* that were much more polyphagous such as *Agrilus viridis* (L.) from Europe to Eastern Asia (14 host genera, Jendek and Grebennikov 2011), *Agrilus obsoletoguttatus* Gory in North America (8 genera, Nelson et al. 2008), and *Agrilus roscidus* Kiesenwetter for Europe (13 genera, Bílý 2002).

Few details are available on larval hosts of *Agrilus* species in tropical and subtropical regions of the world. Nevertheless, some genera that have been documented as larval hosts include *Acacia* (Turner and Hawkeswood 1996, Braza 1997), *Alnus* (Jendek 2013a), *Citrus* (Baltazar and Salazar 1979, Hawkeswood and Turner 1994, Macabasco 1964, Jendek 2013a), *Eucalyptus* (Roberts 1987, Braza 1988), *Euodia* (Jendek 2013a), *Fagara* (Jendek 2013a), *Hibiscus* (Dutt 1969), *Sambucus* (Jendek 2013a), *Sorbaria* (Jendek 2013a), *Terminalia* (Mercer 1985, 1986, Roberts 1987), and *Zanthoxylum* (Jendek 2013a). Jendek and Poláková (2014) summarized the known host plants of World *Agrilus*.

**Host plant relationships.** *Agrilus* larvae typically develop in living or recently dead host plant tissues. Most *Agrilus* larvae tunnel in the cambial region, mining both the inner bark (phloem) and the outer sapwood (xylem). However, some species tunnel extensively in the xylem or pith, especially those that mine roots and small-diameter branches and suckers (e.g., *Agrilus horni* Kerremans, *Agrilus vittaticollis* (Randall), Carlson and Knight 1969, Solomon 1995).

Stressed plants are favored for oviposition by many *Agrilus* species that infest live plants. Apparently, larvae have higher survival when tunneling in stressed plants as compared with vigorous hosts, which may kill the larvae by “flooding” the gallery with exudates or by overgrowing the larvae with callus tissue (Anderson 1944, Carlson and Knight 1969). Environmental stresses such as severe drought or successive years of defoliation are known to trigger outbreaks of various *Agrilus* species (Heering 1956, Barter 1965, Nichols 1968, Dunbar and Stephens 1976, Wargo 1977, Ohgushi 1978, Mattson and Haack 1987, Hartman and Blank 1992, Jones et al. 1993, Evans et al. 2004, Vansteenkiste et al. 2004, Sever et al. 2012). Moreover, girdling trees to induce stress is known to increase attraction to many *Agrilus* (Anderson 1944, Barter 1957, Haack and Benjamin 1982, Dunn et al. 1986, McCullough et al. 2009). Although weakened hosts appear to be preferred for oviposition by many *Agrilus* that infest trunks and branches of trees, vigorous hosts are often selected by root-infesting *Agrilus* (Carlson and Knight 1969, Briese 1991a).

In situations where an *Agrilus* species encounters a naïve host plant (i.e., situations where the plant did not coevolve with the insect such as when either the insect or plant is introduced into a new world region), the host plant often lacks resistance and often can be easily infested and killed by the *Agrilus* species even when the host plant is healthy. This situation has been well-documented for the Asian species *A. planipennis* where it encountered North American and European *Fraxinus* species (Liu et al. 2003, Wei et al. 2004, Cappaert et al. 2005, Zhao et al. 2005, Baranchikov et al. 2008, Wang et al. 2010), as well as for the North American species *Agrilus anxius* Gory when it encountered European and Asian *Betula* species (Miller et al. 1991, Nielson et al. 2011). However this is not always the rule, given that apparently healthy North American *Quercus* species do not show susceptibility to *Agrilus sulcicollis* Lacordaire (Petrice and Haack 2014), which is a European *Agrilus* species that was recently discovered in North America (Haack et al. 2009, Jendek and Grebennikov 2009).

**Voltinism.** Species of *Agrilus* in temperate latitudes typically require 1–2 years to complete a single generation. In these species it appears that larvae must overwinter as last instars for pupation to be triggered the following spring. For species that tend to be univoltine (e.g., *A. anxius*, *Agrilus bilineatus* (Weber), *A. planipennis*), a second year may be needed when larvae develop in vigorous hosts or result from eggs laid in late summer and thus do not become final instars in their first year (Carlson and Knight 1969, Dunbar and Stephens 1976, Solomon 1995, Cappaert et al. 2005). By contrast, some temperate-zone *Agrilus* routinely require two years to complete one

generation, e.g., *Agrilus guerini* Lacordaire, *A. horni*, *Agrilus pensus* Horn, *A. torquatus* LeConte (Nelson and Hespeneheide 1998, Brooks 1926, Carlson and Knight 1969, Solomon 1995, Bílý 2002).

Few life history studies have been conducted on *Agrilus* species in tropical or subtropical countries. However, for those reports that do exist, multivoltinism is suggested given that complete development has been reported in about 2 to 4 months (Macabasco 1964, Dutt 1969, Roberts 1987, Hawkeswood and Turner 1994). In these insects, host condition appears to strongly govern generation time given that development can occur in 2–4 months in susceptible hosts, but up to a year or more in vigorous hosts (Dutt 1969, Roberts 1987).

**Adult seasonality and behavior.** *Agrilus* adults are normally active throughout the summer months in temperate areas. Typically, the first adults emerge from their host plants beginning in late spring, peak in early to mid-summer, and end their flight season in late summer. For example, in the mid-latitudes of the Northern Hemisphere, adult emergence usually begins in May, peaks in June or July, and ends in August or September. By contrast, in warmer areas this schedule can be advanced by one to two months, or delayed by a month or more in colder areas (Svihra and Koehler 1993, Solomon 1995, Bílý 2002). *Agrilus* adults form a characteristic D-shaped exit hole when they emerge from their host plant, with the flat-side of the “D” corresponding to the dorsal side of the beetle (Wang et al. 2010). The sex ratio of most *Agrilus* species is close to 1:1 (Ohgushi 1966, Cote and Allen 1980, Haack and Benjamin 1982, Wei et al. 2007b, Haack et al. 2009, Lyons et al. 2009, Wang et al. 2010), however, Braza (1988) reported 1.75:1 (male:female) for *Agrilus sexsignatus* Fisher.

*Agrilus* are known as sun-loving beetles, being especially active on sun-exposed host plants such as those growing along a forest edge. Adults are capable of flying several kilometers during their lifetime (Taylor et al. 2010) but may not need to do so given that suitable hosts are usually nearby. Adults are most active from late morning through the afternoon hours, during which time they fly, walk, feed, mate, and lay eggs. Adults usually feed for 1–2 weeks before mating and laying eggs (Glasgow 1934, Barter 1957, Ohgushi 1963, Carlson and Knight 1969, Svihra and Koehler 1993, Wang et al. 2010), but maturation feeding can last 3–4 weeks in some species (Solomon 1995). Beetles feed on foliage throughout their entire adult life. They typically feed on the foliage of the same plant species that serve as their larval host plants, but some species may feed on non-hosts as well, e.g., *A. anxius* (Glasgow 1934, Akers and Nielson 1990). For this reason collection records that list the plant species on which the adult was taken are not always an accurate indication of actual larval hosts. In most studies, *Agrilus* adults have been reported to live an average of 2–5 weeks (Brooks 1914, Glasgow 1934, Balch and Prebble 1940, Barter 1957, Dunbar and Stephens 1976, Haack and Benjamin 1982, Wei et al. 2006, Wei et al. 2007b, Wang et al. 2010). However, average values of 7–9 weeks have been reported for EAB under favorable laboratory conditions, with some individual males living as long as 12 weeks and some females

as long as 17 weeks (EPPO 2013). Similarly, Nord et al. (1965) reported that some *A. horni* adults lived for over 11 weeks.

*Agrilus* adults appear to use a combination of visual and olfactory cues to locate hosts and mates (Lyons et al. 2009, Crook and Mastro 2010). Various shades of purple and green have been shown to be highly attractive to EAB adults, but other *Agrilus* species vary in their color preferences (Sakalian and Langourov 2004, Petrice et al. 2009, 2013, Crook and Mastro 2010, Domingue et al. 2013, Petrice and Haack 2014). In addition, several specific plant volatiles from bark and foliage enhance trapping of *Agrilus* adults, and some of these volatiles are known to increase in concentration during periods of environmental stress (Dunn et al. 1986, de Groot 2008, Crook and Mastro 2010). Although there has been evidence for several years to suggest that some *Agrilus* species produce short-range pheromones (Dunn and Potter 1988), only recently have some of these compounds been identified and field tested (Silk et al. 2009, 2011, Ryall et al. 2012). In addition, flying adult male *Agrilus* can visually detect potential mates on host plants (Chapman 1915, Hawkeswood and Turner 1994, Lelito et al. 2007, 2011, Domingue and Baker 2012).

*Agrilus* females deposit eggs on the outer tissues of host plants, such as in bark cracks and crevices along the trunks and major branches of trees and other woody hosts (Chapman 1915, Loerch and Cameron 1984, Solomon 1995). Some *Agrilus* eggs can be laid on smooth bark as well, especially when oviposition occurs on small-diameter twigs and suckers (Brooks 1914, Carlson and Knight 1969, Petrice et al. 2009). Eggs are deposited singly in many species or in clusters from a few to as many as 18 eggs (Barter 1965, Dutt 1969, Solomon 1995, Bílý 2002). Females of many *Agrilus* species deposit a semi-transparent substance over the eggs that helps cement the eggs to the host and protect them from desiccation (Brooks 1914, Hutchings 1923, Barter 1957). Egg hatch usually occurs in 1–2 weeks, but as many as 3–4 weeks has been reported for some species (Solomon 1995). Estimates of fecundity are difficult to obtain in nature given that *Agrilus* females usually oviposit in bark cracks and crevices. Under laboratory conditions in which *Agrilus* females were fed foliage and provided substrates for oviposition, mean lifetime fecundity averaged between 23–77 eggs per female (Brooks 1926, Akers et al. 1986, Yu 1992, Rutledge and Keena 2012a,b), with maximum values for individual females reported from 55 to 307 (Brooks 1926, Yu 1992, Huangfu et al. 2007, Lu et al. 2012, EPPO 2013)

Mating occurs on the host plant, often on the trunk, branches, and foliage. Carlson and Knight (1969) provide many details on the reproductive behavior and structures of male and female *Agrilus*. Typically males search for females when flying near host plants and then landing on likely mates, or while walking on the surface of the host. Mating is common during late morning and late afternoon, while oviposition peaks in early afternoon (Barter 1965, Carlson and Knight 1969).

**Larvae and larval behavior.** *Agrilus* larvae enter the host directly through the side of the egg that is in contact with the host tissue. In woody plants, larvae tunnel



through the outer bark for various distances until they reach the cambial region (which includes the inner bark, cambium, and outer sapwood) and there construct feeding galleries. Larvae construct galleries that are only slightly wider than their body and pack the frass tightly behind themselves in the galleries, using their terminal processes (Heering 1956, Carlson and Knight 1969). Larvae tunnel primarily in the inner bark (phloem) and also the outer sapwood (xylem). Larvae commonly depart the cambial region and enter the sapwood to molt or during periods of high host resistance (Balch and Prebble 1940, Anderson 1944, Carlson and Knight 1969). By contrast, in root borers such as *A. horni* and *A. vittaticollis*, larvae first tunnel in the cambial region and later tunnel in the xylem (Brooks 1914, Nord et al. 1965, Carlson and Knight 1969).

*Agrilus* larvae are usually reported to have four instars (Haack and Benjamin 1982, Loerch and Cameron 1983, Cappaert et al. 2005, Petrice et al. 2009, Haavik et al. 2013), or five (Barter 1957, Carlson and Knight 1969, Dutt 1969, Gul and Chaudhry 1983, Wei et al. 2006). In fact, in the case of *A. anxius*, both four and five instars have been reported (Barter 1957, Loerch and Cameron 1983). Often, authors that reported five instars included the prepupa in their measurements. Carlson and Knight (1969) state that larvae molt to fifth instars just prior to construction of the pupal chamber. The above authors measured various regions of the head and terminal processes when making these calculations. It is not clear if the number of instars is variable among or within *Agrilus* species, or if the variation reflects which characters were measured and what types of larvae were included in the sample (e.g., actively feeding larvae only, or also prepupae).

*Agrilus* larval galleries vary greatly in the total length and shape. Total gallery length (if measured as a straight line) is usually less than 1 m, but some individual galleries have measured over 2 m (Brooks 1914, Nord et al. 1965, Braza 1988). Total gallery length can also vary widely within the same *Agrilus* species, usually being longer and more sinuate (zig-zag) in high-vigor hosts, but shorter and straighter in low-vigor hosts (Anderson 1944, Barter 1957, Carlson and Knight 1969, Dunbar and Stephens 1976).

Most temperate *Agrilus* species have been reported to overwinter as last-instar larvae in pupal cells constructed in the sapwood, outer bark, pith, or roots, depending on the species (Solomon 1995, Campbell and McCaffrey 1991, Petrice et al. 2009). If larvae do not become last instars before the end of their first year of development then they will overwinter as early instar larvae in the cambial region and resume feeding the following spring. Interestingly, in the case of *Agrilus subcinctus* Gory, which develops in recently dead *Fraxinus* twigs, most individuals overwinter as pupae (Petrice et al. 2009). Many *Agrilus* larvae extend their gallery close to the host's outer surface just before or after construction of the pupal cell, and in so doing create a pathway that the new adult will later use to exit (Brooks 1914, Chapman 1915, Nord et al. 1965). A larva constructs a pupal cell that is about twice the thickness of its body by feeding so that its head remains close to the ventral side of its body until the head and anus nearly

touch (Brooks 1914, Carlson and Knight 1969). Mature larvae typically overwinter in this J- or U-shaped position.

**Pupation.** Pupation usually occurs in late spring and early summer. At first the pupa is white in color, but soon the eyes and mouthparts darken (Barter 1957, Chamorro et al. 2012). Pupation typically takes 1–4 weeks (Brooks 1914, Chapman 1915, Solomon 1995, Wang et al. 2010). Newly formed adults remain in the pupal cell from a few days to a week before chewing to the bark surface, constructing a D-shaped exit hole, and departing the host.

**Within-tree infestation patterns.** In many host genera, multiple species of *Agrilus* can infest the same tree concurrently (Hespenheide 1969, 1976, Moraal and Hilszczanski 2000). In these situations there is a tendency for the smaller species to colonize higher in the canopy or in smaller branches, while the larger species tend to colonize larger branches and lower on the trunk. For the trunk-infesting *Agrilus* species that can potentially kill their host, initial infestation tends to start in the upper trunk and branches, with subsequent infestation and associated die-back occurring lower on the trunk in succeeding years (Hutchings 1923, Balch and Prebble 1940, Barter 1957, Haack and Benjamin 1982, Moraal and Hilszczanski 2000, Cappaert et al. 2005). The tree-infesting *Agrilus* species that can kill their host are usually the first or among the first borers to colonize a susceptible host tree, and if successful then a succession of other borers, in a variety of insect families, will colonize in subsequent years (Cote and Allen 1980, Haack et al. 1983). By contrast, in root-feeding *Agrilus*, oviposition begins along the lower trunk or stem, near the ground (Brooks 1914, Solomon 1995).

**Natural enemies.** Several hymenopteran parasitoids have been reared from *Agrilus* eggs and larvae. For example, based on reviews of North American, Asian, and European literature (Solomon 1995, Wang et al. 2010, Trjapitzin and Volkovitch 2011, Taylor et al. 2012), the families and genera of egg parasitoids included species of Aphelinidae (*Ablerus*), Encyrtidae (*Coccidencyrtus*, *Oobius*, *Ooencyrtus*, *Orianos*, and *Ptinobius*), and Signiphoridae (*Thysanus*). Similarly, the *Agrilus* larval parasitoids included species of Bethyliidae (*Sclerodermus*), Braconidae (*Atanycolus*, *Doryctes*, *Ecphyllus*, *Heterospilus*, *Iphiaulax*, *Leluthia*, *Microbracon*, *Monogonogastra*, *Pareucorystes*, *Spathius*, and *Wroughtonia*), Chalcididae (*Phasgonophora*), Eulophidae (*Baryscapus*, *Entodon*, near *Hadrotrichodes*, and *Tetrastichus*), Eupelmidae (*Balcha*, *Calosota*, *Eupelmus*, *Metapelma*, and *Pentacladia*), Eurytomidae (*Bephratoides* and *Eurytoma*), Ichneumonidae (*Cunoccephalus*, *Deuteroxorides*, *Dolichomitus*, *Ephialtes*, *Glypta*, *Labena*, *Olesicampe*, *Orthizema*, and *Pimploterus*), Pteromalidae (*Oodera* and *Zatropus*), and Stephanidae (*Foenatopus*).

Larvae of numerous predatory beetle species have been found to feed on *Agrilus* larvae (Dunbar and Stephens 1976, Cote and Allen 1980, Bauer et al. 2007, 2008). These species belong to the following families and genera: Cleridae (*Enoclerus* and *Phyllobaenus*), Elateridae (*Adelocera*), Passandridae (*Catogenus*), and Trogossitidae (*Tenebroides*). Several species of *Cerceris* wasps (Hymenoptera, Crabronidae) prey specifically on

Coleoptera, and some specialize on buprestid beetles, including *Agrilus* (Evans 1971, Evans and Hook 1986, Hook and Evans 1991, Marshall et al. 2005, Rutledge et al. 2013, Swink et al. 2013). Woodpeckers (Picidae) are also common predators of *Agrilus* larvae (Cote and Allen 1980, Cappaert et al. 2005, Lindell et al. 2008, Wang et al. 2010, Jennings et al. 2013).

## General biology of *Agrilus planipennis*

The 2002 discovery of EAB in North America, along with recognition that it was highly lethal to North American ash trees, spurred great interest in the biology and ecology of this insect as well as other potential invasive *Agrilus* species worldwide (Haack et al. 2002, Cappaert et al. 2005, Poland and McCullough 2006, Chamorro et al. 2012). The native range of EAB is reported to include portions of China, Japan, Korea, Mongolia, Taiwan, and the Russian Far East (Yu 1992, Jendek 1994, Wei et al. 2004, Jendek and Grebennikov 2011). Since its discovery in 2002 in the vicinity of Detroit, Michigan, and nearby Windsor, Ontario, EAB has become established in 23 US states and 2 Canadian provinces as of May 2014. In European Russia, beetles that were later identified as EAB in 2005 were first collected in Moscow in 2003 (Mozolevskaya 2007, Baranchikov et al. 2008, Izhevskii and Mozolevskaya 2010, Volkovitsh and Mozolevskaya 2014). During the period 2006–2013, EAB spread several hundred kilometers to areas outside of Moscow and as December 2013 was found in 11 political regions (Oblasts), including regions near the borders of Belarus and Ukraine (Baranchikov 2013, EPPO 2013, Orlova-Bienkovskaya 2013a, 2013b, Straw et al. 2013, Volkovitsh and Mozolevskaya 2014). EAB is projected to have huge economic impacts in both North America and Europe given that the native *Fraxinus* species show little to no resistance to EAB infestation (Baranchikov et al. 2008, Rebek et al. 2008, Kovacs et al. 2010, McKenney et al. 2012, EPPO 2013, Volkovitsh and Mozolevskaya 2014).

When discussing the larval hosts of EAB it is important to recognize that based on adult morphology, Jendek (1994) synonymized *Agrilus feretrius* Obenberger (type from Taiwan), *Agrilus marcopoli* Obenberger (type from Mongolia), and *Agrilus marcopoli ulmi* Kurosawa (type from Japan) with *A. planipennis* (type from China). Only species of ash (*Fraxinus*) have been reported as hosts of EAB in China, Russia, and North America (Yu 1992, Haack et al. 2002, Liu et al. 2003, Zhao et al. 2005, Baranchikov et al. 2008, EPPO 2013, Volkovitsh and Mozolevskaya 2014). By contrast, species of *Juglans*, *Pterocarya*, and *Ulmus* have also been reported as EAB hosts in Korea and Japan (Ko 1969, Akiyama and Ohmomo 1997, Haack et al. 2002). However, in a recent pest risk assessment on EAB by the European and Mediterranean Plant Protection Organization (EPPO 2013), buprestid specialists from Japan now question the validity of the non-*Fraxinus* host records that were reported earlier for EAB. Given the above, it is clear

that EAB uses *Fraxinus* as a larval host; however, actual rearing records are needed to support *Juglans*, *Pterocarya*, and *Ulmus* as true larval hosts of EAB.

In North America and western Russia, where native *Fraxinus* species did not co-evolve with EAB, both healthy and stressed *Fraxinus* are highly susceptible to EAB. By contrast, in China and the Russian Far East, Asian *Fraxinus* are typically resistant to EAB infestation except during periods of severe environmental stress (Yu 1992, Zhao et al. 2005, Baranchikov et al. 2008, Volkovitsh and Mozolevskaya 2014). Moreover, North American *Fraxinus* species that have been planted in China and Russia have suffered high mortality as a result of EAB infestation (Liu et al. 2003, Zhao et al. 2005, Baranchikov et al. 2008, Volkovitsh and Mozolevskaya 2014).

The principal native hosts of EAB in China and the Russian Far East include *Fraxinus mandshurica* and *F. chinensis* (Yu 1992, Zhao et al. 2005, Wei et al. 2007b, Baranchikov et al. 2008, Izhevskii and Mozolevskaya 2010). In North America, EAB has been able to attack and kill all native *Fraxinus* species that it has so far encountered, including *F. americana*, *F. nigra*, *F. pennsylvanica*, *F. profunda*, and *F. quadrangulata* (Anulewicz et al. 2008, Pureswaran and Poland 2009, EPPO 2013). In European Russia, EAB has killed mostly plantings of the introduced North American species *F. pennsylvanica* and the native *F. excelsior* (Baranchikov et al. 2008, Izhevskii and Mozolevskaya 2010, Orlova–Bienkowskaja 2013a, Volkovitsh and Mozolevskaya 2014).

EAB oviposits preferentially on open-grown trees or trees growing along the forest edge but will attack interior trees later in the infestation (Poland and McCullough 2006, McCullough et al. 2009, Wang et al. 2010). EAB infests nearly all sizes of *Fraxinus* trees, from trees 2–3 cm in diameter to mature forest trees (Haack et al. 2002, Wei et al. 2007b).

EAB adults measure 7.5–15 mm in length (Yu 1992, Jendek and Grebennikov 2011) and typically complete one generation per year, but two years may be required in vigorous hosts, when eggs are laid late in the season, or in cooler climates (Cappaert et al. 2005, Wei et al. 2007b, Wang et al. 2010). Similarly, if infested host material becomes too dry, as can occur in cut firewood, development may take two years (Petrice and Haack 2007).

In the Great Lakes region of North America and at similar latitudes in China, adult flight usually begins in May, peaks in June or July, and ends by September (Cappaert et al. 2005, Wei et al. 2007b, Wang et al. 2010). Adults are most active on warm, sunny days when air temperatures are above 25°C (Wang et al. 2010). At night or during cool or rainy weather, adults rest on leaves or in bark crevices (Rodriguez-Saona et al. 2007). Under favorable laboratory conditions, adult males lived an average of 7 weeks (range 2–12) and females an average of 9 weeks (range 4–17, EPPO 2013). EAB feeds on foliage throughout their adult lifespan (Wei et al. 2010).

EAB adults appear to use a combination of visual and olfactory cues to locate host trees and mates. EAB adults are most attracted to various shades of purple and green (Francese et al. 2005, 2008, 2010, Crook et al. 2009). In addition, EAB have been found to be attracted to dead EAB adults when placed on foliage or on trap surfaces (Lelito






Figure 1. A, Male and female mating pair with sclerotized aedeagus visible; B, Female ovipositing in tree bark; C, Serpentine larval tunnel under the bark; mature larvae pupate in the pupal chamber and exit through a D-shaped hole; D, EAB larva, dorsal view; E, Trunk with numerous D-shaped exit holes, an obvious sign of EAB infestation; F, Ash tree attacked by EAB, with resultant epicormic branching along the lower trunk. (All photos by Eduard Jendek.)

et al. 2007, 2008, Petrice et al. 2012). In laboratory studies, EAB responds positively to certain *Fraxinus* volatiles, and these compounds have been shown to enhance attraction to EAB when added to purple or green traps (Rodriguez-Saona et al. 2006, Crook et al. 2008, de Groot 2008, Crook and Mastro 2010, Grant et al. 2011). Close range sex pheromones have also been identified for EAB (Lelito et al. 2009, Silk et al. 2011).



EAB males often hover from a distance of about 1 m from host trees when searching for potential mates, and when a female is located they land quickly on or near her (Lelito et al. 2007, Rodriguez-Saona et al. 2007). Mating occurs on the host plant, often on the trunk, branches, and foliage (Fig. 1A). After mating, females walk along the bark surface, stopping frequently to probe bark cracks and crevices in search of suitable oviposition sites (Fig. 1B, Wang et al. 2010).

EAB females initiate oviposition about 5–10 days after emergence, laying eggs individually or in small clusters in bark cracks and crevices along the trunks, major branches, and exposed roots of trees (Wei et al. 2007b, Wang et al. 2010). EAB prefers to oviposit on areas with rough bark (Wei et al. 2007b, Anulewicz et al. 2008, Wang et al. 2010). The eggs, larvae, and pupae of EAB are described in detail in Chamorro et al. (2012).

Larvae eclose in 7–10 days by chewing through the bottom of the egg and tunneling through the outer bark to the cambial region where they construct galleries in the inner bark and outer sapwood (Wei et al. 2007b, Wang et al. 2010). Galleries are typically constructed in a zig-zag pattern, especially in more vigorous hosts, but more meandering in shape in weakened hosts or when larval densities are high (Fig. 1C, Wei et al. 2007b, Wang et al. 2010).

EAB has four larval instars and in most localities are univoltine, overwintering as mature larvae or prepupae in pupal cells (Fig. 1D, Cappaert et al. 2005, Wang et al. 2010, Chamorro et al. 2012). Individuals that require two years to complete a single generation will overwinter in the cambial region as first through fourth instars. Mature EAB larvae construct individual pupal cells, usually in the outer sapwood, but also in the outer bark if sufficiently thick. No matter where pupation occurs, the larva will first construct a tunnel that extends nearly to the surface of the outer bark, which will later be used by the adult to exit the host (Wang et al. 2010). In the pupal cell the larva folds itself over in a J- or U-shape in preparation for overwintering. Some larvae remain in this doubled-over condition until the following spring, while others shrink in length, straighten, and develop into the prepupal stage prior to overwintering (Wang et al. 2010, Duan et al. 2012b).

Pupation typically occurs in late spring and early summer. Pupation lasts about 3–4 weeks. The newly eclosed adults remain in their pupal cells for about a week before starting to chew their way out by widening the exit tunnels previously constructed by the mature larvae (Wei et al. 2007b, Wang et al. 2010). Adults emerge through a D-shaped exit hole and begin walking or flying in search of host foliage (Fig. 1E, Wang et al. 2010).

Initial infestation of a host tree by EAB usually begins in the canopy, with subsequent years of attack occurring lower along the trunk (Cappaert et al. 2005, Foelker et al. 2013). In small diameter trees, initial infestation often starts along the main trunk (Timms et al. 2006, Wei et al. 2007b). Epicormic branching along the lower trunk of EAB-infested trees is common in many ash species (Fig. 1F, Cappaert et al. 2005, Wang et al. 2010).

Infested trees typically die after 1–3 years of successive EAB attack, with the timing depending largely on tree size and local EAB population density (Wang et al. 2010).

Recent surveys in China found several Asian hymenopteran parasitoids of EAB. These include the egg parasitoid *Oobius agrili* Zhang and Huang (Encyrtidae, Zhang et al. 2005); the larval parasitoids *Spathius agrili* Yang (Braconidae), *Tetrastichus planipennis* Yang (Eulophidae, Yang et al. 2005, Liu et al. 2007), and *Deuteroxorides orientalis* (Uchida) (Ichneumonidae, Wang et al. 2010) and the larval and pupal parasitoid *Sclerodermus pupariae* Yang and Yao (Bethyridae, Yang et al. 2012). Of these, *O. agrili*, *S. agrili*, and *T. planipennis* have been introduced and become established in the United States (Bauer et al. 2008, 2010, Duan et al. 2010, 2012a, 2013a). In addition, during recent surveys in the Russian Far East, two previously unreported braconid larval parasitoids of EAB were found: *Atanycolus nigriiventris* Vojnovskaja-Krieger and *Spathius galinae* Belokobylskij and Strazanac (Belokobylskij et al. 2012, Duan et al. 2012b). Ants (Formicidae) and woodpeckers (Picidae) have also been reported as predators of EAB in China (Wang et al. 2010) and European Russia (Volkovitsh and Mozolevskaya 2014).

Numerous native hymenopteran parasitoids have also been found to parasitize EAB in North America, including the braconids *Atanycolus cappaerti* Marsh and Strazanac, *Atanycolus disputabilis* (Cresson), *Atanycolus hicolor* Shenefelt, *Atanycolus nigropyga* Shenefelt, *Atanycolus simplex* (Cresson), *Atanycolus tranquebaricae* Shenefelt, *Leluthia astigma* (Ashmead), *Spathius floridanus* Ashmead, and *Spathius laflammei* Provancher; the chalcidid *Phasgonophora sulcata* Westwood; the eupelmid *Eupelmus pini* Taylor; and the ichneumonids *Dolichomitus vitticrus* Townes and *Cunocephalus* sp. (Cappaert and McCullough 2009, Duan et al. 2009, 2012a, 2013b, Kula et al. 2010, Taylor et al. 2012). In addition, the Asian eupelmid parasitoid *Balcha indica* Mani and Kaul, which has become established in North America, also attacks EAB larvae, prepupae, and pupae (Bauer et al. 2008, Duan et al. 2011). Parasitism of EAB by these species is generally low, with the exception of *A. cappaerti* (Duan et al. 2012).

In North America, species of predatory Coleoptera in the genera *Catogenus* (Psephenidae), *Enoclerus* (Cleridae), and *Tenebroides* (Trogossitidae) have been reported to prey on EAB larvae (Bauer et al. 2007, 2008). In Canada, the stinkbug *Podisus maculiventris* Say (Hemiptera, Pentatomidae) was observed feeding on adult EAB by one of the authors (EJ). In eastern North America, the wasp *Cerceris fumipennis* Say (Hymenoptera, Crabronidae) preys almost exclusively on buprestid beetles, including EAB (Marshall et al. 2005, Rutledge et al. 2013, Swink et al. 2013). Woodpeckers (Picidae) readily feed on EAB larvae in North America, targeting primarily the overwintering life stages (Cappaert et al. 2005, Wang et al. 2010, Duan et al. 2012b, Jennings et al. 2013). Pathogenic fungi such as *Beauveria bassiana* (Balsamo) Vuillemin, *Paecilomyces farinosus* (Holm ex SF Gray) Brown and Smith, *Paecilomyces fumosoroseus* (Wize) Brown and Smith, *Verticillium lecanii* (Zimmerman) Viegas, and *Metarhizium anisopliae* (Metschnikoff) Sorokin were also recovered in North America from field-collected EAB larvae, pupae, and adults (Liu et al. 2003, Bauer et al. 2007).

## Biology of the other treated *Agrilus*

Besides EAB, life-history studies have been published on only three additional species of the 33 *Agrilus* taxa treated in this guide, including *Agrilus cyaneoniger* Saunders, *Agrilus opulentus* Kerremans, and *Agrilus viridissimus* Cobos. These three species were likely studied in some detail because each had reached outbreak levels that resulted in localized tree mortality. For example, *A. cyaneoniger* was reported to kill *Quercus mongolica* in China (Gao et al. 2010, Yu et al. 2011), *A. opulentus* killed *Eucalyptus deglupta* in Papua New Guinea (Roberts 1987), and *A. viridissimus* killed *Terminalia brassii* and *T. catappa* in Papua New Guinea (Mercer 1985, 1986, Roberts 1987). In addition to the species listed above, *Agrilus agnatus* Kerremans, *Agrilus auristernum* Obenberger, and *Agrilus lafertei* Kerremans are associated with *Quercus* (Jendek 2000b, Jendek and Grebennikov 2011).

In Jilin Province, China, Gao et al. (2010) reported that most *A. cyaneoniger* required two years to complete one generation. Larvae generally overwintered as second instars in the cambial region during their first year of development and as fifth (final) instars in pupal cells in the outer bark during their second year. Pupation usually occurred over a 2-week period in May, with adult activity peaking in June. Adults fed on host foliage, mated on the bark surface, and laid eggs in bark cracks along the trunk and branches. Gao et al. (2010) also noted that eggs were most often laid singly and required about 10 days before larval eclosion. Working in the same outbreak area of China, Yu et al. (2011) noted that populations of *A. cyaneoniger* fell to endemic levels within five years of the initial outbreak, and that woodpecker predation and parasitism were likely responsible, in part, for this decline.

In Papua New Guinea, *A. opulentus* is reported to complete a generation in as little as 6–7 weeks (Roberts 1987) and *A. viridissimus* in about 3 months (Mercer 1985). These relatively short generation times typically occur when larvae develop in stressed, small diameter, or recently cut trees, whereas 9–12 months is usually required when larvae of these two species develop in living, larger-diameter trees (Roberts 1987). Adults of both *A. opulentus* and *A. viridissimus* feed on host foliage prior to mating and oviposition and then lay eggs, usually singly, in bark cracks (Roberts 1987). Larvae of both species develop in the cambial region and pupation occurs in the outer sapwood. In Papua New Guinea, *A. opulentus* is primarily a pest in young *Eucalyptus deglupta* plantations and also develops in native *Syzygium* trees, which are all members of the Myrtaceae (Roberts 1987). In Papua New Guinea, *A. viridissimus* is reported to develop in several species of *Terminalia* (Combretaceae) (Mercer 1986, Roberts 1987).

---

## List of species and diagnosis of *Agrilus* species groups included in this guide

A combination of the following adult characters is shared by species related to EAB and included in this guide. That is, these characters will assist in determining whether the specimen in question was included in this guide.

### BODY:

- Body size medium to large (6–17 mm).
- Body shape cuneiform (apical third of elytra markedly converging, elytral apex narrow).

### HEAD:

- Head shape obviously flat.
- Medial impression deep to moderately shallow reaching frons and vertex.
- Epistoma with raised upper margin.
- Size of eyes moderate to large.
- Antennae moderate to long (reaching middle of pronotum and longer) and slender.

### THORAX:

- Pronotum shape transverse.
- Anterior margin narrower than posterior or equal, rarely posterior narrower.
- Pronotal lateral margins straight, arcuate, or markedly arcuate.
- Pronotum widest medially or rarely subapically.
- Pronotum with obvious lateral depressions; disk (medially) weakly impressed or deep impression medially or antero- and posteromedially.
- Marginal and submarginal interspace narrow to moderate, rarely wide; subparallel or strongly convergent; junction present or absent.
- Anterior pronotal lobe moderate or obvious.
- Prehumeri carinal, filamentary, or absent.
- Prehumeral posterior end joining posterior pronotal angle.
- Humeral carina absent.
- Metasternal projection flat.

- Scutellar size ranges from very small to moderate.
- Length of scutellar projection shorter than scutellar disk height or equal to or slightly greater than scutellar disk height.
- Elytral apices separately arcuate, subangulate, spinose.

### **Group 1. *Agrilus ascanius* species-group**

- Agrilus ascanius* Deyrolle, 1864
- Agrilus cuprifrons* Deyrolle, 1864
- Agrilus maculiventris* Deyrolle, 1864
- Agrilus mcgregori* Fisher, 1926
- Agrilus opulentus* Kerremans, 1900
- Agrilus sapphirinus* Jendek & Chamorro, 2012
- Agrilus seramensis* Jendek & Chamorro, 2012
- Agrilus validus* Deyrolle, 1864
- Agrilus viridissimus* Cobos, 1964
- Agrilus woodlarkianus* Kerremans, 1900

These species are recognized by the combined possession of the following traits: body size moderate (less than 10 mm); robust shape; head obviously large; eyes markedly protruding; pronotum weakly transverse or square, disk impression weak; prehumeral carinal; marginal and submarginal carinae subparallel (convergence absent), junction absent (except *A. sapphirinus*, which has obvious convergent carinae and junction) with interspace narrow or moderate; scutellum medium-sized, scutellar projection as long as or longer than scutellar disk length; elytra markedly tapering apically; elytral apices arcuate, subangulate, cuspidate or spinose; with tomentose pattern on pronotum, elytra or abdomen (except *A. sapphirinus*).

### **Group 2. *Agrilus cyaneoniger* species-group**

- Agrilus agnatus* Kerremans, 1892
- Agrilus auristernum* Obenberger, 1924
- Agrilus bifoveolatus* Kerremans, 1895
- Agrilus crepuscularis* Jendek & Chamorro, 2012
- Agrilus cyaneoniger* Saunders, 1873
- Agrilus lafertei* Kerremans, 1892
- Agrilus lubopetri* Jendek, 2000
- Agrilus planipennis* Fairmaire, 1888
- Agrilus pseudolubopetri* Jendek & Chamorro, 2012



*Agrilus qinling* Jendek, 2000

*Agrilus rubensteini* Chamorro & Jendek, 2014

*Agrilus tomentipennis* Jendek & Chamorro, 2012

These species are characterized by the combined possession of the following traits: body size large (greater than 10 mm), elongate (elytra longer than 4 times pronotal length); eyes medium to large; head medially impressed; pronotal disk with deep medial impression (entire or anteromedial and posteromedial); marginal and submarginal carinae convergent with narrow interspace broadest medially or anteriorly; scutellum very small, usually impressed and with a reduced scutellar projection; elytra largely glabrous, feebly tapering at apical part; rarely with preapical perisutural tomentum or apical pubescence; elytral apices separately arcuate. Some species within this group possess bright, golden tomentum and/or sides of pronotum strongly arcuate. *Agrilus planipennis* and *A. tomentipennis* have defined prehumeri; *A. auristernum* has filamentary prehumeri; in all other species the prehumeri are absent.

### Group 3. *Agrilus hewitti* species-group

*Agrilus daillieri* Baudon, 1965

*Agrilus hewitti* Kerremans, 1912

The combined possession of the following traits distinguishes this group: body size large (greater than 12 mm), robust shape; eyes medium to large; head characteristically deeply impressed medially; pronotum trapezoidal (widest at base); obviously transverse, with deep medial and lateral impressions; prehumeri carinal, markedly arcuate or bisinuate, with anterior end joining lateral carina or anterior pronotal angle; marginal and submarginal carinae convergent with narrow interspace; scutellum normal or large with scutellar projection moderately sized (approximately as long as scutellum is tall); elytra only feebly tapering apically; elytral apices widely separated, arcuate.

### Group 4. *Agrilus piliventris* species-group

*Agrilus ampliatus* Kerremans, 1900

*Agrilus maculipennis* Kerremans, 1900

*Agrilus ostrinus* Kerremans, 1892

*Agrilus piliventris* Deyrolle, 1864

*Agrilus pseudostrinus* Jendek, 2000

*Agrilus spineus* Jendek & Chamorro, 2012

These species are recognized by the combined possession of the following traits: body size moderate (less than 10 mm); robust shape; pronotum transverse or square, disk impression weak; prehumeral carinal; marginal and submarginal carinae convergent with interspace narrow or moderate; scutellum medium-sized, scutellar projection as long as or longer than scutellar height; elytra markedly tapering apically; elytral apices subangulate, cuspidate or spinose; venter with bright, golden tomentum; pronotum, elytra or abdomen also with tomentum.

### **Group 5. *Agrilus sinensis* species-group**

*Agrilus coreanus* Obenberger, 1935

*Agrilus sinensis sinensis* Thomson, 1879

*Agrilus sinensis splendidicollis* Fairmaire, 1889

The species in this group are easily distinguished from others treated in this guide by the following traits: body size moderate to large (8–12 mm); eyes medium to large; head medially impressed; pronotum shape transverse, trapezoidal with deep medial impression (anteromedial and posteromedial), marginal and submarginal carinae subparallel, not convergent, junction absent; interspace moderate, broadest anteriorly; prehumeral filamentary to carinal; scutellum rectangular, scutellar carina present, scutellar projection small (less than height of scutellum); elytra glabrous, apices widely separated, arcuate.



# Adult and larval morphology




Figure 2. *Agrilus cyaneoniger*: dorsal view.




Figure 3. *Agrilus cyaneoniger*: ventral view.



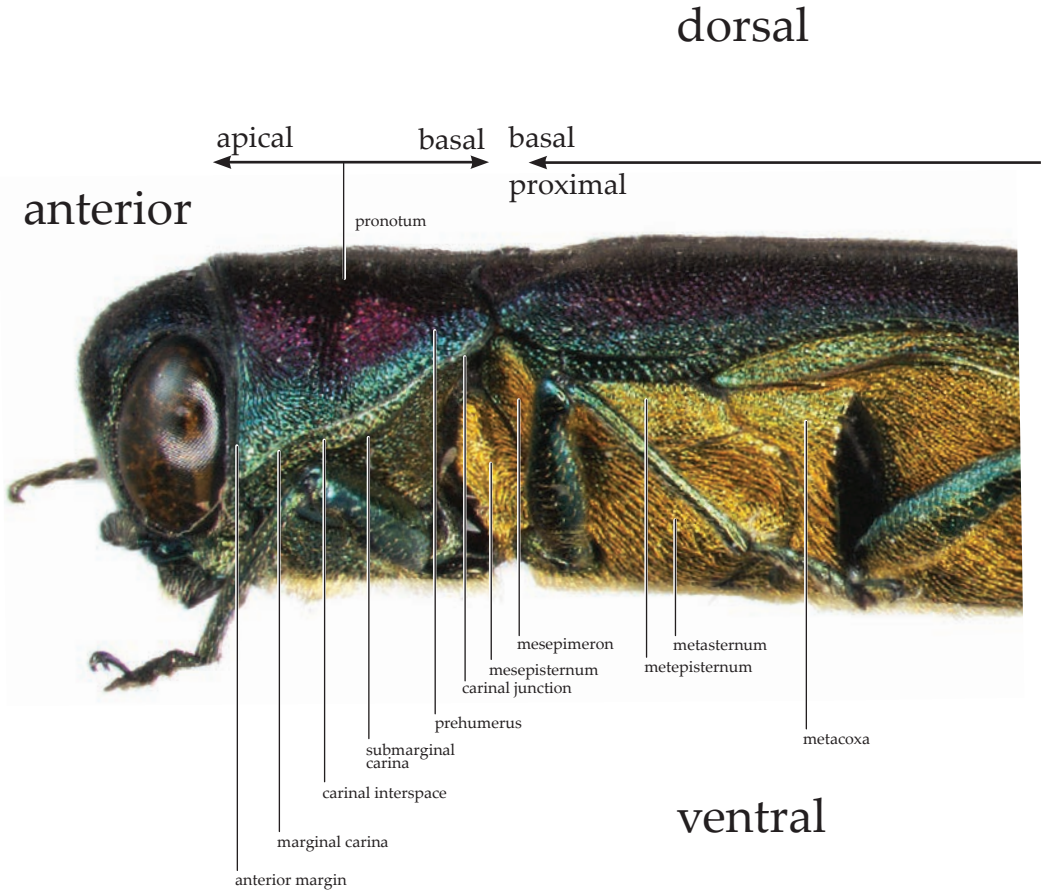


Figure 4. *Agrilus crepuscularis*: lateral view.

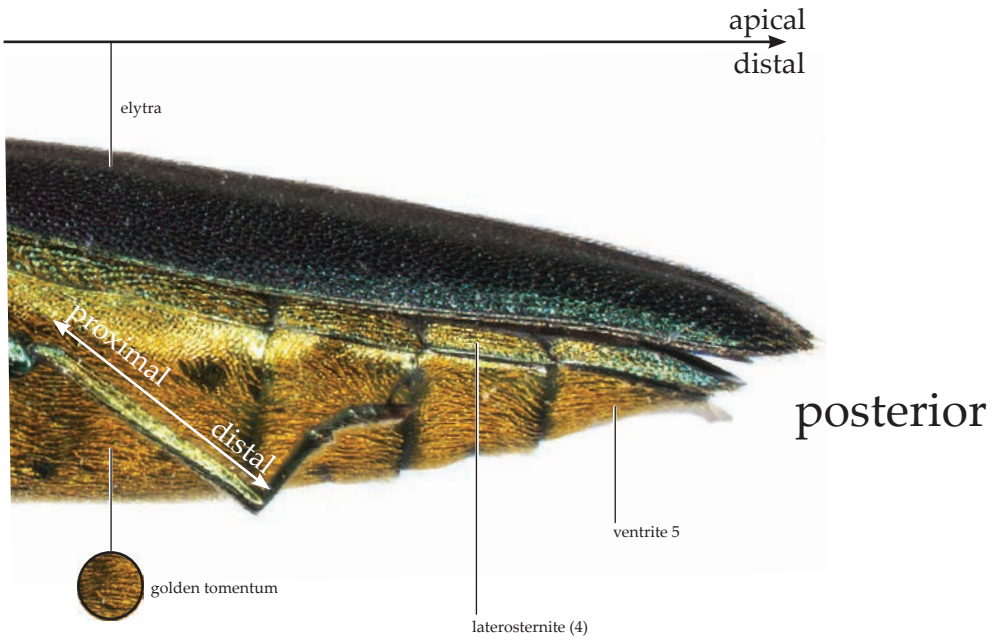


Figure 4. *Agrilus crepuscularis*: lateral view (continued).

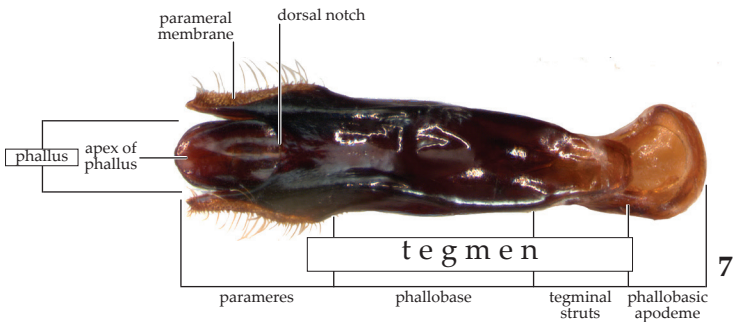
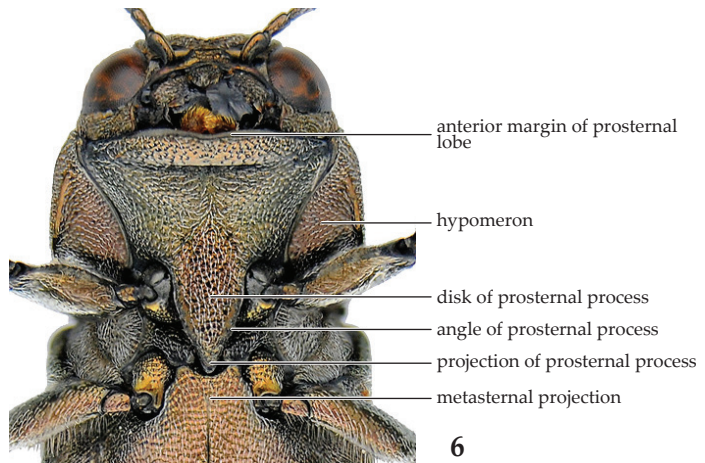




Figure 5. *Agrilus hewitti*: dorsal view of head pronotum, scutellum, and base of elytra; Figure 6. *Agrilus cyaneoniger*: ventral view; head, prosternum, meso- and metasternum; Figure 7. *Agrilus coreanus*, dorsal view of aedeagus.



Figure 8. *Agrilus planipennis* instar IV larva: dorsal view.


Abdominal segments trapezoidal



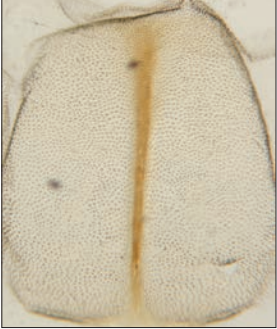
Pronotal groove posteriorly bifurcated



Smooth area not bordering prosternal groove



Prosternal groove entire, not bifurcated





Terminal processes long, cylindrical and narrow, with few setae & subdivisions (ledges) present on internal margin of terminal processes



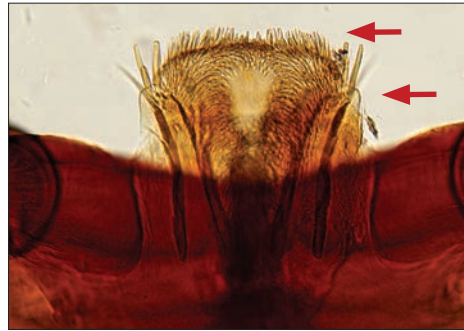
vs



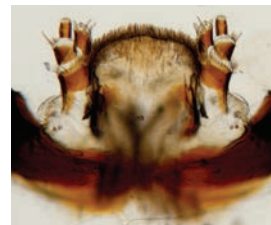
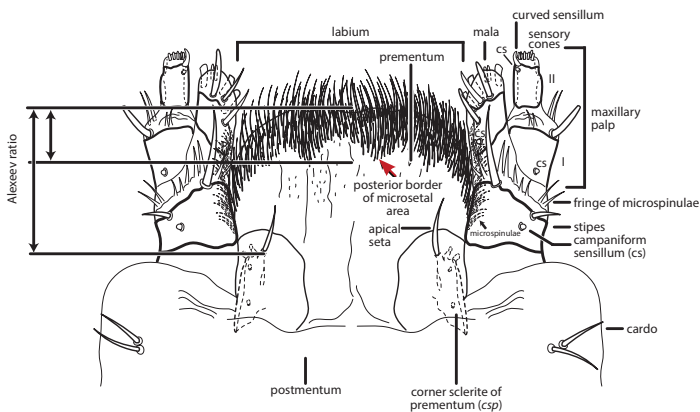
Labrum uniformly rounded & anterior margin of labrum glabrous



vs



Posterior contour of microsetal area of labium jagged (zigzag; Alexeev ratio 1/3; & presence of microspinulae subapically on the mala and internal surface of stipes and cardo








# **Key to species included in the identification guide**

## Key to species included in the identification guide

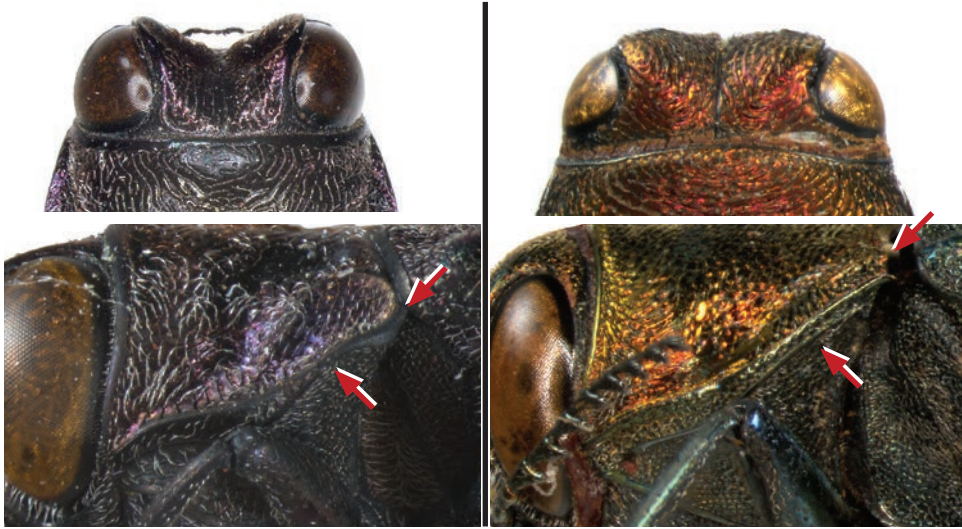
1. Scutellum small (obsolete), usually without transverse carina, disk impressed ...22  
 - Scutellum medium to large, with transverse carina, disk not impressed .....2



2. Scutellar projection equal to or shorter than length of scutellum; elytra feeble tapering apically, apices without spines; ventrites and/or laterosternites without bright, golden tomentum .....3  
 - Scutellar projection large, approximately as long as scutellar length or larger; elytra markedly tapering apically, apices with or without spine; ventrites and/or laterosternites usually with bright, golden tomentum .....7



3. Body large and robust; eyes large; frons deeply impressed medially; marginal and submarginal carina convergent, junction present; posterior end of prehumeral joining posterior pronotal angle.....4 (*Agrilus hewitti* group)  
 - Body large; eyes moderate to large; head and pronotum metallic red to cupreous-red; frons medially weakly to moderately impressed; marginal and submarginal carina subparallel, convergence absent, junction absent; posterior end of prehumeral joining posterior pronotal margin.....5 (*Agrilus sinensis* group)



4. Body color metallic purple; white tomentum present on pronotum, elytra proximally and distally, on laterosternites, and pro-, meso-, and metasternum; aedeagus produced laterally .....*Agrilus hewitti* Kerremans  
 - Body color metallic blue turning purple apically; narrow strip of white tomentum on elytra directly opposite scutellum, on laterosternites, and patches ventrally; tegmen of aedeagus weakly produced laterad, phallus wide, apex pointed .....*Agrilus daillieri* Baudon





5. Anterior pronotal lobe obvious, subangulate (almost triangular); elytra black; aedeagus moderately sized, apex of phallus pointed.....*Agrilus coreanus* Obenberger  
 - Anterior pronotal lobe moderate, rounded; elytra bluish-green or black; aedeagus robust, dorsally enlarged, apex of phallus concave.....6



6. Elytra bluish-green.....*Agrilus sinensis splendidicollis* Fairmaire  
 - Elytra black.....*Agrilus sinensis sinensis* Thomson



7. Abdominal ventrites with bright, golden tomentum; eyes not markedly protruding..... 17 (*Agrilus piliventris* group)  
 - Abdominal ventrites with or without tomentose patches; eyes markedly protruding.....8 (*Agrilus ascanius* group)




8. Abdominal ventrites completely or partially covered with golden tomentum; body variously colored.....9  
 - Abdominal ventrites without golden tomentum; body color metallic blue .....  
 ..... *Agrilus sapphirinus* Jendek & Chamorro



9. Laterosternites completely covered with golden tomentum.....10  
 - Laterosternites with patches of golden tomentum .....13



10. Frons red, pronotum and elytral bases metallic green becoming blue apically; pronotal margins straight; scutellum entirely black; ventrite 3 with golden tomentum laterally ..... *Agrilus seramensis* Jendek & Chamorro  
 - Dorsally not tricolored as above (red, green, blue); pronotal margins arcuate; scutellum not entirely black; ventrite 3 without golden tomentum laterally.....11



11. Pronotal disk metallic green; scutellar projection not impressed ..... *Agrilus cuprifrons* Deyrolle  
 - Pronotal disk metallic red or reddish-orange; scutellar projection impressed.....12




12. Elytra metallic green; small to medium-sized (approximately 7 mm); abdomen unicolored ..... *Agrilus mcgregori* Fisher  
 - Elytra black with metallic purple luster apically; medium-sized; abdomen metallic green proximally, metallic purple distally ..... *Agrilus ascanius* Deyrolle






13. Medium-sized; elytral apices unispinose .....14  
 - Small to medium-sized (approximately 7 mm); elytral apices lacking spines, golden tomentum on humeral depressions.....*Agrilus validus* Deyrolle




14. Tomentose spots on elytra (spots rarely rubbed off) .....15  
 - Tomentose spots absent from elytra .....16



15. One pair of tomentose spots on each elytron: medially and subapically (4 in total on elytra); pronotum lacking lateral golden tomentum.....*Agrilus viridissimus* Cobos  
 - One pair or a single tomentose spot on each elytron: (2 or 4 in total on elytra); pronotum with lateral golden tomentum.....*Agrilus opulentus* Kerremans



16. Pronotal disk metallic green; elytra metallic blue; proximal golden tomentum on laterosternites reduced .....*Agrilus woodlarkianus* Kerremans  
 - Pronotal disk metallic reddish-orange; elytra black becoming purple apically; proximal golden tomentum on laterosternites large, reaching anterior narrowed section...  
 .....*Agrilus maculiventris* Deyrolle



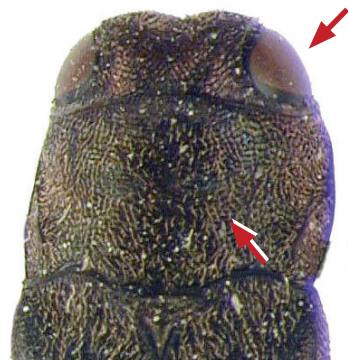

17. Pronotum metallic violet-red .....18  
 - Pronotum variously colored: metallic copper, olive green with blue or gold, black...19



18. Elytra not same color as pronotum, instead black with metallic greenish-yellow apex; pronotal margins arcuate ..... *Agrilus piliventris* Deyrolle  
 - Elytra same color as pronotum, metallic violet-red; pronotal margins entire.....  
 ..... *Agrilus ostrinus* Kerremans




19. Size small to moderate (less than 9 mm); eyes slightly bulging beyond head margin; tomentum on pronotum absent or if present located mesolaterally .....20  
 - Size moderate (greater than 10 mm); eyes not bulging beyond head margin; tomentum on pronotum present.....21







20. Color dorsally and ventrally metallic copper; pronotal lateral margin weakly arcuate; elytra with proximal and distal perisutural golden tomentum .....  
 .....*Agrilus pseudostrinus* Jendek  
 - Color dorsally metallic olive green-blue, ventrally metallic green; pronotal lateral margin arcuate; elytra with scattered pubescence .....*Agrilus spineus* Jendek & Chamorro




21. Color black; elytra with proximal and distal golden tomentum .....  
 .....*Agrilus ampliatus* Kerremans  
 - Color dorsally metallic olive green; elytra with golden tomentum in humeral depression and as a pair of tomentose patches on elytral sutural margin approximately ¼ from apex.....*Agrilus maculipennis* Kerremans




22. Abdominal ventrites with bright, golden tomentum, may also be present on laterosternites .....23  
 - Abdominal ventrites without bright, golden tomentum .....29




23. Color dorsally mostly metallic violet-red; abdominal ventrites covered entirely with golden tomentum; pronotum transverse, posterior pronotal and elytral humeral angles continuous (i.e. pronotal sides not markedly arcuate).....  
 .....*Agrilus crepuscularis* Jendek & Chamorro  
 - Color dorsally generally black or blue; abdominal ventrites with golden tomentum laterad; posterior pronotal and elytral humeral angles not continuous (i.e. pronotal sides arcuate to markedly arcuate).....24



24. Color dorsally black to dark blue; elytra lacking golden tomentose spots .....25  
 - Color dorsally blue, violet, or black; if black, elytra with 4 golden tomentose spots (2 on each elytron).....27



25. Frons with pronounced medial impression; eyes protruding beyond head outline; sides of pronotum with or without golden tomentose patches .....26  
 - Frons with weak medial impression; eyes not protruding beyond head outline; sides of pronotum with white tomentose patches; apex of phallus cuspidate .....  
 ..... *Agrilus lafertei* Kerremans




26. Sides of pronotum with golden tomentose patches..... *Agrilus qinling* Jendek  
 -Sides of pronotum with white tomentose patches .....*Agrilus agnatus* Kerremans





27. Frons not greatly protruding beyond head outline (or eye margin); elytra without golden tomentose spots, apically with or without white tomentum .....28  
 - Frons greatly protruding beyond head outline (or eye margin); elytra with 4 golden tomentose spots (2 on each elytron), perisuture apically with patches of white tomentum..... *Agrilus bifoveolatus* Kerremans




28. Body metallic blue; sides of pronotum without bright, golden tomentum, prehumeral filamentary; elytra subapically with white perisutural tomentum .....  
 .....*Agrilus auristernum* Obenberger  
 - Body black; sides of pronotum with bright, golden tomentum (female), prehumeral absent; elytra subapically without white perisutural tomentum .....  
 .....*Agrilus rubensteini* Chamorro & Jendek




29. Body slender and elongate (pronotal:elytral ratio greater than 4.5:1); color of males metallic blue-green to cupreous, females may or may not be metallic violet; pronotal marginal carina terminating before anterior (pronotal) angle; females with golden tomentum on pronotum.....30  
 - Body broad, not greatly elongate (pronotal:elytral ration less than 4:1); color of elytra metallic green or black; pronotal marginal carina terminating at anterior (pronotal) angle; females without golden pronotal tomentum .....31




30. Elytral apices greatly extending beyond the abdomen, approximately by length of last ventrite; tegmina of aedeagus with sides before apex weakly produced laterad, apex of phallus deltoid; females with orange tomentum on almost entire dorsum of pronotum..... *Agrilus lubopetri* Jendek  
 - Elytral apices extending slightly beyond the abdomen, less than length of ventrite 5; tegmina of aedeagus with sides subapically widened; apex of phallus deltoid; females metallic violet with orange setae on the sides of the pronotum, not covering entire dorsum of pronotum .....*Agrilus pseudolubopetri* Jendek & Chamorro








31. Color of elytra metallic green rarely violet or cupreous; pronotum transverse and trapezoidal; prehumeral well developed; pronotal intercarinal space broadest medially; pygidium bearing apical spine.....32  
 - Color of elytra black to bluish-black; pronotum transverse with lateral margins arcuate; prehumeral carina absent; pronotal carinal interspace broadest anteriorly; pygidium without apical spine..... *Agrilus cyaneoniger* Saunders



32. Subapex of elytra with a pair of white tomentose spots near perisuture .....  
..... *Agrilus tomentipennis* Jendek & Chamorro  
- Elytra lacking pair of white tomentose spots ..... *Agrilus planipennis* Fairmaire







*Agrilus ascanius* group

*Agrilus ascanius* Deyrolle, 1864





**Diagnosis**

Body broad, size medium. Color of pronotal disk metallic red with yellow-orange sides; elytra black turning metallic purple apically; golden tomentum covering laterosternites, metepisternites, and metacoxae laterally. Eyes markedly protruding beyond head outline. Frons metallic red with medial vertical impression and produced anterad. Anterior margin of pronotum slightly narrower than posterior, lateral margin arcuate. Prehumeri carinal, anterior end close to pronotal marginal carinae and terminating distally beyond middle of pronotum. Scutellum rectangular, size roughly 1/3 width of base of pronotum; transverse scutellar carina present; disk not impressed; scutellar projection equal to or longer than disk length, impressed. Elytral apices unispinate. Ventrites without golden tomentose patches.

**Similar species:** *Agrilus seramensis* has head and pronotal sides metallic red, green pronotal disk and elytral bases apically becoming blue; scutellum black; ventrite 3 and laterosternites with lateral golden tomentose spots; pronotal lateral margin straight. *Agrilus cuprifrons* has a metallic green pronotum and golden tomentum mesolaterally.

**Size:** 9.8 mm

**Distribution:** Indonesia: Maluku.

**Altitude range:** Unknown.

**Host plants:** Unknown.

**Similar species:**

*Agrilus seramensis* JENDEK & CHAMORRO; *A. cuprifrons* DEYROLLE.



*Agrilus cuprifrons* Deyrolle, 1864

---



**Diagnosis**

Body broad, size medium. Pronotum metallic green and black elytra becoming metallic reddish-purple apically, golden tomentum mesolaterally on pronotum and completely covering laterosternites. Eyes markedly protruding beyond head outline. Frons with medial vertical impression and produced anterad. Anterior margin of pronotum slightly narrower than posterior, anterior pronotal lobe obvious. Prehumeri carinal, anterior end close to paired pronotal marginal carina and terminating distally beyond middle of pronotum. Scutellum width roughly 1/3 width of base of pronotum; transverse scutellar carina present; disk not impressed; scutellar projection equal to or longer than disk length. Elytral apices acutely unispinate.

**Similar species:** *Agrilus ascanius* has a metallic red pronotum with yellow-orange sides and black elytra; frons is less produced anterad. *Agrilus seramensis* has frons and pronotal sides metallic red, green pronotal disk and elytral bases turning metallic blue apically; lacks golden tomentum on pronotum; scutellum black, impressed distal from carina; pronotal lateral margins straight; laterosternite margins bisinuate. *Agrilus mcgregori* is small to medium-sized; has metallic red pronotum with yellow-green sides and elytra metallic dark green; prehumeri are narrower; scutellum beyond carina is slightly impressed.

**Size:** 10 mm

**Distribution:** Indonesia: Sulawesi.

**Altitude range:** Unknown.

**Host plants:** Unknown.

**Similar species:**

*Agrilus ascanius* DEYROLLE;  
*A. seramensis* JENDEK &  
CHAMORRO; *A. mcgregori* FISHER.



*Agrilus maculiventris* Deyrolle, 1864

---



**Diagnosis**

Body robust, size medium. Pronotum metallic reddish-orange and elytra black with purple luster, golden tomentose patches on laterosternites. Eyes markedly protruding beyond head outline. Frons metallic red with medial vertical impression and produced anterad. Anterior margin of pronotum narrower than posterior, lateral margins straight. Pre-humeri narrow, carinal, anterior end close to pronotal marginal carina and terminating distally beyond middle of pronotum. Scutellum width roughly 1/3 width of base of pronotum; transverse scutellar carina present; disk not impressed; scutellar projection large, equal to or longer than disk length, impressed. Elytral apices unispinate.

**Similar species:** *Agrilus woodlarkianus* has smaller proximal tomentose patches on laterosternites; has metallic green pronotal disk and blue elytra turning violet apically. *Agrilus opulentus* has a pair of subapical tomentose spots on the elytra. *Agrilus viridissimus* has a green pronotum and each elytron usually with medial and subapical tomentose spots (4 total on elytra).

**Size:** 11 mm

**Distribution:** Indonesia: Maluku; Malaysia: Sarawak.

**Altitude range:** Unknown.

**Host plants:** Unknown.

**Similar species:**

*Agrilus opulentus* KERREMANS;


*A. woodlarkianus* KERREMANS;

*A. viridissimus* COBOS.





*Agrilus mcgregori* Fisher, 1926



**Diagnosis**

Body broad, size small to medium. Color of pronotal disk metallic cupreous-red, sides yellowish-green, elytra metallic dark green; golden tomentum on paired pronotal lateral depressions, laterosternites, metepisternites, and metacoxae laterally. Eyes markedly protruding beyond head outline. Frons produced anterad. Anterior margin of pronotum slightly narrower than posterior, lateral margins markedly arcuate, anterior lobe obvious. Prehumeri narrow, carinal, anterior end near paired pronotal marginal carinae and terminating distally beyond middle of pronotum, carinal interspaces broadening anteriorly. Scutellum width roughly 1/3 width of base of pronotum; transverse scutellar carina present; disk not impressed; scutellar projection shorter than disk length, impressed. Elytral apices unispinate.

**Similar species:** *Agrilus ascanius* has a metallic red pronotum with yellow-orange sides and black elytra. *Agrilus cuprifrons* has a metallic green pronotum and black elytra becoming metallic reddish-violet apically. Both these species are larger, elytra ~3.5 times pronotal height.

**Size:** 7–7.5 mm

**Distribution:** Philippines: Visayas islands.

**Altitude range:** Unknown.

**Host plants:** Unknown.

**Similar species:**

*Agrilus ascanius* DEYROLLE;

*Agrilus cuprifrons* DEYROLLE.



*Agrilus opulentus* Kerremans, 1900

---



**Diagnosis**

Body robust, size medium. Frons metallic red, metallic green pronotum and elytra with purple luster, golden tomentose patches on laterosternites, laterally on pronotum, on mes- and metepisternites, mesepimera, and laterally on metacoxae. Eyes markedly protruding beyond head outline. Frons with medial vertical impression and produced anterad. Anterior margin of pronotum narrower than posterior, lateral margins straight, anterior lobe moderate. Prehumeri narrow, carinal, anterior end close to pronotal marginal carinae and terminating distally beyond middle of pronotum. Scutellum width roughly 1/3 width of base of pronotum; transverse scutellar carina present; disk not impressed; scutellar projection broad, equal to or longer than disk length, impressed. Elytral apices unispinate.

**Similar species:** *Agrilus maculiventris* has larger proximal tomentose patches on laterosternites; pronotal disk metallic red and elytra black. *Agrilus opulentus* has a pair of subapical tomentose spots on the elytra. *Agrilus viridissimus* has a medial and a subapical pair of tomentose spots on the elytra.

**Size:** 10–11.5 mm

**Distribution:** Papua New Guinea. Solomon Islands.

**Altitude range:** 10.0–1400 m.

**Host plants:** *Eucalyptus deglupta*; *Terminalia brassii*; *Elaeocarpus*: CURLETTI, 2006.

**Similar species:**

*Agrilus maculiventris* DEYROLLE;  
*A. woodlarkianus* KERREMANS.





*Agrilus sapphirinus* Jendek & Chamorro, 2012





**Diagnosis**

Body broad, size medium. Body color entirely metallic blue, golden tomenta absent. Eyes markedly protruding beyond head outline. Frons with medial vertical impression. Anterior margin of pronotum slightly narrower than posterior, lateral margin slightly sinuate; marginal and submarginal interspace narrow; junction strongly convergent. Prosternal process dilated, angles acute. Prehumeri filamentary, anterior end distant from pronotal marginal carinae. Scutellum width roughly 1/3 width of base of pronotum; transverse scutellar carina present; disk not impressed; scutellar projection almost as long as disk length, black, impressed. Elytral apices unispinate.

**Similar species:** This species is distinct due to its bright metallic blue color, lack of golden tomentum, more or less sinuate pronotal margin and rectangular posterior angle, and dilated prosternal process with acute angles. It is similar to *Agrilus ascanius* and other related species based on the presence of elytral apical spines, bulging eyes and overall appearance.

**Size:** 10.5 mm


**Distribution:** Laos.

**Altitude range:** Unknown.

**Host plants:** Unknown.


**Similar species:**

*Agrilus ascanius* DEYROLLE.



*Agrilus seramensis* Jendek & Chamorro, 2012

---



**Diagnosis**

Body broad, size medium to large. Frons and pronotal sides metallic red, green pronotal disk and elytral bases becoming metallic blue apically, golden tomentum on laterosternites, metepisternites, metacoxae, and laterally on ventrite 3. Eyes markedly protruding beyond head outline. Frons with medial vertical impression and produced anterad. Anterior margin of pronotum slightly narrower than posterior. Prehumeri carinal, anterior end close to pronotal marginal carinae and terminating distally beyond middle of pronotum. Laterosternite margins sinuate. Scutellum black, width roughly 1/3 width of base of pronotum; transverse scutellar carina present; disk not impressed; scutellar projection as long as disk length, impressed. Elytral apices strongly unispinate. **Similar species:** *Agrilus ascanius* has a metallic red pronotum with yellow-orange sides and black elytra; frons is weakly produced anterad; pronotal margin arcuate. *Agrilus cuprifrons* has a metallic green pronotum and black elytra becoming metallic reddish-purple apically, golden tomentum present mesolaterally on pronotum.

**Size:** 8.0–11.5mm**Distribution:** Indonesia: Maluku.**Altitude range:** Unknown.**Host plants:** Unknown.**Similar species:***Agrilus ascanius* DEYROLLE; *A. cuprifrons* DEYROLLE.



*Agrilus validus* Deyrolle, 1864



**Diagnosis**

Body slender, size small to medium. Pronotal disk and elytra metallic cupreous-green, pronotal sides yellowish-green, patches of golden tomentum on laterosternites, laterally on pronotum, humeral depressions, pair of spots on mesosternites, and metacoxae laterally. Eyes markedly protruding beyond head outline. Frons metallic red with medial vertical impression and produced anterad. Anterior margin of pronotum slightly narrower than posterior, lateral margins arcuate. Prehumeri carinal, anterior end close to pronotal marginal carinae and terminating distally beyond middle of pronotum. Scutellum width roughly 1/3 width of base of pronotum; transverse scutellar carina present; disk not impressed; scutellar projection narrow, shorter than disk length. Elytral apices separately arcuate, without spines.

**Similar species:** *Agrilus woodlarkianus* is usually larger, has unispinate elytral apices; metallic green-blue pronotal disk; purple-blue elytra; straight pronotal margins; broad, impressed scutellar projection; and ventrite 3 with golden tomentose patches laterally.

**Size:** 8–8.4 mm

**Distribution:** Indonesia: Sulawesi.

**Altitude range:** Unknown.

**Host plants:** Unknown.

**Similar species:**


*Agrilus woodlarkianus*

KERREMANS.





*Agrilus viridissimus* Cobos, 1964



**Diagnosis**

Body robust, size medium. Pronotum metallic green and elytra cupreous-green, golden tomentose patches on laterosternites and a medial and subapical pair of tomentose spots on elytra (total of 4 spots). Eyes markedly protruding beyond head outline. Frons metallic red with medial vertical impression and produced anterad. Anterior margin of pronotum narrower than posterior, lateral margins straight. Prehumeri narrow, carinal, anterior end close to pronotal marginal carinae and terminating distally beyond middle of pronotum. Scutellum length roughly 1/3 length of base of pronotum; transverse scutellar carina present; disk not impressed; scutellar projection broad, as long as disk length, impressed. Elytral apices unispinate.


**Similar species:** *Agrilus woodlarkianus* has smaller proximal tomentose patches on laterosternites; has a metallic green pronotal disk and blue elytra. *Agrilus opulentus* has a pair of subapical tomentose spots on the elytra. *Agrilus maculiventris* lacks elytral tomentose spots and has a reddish-orange pronotal disk.

**Size:** 9–12 mm

**Distribution:** Papua New Guinea.

**Host plants:** *Terminalia catappa*: CURLETTI, 2006.

**Similar species:** *Agrilus maculiventris* DEYROLLE; *A. opulentus* KERREMANS; *A. woodlarkianus* KERREMANS.



*Agrilus woodlarkianus* Kerremans, 1900

---





**Diagnosis**

Body robust, size medium. Pronotal disk metallic green, reddish-purple-blue pronotal sides and elytra, golden tomentose patches on laterosternites, mesepisternites, mesepimera, metepisternites, and laterally on pronotum, metacoxae and ventrite 3. Eyes markedly protruding beyond head outline. Frons metallic red with medial vertical impression and produced anterad. Anterior margin of pronotum narrower than posterior, lateral margins straight. Prehumeri narrow, carinal, anterior end close to pronotal marginal carina and terminating distally beyond middle of pronotum. Scutellum width roughly 1/3 width of base of pronotum; transverse scutellar carina present; disk not impressed; scutellar projection as long as disk length, impressed. Elytral apices unispinate. Laterosternite margins sinuate.

**Similar species:** *Agrilus maculiventris* has larger proximal tomentose patches on laterosternites; metallic reddish pronotal disk and black elytra. *Agrilus opulentus* has a pair of subapical tomentose spots on the elytra. *Agrilus viridissimus* has a medial and a subapical pair of tomentose spots on the elytra.

**Size:** 10.2–11 mm

**Distribution:** Papua New Guinea; Australia: Queensland.

**Altitude range:** Unknown.


**Host plants:** Unknown.

**Similar species:**

*Agrilus maculiventris* DEYROLLE;

*A. opulentus* KERREMANS; *A.*

*viridissimus* COBOS.









*Agrilus cyaneoniger* group

*Agrilus agnatus* Kerremans, 1992



**Diagnosis**

Body slender, size large. Dorsally metallic dark-blue; laterosternites and ventral sides of abdomen with golden tomentum. Frons with well-developed medial impression (medial carina distinct). Eyes protruding beyond head outline. Pronotum widest medially, lateral impressions with narrow patches of whitish pubescence; lateral margins evenly rounded anteriorly and posteriorly; marginal and submarginal carinae convergent; interspace broadening anteriorly (towards head); prehumeral absent. Scutellum very small, triangular. Elytral apices narrowly arcuately-acuminate with patches of white setae near midline. Aedeagus: tegmen widest proximal to dorsal notch; phallus narrow, apex acuminate.

**Similar species:** *Agrilus lafertei* has a weak medial frontal impression and the eyes do not protrude beyond the head outline. *Agrilus qinling* has elytral apices widely subarcuate and pronotal lateral impressions have golden tomentose setal patches. Aedeagi are distinct.

**Size:** 10–13 mm

**Distribution:** China:


Guizhou, Yunnan; Laos;  
Myanmar; Thailand; Vietnam.

**Altitude range:** 800–2500m.


**Host plants:** Unknown.

**Similar species:**

*Agrilus lafertei* KERREMANS; *A. qinling* JENDEK.



*Agrilus auristernum* Obenberger, 1924





**Diagnosis**

Body slender, size large. Dorsally sapphire-green; laterosternites and ventral sides of abdomen with golden tomentum. Frons with weak medial impression. Eyes not protruding beyond head outline. Pronotum widest medially, glabrous; lateral margins evenly arcuate; marginal and submarginal carinae convergent; interspace broadening anteriorly (towards head); prehumeral filamentary, hair-like, narrowly convergent with pronotal margin beyond middle of pronotum. Scutellum very small, triangular. Elytra with pair of adsutural, whitish, tomentose spots in apical third; elytral apices narrowly arcuate, extending beyond the abdomen, less than length of ventrite 5. Aedeagus: male unknown.

**Similar species:** *Agrilus agnatus* and *A. qinling* are darker, have tomentum on pronotum, lack prehumeral and tomentum on elytra.

**Size:** 10–13 mm

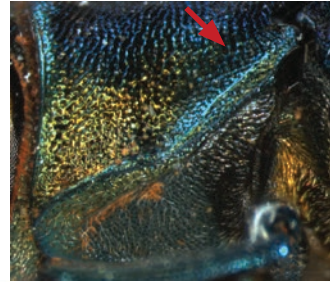
**Distribution:** China: Yunnan.

**Altitude range:** 800–2500m.

**Host plants:** *Quercus*.


**Similar species:**

*Agrilus agnatus* KERREMANS; *A. qinling* JENDEK.





*Agrilus bifoveolatus* Kerremans, 1895



**Diagnosis**

Body slender, size large. Dorsally metallic dark-blue-violet; laterosternites and ventral sides of abdomen with golden tomentose patches. Frons with well-developed medial impression and vertex strongly extended. Eyes protruding beyond head outline. Pronotum widest in anterior third, lateral impressions with narrow patches of golden tomentum; lateral margins narrowing posteriorly; marginal and submarginal carinae convergent; interspace broadening anteriorly (towards head); prehumeral absent. Scutellum very small, triangular. Elytra with 2 pairs of golden tomentose spots (may be rubbed off in some specimens); elytral apices widely subarcuate with patches of white setae near midline. Aedeagus: tegmen narrowing anterad of dorsal notch; phallus narrow, apex obtuse.

**Similar species:** *Agrilus qinling* has a vertex that is not strongly extended; the lateral margins of the pronotum are widest towards the middle and lacks 2 pairs of tomentose spots on the elytra.

**Size:** 11.2 mm



**Distribution:** India: Meghalaya; Sikkim; West Bengal. Nepal: Kosi zone.

**Altitude range:** 500–1750m.


**Host plants:** Unknown.

**Similar species:**

*Agrilus qinling* JENDEK.



*Agrilus crepuscularis* Jendek & Chamorro, 2012





**Diagnosis**

Body slender. size large. Dorsum metallic uchsia-violet-blue with aqua lateral edge on pronotum; venter with golden tomentum. Eyes protruding from head outline. Frons markedly convex, with medial impression. Pronotum widest medially, sides arcuate, anterior margin narrower than posterior; disk with anterior and posterior impressions; marginal and submarginal carinae convergent, marginal carina joining anterior pronotal margin; interspace broadest medially; prehumeral absent. Scutellum small, rectangular. Pygidium not extended into spine. Elytra glabrous, apices arcuate, margin finely denticulate. Hind tibiae with posterior margin entire. Aedeagus: tegmen subparallel, dorsal notch medial, located nearly at middle of tegmen; phallic apex acute.

**Similar species:** *Agrilus planipennis* and *A. tomentipennis* are larger, the scutellum is triangular to subrectangular, the medial frontal impression is well developed, the prehumeral carinae are prominent, and the venter is largely glabrous and never with golden tomentum.

**Size:** 10 mm

**Distribution:** Malaysia.

**Altitude range:** 50 m.



**Host plants:** Unknown.

**Similar species:**

*Agrilus planipennis* FAIRMAIRE;

*A. tomentipennis* JENDEK &

CHAMORRO.





*Agrilus cyaneoniger* Saunders, 1873



**Diagnosis**

Body slender, size large. Elytra black, pronotum black with violet-blue sides or golden, golden-green, golden-orange, or bronze. Frons with well-developed medial impression. Pronotum widest medially, sides evenly arcuate; disk with anterior and posterior impressions; marginal and submarginal carinae convergent, joining the anterior pronotal margin; interspace broadening anteriorly (towards head); prehumeri absent. Scutellum very small, triangular, usually sunken. Elytral apices broadly, regularly arcuate, margin finely denticulate. Aedeagus: tegmen subparallel, dorsal notch proximal, located at middle of tegmen; apex of phallus acute.

**Similar species:** *Agrilus planipennis* is emerald, it has a pygidial spine, a highly sinuate posterior margin of the metatibiae, the carinal interspaces broadest medially and the prehumeri are tubercular to carinal. *Agrilus auristernum* is sapphire, prehumeri are filamentary, hairlike, and narrowly convergent with pronotal margin and reaching beyond middle of pronotal length, elytra with pair of adsutural whitish tomentum.

**Size:** 9.8–16.0 mm


**Distribution:** China. India: Jammu & Kashmir. Japan. North & South Korea. Russia: Amurskaya oblast', Primorskiy Krai. Vietnam.

**Altitude range:** 800–2500m.


**Host plants:** *Quercus acuta*; *Q. acutissima*; *Q. aliena*; *Q. dentata*; *Q. mongolica* var. *grosserrata*; *Q. mongolica*; *Q. myrsinaefolia*; *Q. serrata*; *Q. variabilis*.

**Similar species:**

*Agrilus planipennis* FAIRMAIRE;  
*A. auristernum* OBENBERGER.



*Agrilus lafertei* Kerremans, 1892





**Diagnosis**

Body slender, size large. Dorsally metallic dark-blue; laterosternites and sides of abdomen with golden tomenta. Frons with weak medial impression (medial carina not distinct). Eyes not protruding beyond head outline. Pronotum widest medially, sides evenly arcuate with white tomentose patches (visible dorsally, may be rubbed off); marginal and submarginal carinae convergent; interspaces broadening anteriorly (towards head); prehumeral absent. Scutellum very small, triangular. Elytral apices rounded with white tomentose patches near midline. Aedeagus: tegmen widest proximal to dorsal notch; phallus wide, apex cuspidate.

**Similar species:** *Agrilus agnatus* and *A. qinling* have a deeper, more pronounced central impression on the frons and the eyes in these two species protrude beyond the head outline. Phallus apex is not cuspidate, but acute.

**Size:** 12–12.5 mm


**Distribution:** Bhutan. India: Arunachal Pradesh; Uttar Pradesh. Nepal.

**Altitude range:** 1300–2700 m.

**Host plants:** Unknown.


**Similar species:**

*Agrilus agnatus* KERREMANS;  
*A. qinling* JENDEK.





*Agrilus lubopetri* Jendek, 2000



**Diagnosis**

Body slender, size large. Males and females are metallic blue and olivaceous-copper. Females have orange tomentum on almost entire dorsum of pronotum. Frons with well-developed medial impression. Pronotum widest medially, apical half subparallel, basally strongly arcuate; marginal and submarginal carinae convergent, neither joining the anterior pronotal margin; interspace narrow; prehumeral absent. Scutellum very small, triangular. Elytral apices broadly, regularly arcuate with white pubescence, elongate, extending beyond the abdomen approximately the entire length of ventrite 5, margin finely denticulate. Aedeagus: tegmen widest proximal to dorsal notch; apex of phallus deltoid.

**Similar species:** *Agrilus pseudolubopetri* has elytral apices extending slightly beyond the abdomen, less than length of ventrite 4. Aedeagus: tegmen widest at dorsal notch; apex of phallus acutely deltoid. Females are metallic violet with orange tomentum on the sides of the pronotum, not covering the entire dorsum of the pronotum; *Agrilus rubensteini* females have bright, golden tomentum on sides of pronotum; body color is bluish-black.

**Size:** 11–17 mm


**Distribution:** China: Yunnan.

Laos: Houaphan. Vietnam.


**Altitude range:** 900–2000m.

**Host plants:** Unknown.

**Similar species:** *Agrilus pseudolubopetri* JENDEK & CHAMORRO; *A. rubensteini* CHAMORRO & JENDEK.



*Agrilus planipennis* Fairmaire, 1888





**Diagnosis**

Body slender, size large. Emerald, cupreous pronotum and head and emerald elytra, or rarely violet-blue. Frons with medial impression. Pronotum widest medially, sides arcuate, anterior margin narrower than posterior; disk with anterior and posterior impressions; marginal and submarginal carinae convergent, marginal carina joining anterior pronotal margin; interspaces broadest medially; prehumeral carinal to tubercular, arcuate, extending to third of pronotal length. Scutellum very small, diamond-shaped. Pygidium extended into spine. Elytra glabrous, apices arcuate, margin finely denticulate. Hind tibiae with posterior margin highly sinuate. Aedeagus: tegmen widest submedially, dorsal notch distal, located 1/3 from tegmental apex; phallus wide, apex acute.

**Similar species:** *Agrilus tomentipennis* is slightly larger, has preapical white tomentum on the elytra, the scutellum is subrectangular, the prehumeral carinae are prominent, and the central frontal impression is deep. *Agrilus cyaneoniger* and *A. crepuscularis* lack a pygidial spine. *Agrilus s. sinensis* and *A. s. splendidicollis* have a large scutellum, lack a pygidial spine, and the pronotal marginal and submarginal carinae do not converge.



**Size:** 12–15 mm

**Distribution:** China; Japan; North Korea. South Korea; Mongolia; Russia: Khabarovskii kray; Primorskii kray. Introduced: Russia: 11 oblasts in the Central European part; USA and Canada.

**Altitude range:** 800–1000 m.

**Host plants:** *Fraxinus americana*; *F. chinensis*; *F. mandshurica*; *F. m. var. japonica*; *F. nigra*; *F. pennsylvanica*; *F. quadrangulata*; *F. rhyrhophylla*; *F. velutina*. [*Juglans sp.*; *Juglans mandshurica var. sieboldiana*; *Pterocarya sp.*; *Pterocarya rhoifolia*; *Ulmus sp.*; *U. davidiana var. japonica*?]

**Similar species:**


*Agrilus tomentipennis* JENDEK & CHAMORRO; *A. crepuscularis* JENDEK & CHAMORRO; *A. cyaneoniger* SAUNDERS; *A. sinensis* (BOTH SUBSPECIES).

Distribution as of May 2014





*Agrilus pseudolubopetri* Jendek & Chamorro, 2012



**Diagnosis**

Body slender, size large. Males are metallic blue and olivaceous-copper. Females are metallic violet with orange tomentum on sides of the pronotum, not covering the entire dorsum of the pronotum. Frons with well-developed medial impression. Pronotum widest medially, apical half subparallel, basally strongly arcuate; marginal and submarginal carinae convergent, neither joining the anterior pronotal margin; interspaces narrow. Scutellum very small, triangular. Elytral apices broadly, regularly arcuate, elongate, extending beyond the abdomen less than length of ventrite 5, margin finely denticulate, with white pubescence. Aedeagus: tegmen widest at dorsal notch; apex of phallus acutely deltoid.

**Similar species:** *Agrilus lubopetri* has elytral apices greatly extending beyond the abdomen by approximately the length of ventrite 5. Aedeagus: tegmen widest proximal to dorsal notch; apex of phallus deltoid. Females with orange tomentum on almost entire dorsum of pronotum.

**Size:** 14–18 mm

**Distribution:** Laos; China: Taiwan.

**Altitude range:** 1300–1900 m.


**Host plants:** Unknown.

**Similar species:**

*Agrilus lubopetri* JENDEK.



*Agrilus qinling* Jendek, 2000





**Diagnosis**

Body slender, size large. Dorsally metallic dark-blue; laterosternites and ventral sides of abdomen with golden pubescence. Frons with well-developed medial impression (medial carina distinct). Eyes protruding beyond outline of the head. Pronotum widest medially, lateral impressions with golden tomentose patches; lateral margins evenly rounded anteriorly and posteriorly; marginal and submarginal carinae convergent; carinal interspaces broadening anteriorly; prehumeral absent. Scutellum very small, triangular. Elytral apices widely subarcuate with white tomentose patches near midline. Aedeagus: tegmen widest proximal to dorsal notch; phallus wide, apex acute.

**Similar species:** *Agrilus lafertei* has a weak medial frontal impression and the eyes do not protrude beyond head outline. *Agrilus agnatus* has elytral apices narrowly arcuately-acuminate and pronotal lateral impressions with narrow patches of whitish tomentum. Phallus apex acute.

**Size:** 10.3–13.5 mm

**Distribution:** China: Shaanxi.


**Altitude range:** 1000–1300 m.

**Host plants:** Unknown.

**Similar species:**

*Agrilus agnatus* KERREMANS, 1892;

*A. lafertei* KERREMANS, 1892.





*Agrilus rubensteini* Chamorro & Jendek, 2014



**Diagnosis**

Body slender, size large. Female is metallic bluish-black with bright, golden tomentum on sides of pronotum. Frons with shallow medial impression. Pronotum widest medially, markedly arcuate; marginal and submarginal carinae convergent, neither joining the anterior pronotal margin; carinal interspaces narrow; prehumeral absent. Scutellum very small, subrectangular. Elytral apices separate, subangulate with white pubescence, margin obviously denticulate. Ventrites 3 and 4 with golden tomentose patches.

**Similar species:** *Agrilus pseudolubopetri* is metallic violet to cupreous, lacks golden abdominal tomentum, and females have orange tomentum laterad on the pronotum. *Agrilus lubopetri* is cupreous-green, the elytral apices extend beyond the abdomen by the length of the last ventrite; females have orange tomentum covering almost entire pronotum.

**Size:** 12 mm

**Distribution:** Philippines: Luzon.

**Altitude range:** 1000–1300m.

**Host plants:** Unknown.


**Similar species:**

*A. pseudolubopetri* JENDEK & CHAMORRO; *A. lubopetri* JENDEK



*Agrilus tomentipennis* Jendek & Chamorro, 2012

---





**Diagnosis**

Body slender, size large. Emerald to cupreous. Frons with well-developed medial impression. Pronotum widest medially, sides arcuate, anterior margin narrower than posterior; disk with anterior and posterior impressions; marginal and submarginal carinae convergent, marginal carina joining anterior pronotal margin; carinal interspaces broadest medially; prehumeral carinal, arcuate, extending to third of pronotal length. Scutellum very small, subrectangular. Pygidium extended into spine. Elytra with pair of white perisutural tomentose stripes and preapical tomentum, elytral apices arcuate, margin finely denticulate. Hind tibiae with posterior margin highly sinuate. Aedeagus: male unknown

**Similar species:** *Agrilus planipennis* lacks tomentum on the elytra. *A. s. sinensis* and *A. s. splendidicollis* have a large scutellum, lack a pygidial spine, and the pronotal marginal and submarginal carinae do not converge.

**Size:** 14.0–14.3 mm

**Distribution:** Laos; China: Taiwan


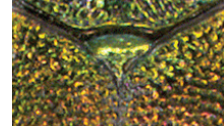
**Altitude range:** 1,000 m.

**Host plants:** Unknown.

**Similar species:**

*Agrilus planipennis* FAIRMAIRE;

*A. sinensis* (BOTH SUBSPECIES).









*Agrilus piliventris* group

*Agrilus ampliatus* Kerremans, 1900

---



**Diagnosis**

Body broad, size moderate. Dorsally black, golden pubescence on pronotum, elytra proximally and distally (ornamentally), and on abdomen and laterosternites (visible dorsally). Eyes not bulging beyond head outline. Frons with medial vertical impression. Anterior margin of pronotum narrower than posterior. Prehumeral carinal, anterior end close to pronotal marginal carina and terminating distally beyond middle of pronotum. Scutellum width roughly 1/3 width of base of pronotum; transverse scutellar carina present; disk not impressed; scutellar projection approximately as long as disk length. Elytral apices sharply unispinate.

**Similar species:** *Agrilus ostrinus* is metallic reddish-purple dorsally and bears copious golden tomentum ventrolaterally; prosternum and legs are metallic blue; elytra lack distinct tomentose patches and the elytral spines are small. *Agrilus maculipennis* is dorsally metallic olive green, ventrally green and gold, golden tomentum mesolaterally on pronotum, in humeral depressions, and as pair of tomentose patches on elytral sutural margin approximately 1/4 from apex.

**Size:** 9-10mm (from original description).

**Distribution:** Indonesia: Sumatra.

**Altitude range:** Unknown.

**Host plants:** Unknown.

**Similar species:**

*Agrilus ostrinus* KERREMANS;


*A. maculipennis* KERREMANS.





*Agrilus maculipennis* Kerremans, 1900

---



**Diagnosis**

Body broad, size moderate. Dorsally metallic olive green, ventrally green and gold, golden tomentum mesolaterally on pronotum, in humeral depressions, as a pair of tomentose patches on elytral sutural margin approximately 1/4 from apex, on abdomen and laterosternites (visible dorsally). Eyes not bulging beyond head outline. Frons with medial vertical impression. Anterior margin of pronotum narrower than posterior. Pronotum with carinal interspaces narrow. Prehumeri carinal, anterior end close to pronotal marginal carinae and terminating distally beyond middle of pronotum. Scutellum width roughly 1/3 width of base of pronotum; transverse scutellar carina present; disk not impressed; scutellar projection approximately as long as disk length. Elytral apices sharply unispinate.

**Similar species:** *Agrilus ostrinus* is dorsally metallic reddish-purple and bears copious golden tomentum ventrolaterally; prosternum and legs are metallic blue; elytra lack distinct tomentose patches and the elytral spines may be smaller. *Agrilus ampliatus* is black with ornamental (proximal and distal) golden pubescence.

**Size:** 8 mm (from original description).

**Distribution:** Indonesia: Sumatra.

**Altitude range:** Unknown.

**Host plants:** Unknown.


**Similar species:**

*Agrilus ostrinus* KERREMANS;

*A. ampliatus* KERREMANS.



*Agrilus ostrinus* Kerremans, 1892





**Diagnosis**

Body broad, size moderate to large. Dorsally metallic reddish-purple, abdomen ventrolaterally with copious golden tomentum visible also dorsally on laterosternites; prosternum and legs metallic blue. Eyes not bulging beyond head outline. Frons with medial vertical impression. Anterior margin of pronotum narrower than posterior. Pronotum with carinal interspaces narrow. Prehumeri carinal, anterior end close to pronotal marginal carinae and terminating distally beyond middle of pronotum. Scutellum width roughly 1/3 width of base of pronotum; transverse scutellar carina present; disk slightly impressed; scutellar projection less than disk length. Elytral apices weakly unispinate.

**Similar species:** *Agrilus piliventris* has a metallic reddish-purple pronotum and black elytra with metallic greenish-yellow apex; pronotal margins are more arcuate. *Agrilus ampliatus* is black with golden ornamental pubescence; elytral spines well-developed.

**Size:** 10–11.2 mm

**Distribution:** Laos: Louang Namtha. Myanmar.

**Altitude range:** 900–1200 m.

**Host plants:** Unknown.

**Similar species:**

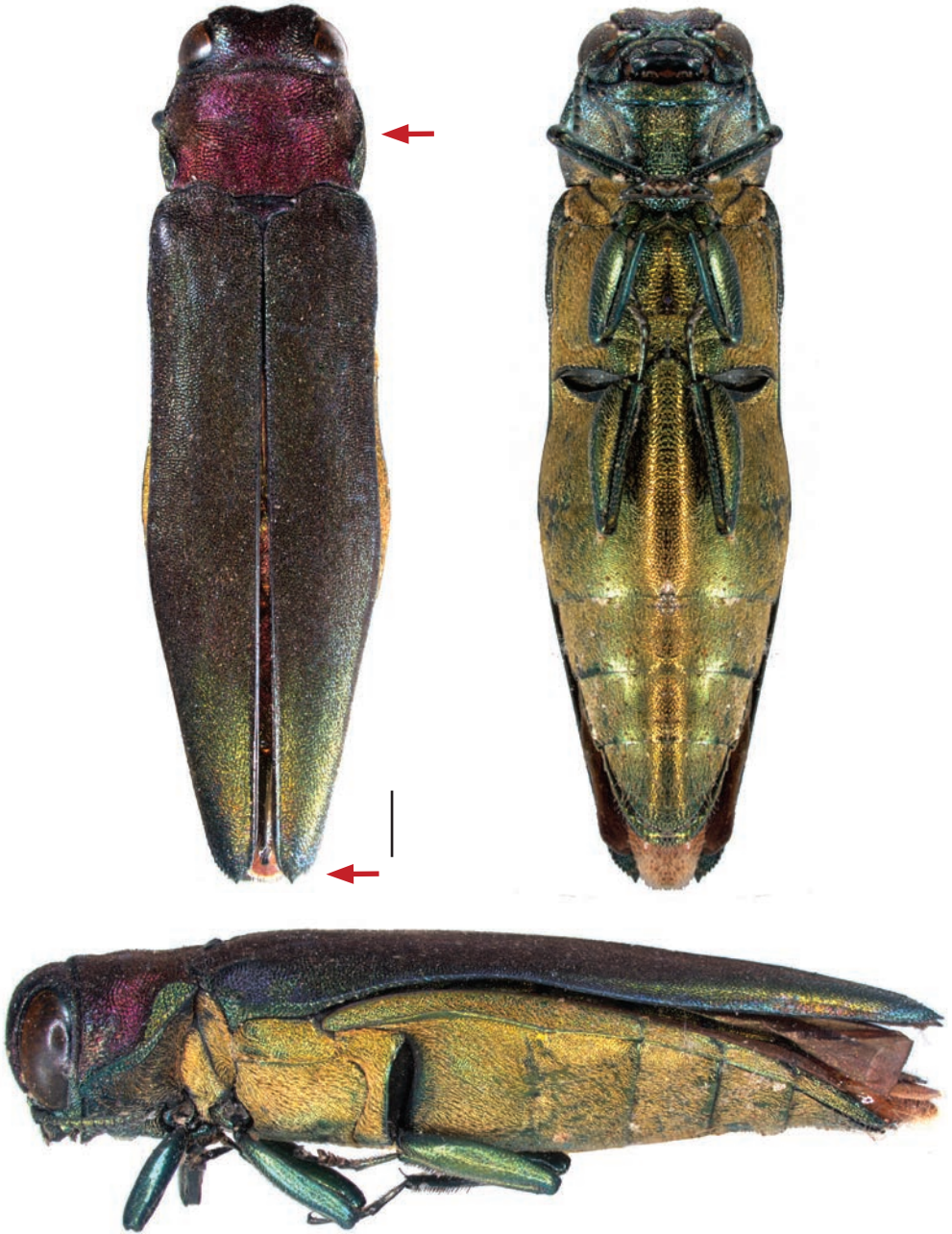
*Agrilus piliventris* DEYROLLE;

*A. ampliatus* KERREMANS.





*Agrilus piliventris* Deyrolle, 1864



**Diagnosis**

Body broad, size large. Pronotum metallic reddish-purple, elytra olive-black with metallic olive-yellow apex, abdomen ventrolaterally with copious golden tomentum also visible dorsally on laterosternites; prosternum and legs metallic blueish-green. Frons with medial vertical impression. Anterior margin of pronotum narrower than posterior. Pronotum with margins arcuate; carinal interspaces narrow. Prehumeri carinal, anterior end close to pronotal marginal carina and terminating distally beyond middle of pronotum. Scutellum width roughly 1/3 width of base of pronotum; transverse scutellar carina present; disk slightly impressed; scutellar projection less than disk length. Elytral apices weakly unispinate.

**Similar species:** *Agrilus ostrinus* is entirely purplish-red dorsally; pronotal margins are not arcuate, but rather entire.

**Size:** 12.2 mm


**Distribution:** Indonesia: Kalimantan; Sumatra. Malaysia: Malaysian Peninsular; Sabah; Sarawak.

**Altitude range:** Unknown.


**Host plants:** Unknown.

**Similar species:**

*Agrilus ostrinus* KERREMANS.



*Agrilus pseudostrinus* Jendek, 2000





**Diagnosis**

Body broad, size small to moderate. Metallic copper, golden pubescence on elytra perisuturally proximally and distally, on abdomen including laterosternites (visible dorsally). Eyes slightly bulging beyond head outline. Frons with medial vertical impression. Anterior margin of pronotum narrower than posterior; shape almost as wide as long. Pronotum with carinal interspaces broadening distally. Prehumeri carinal, anterior end close to pronotal marginal carinae and terminating distally beyond middle of pronotum. Scutellum width roughly 1/3 width of base of pronotum; transverse scutellar carina present; disk not impressed; scutellar projection approximately as long as disk length. Elytral apices unispinate, straight.

**Similar species:** *Agrilus spineus* is metallic olive green-blue with golden tomentum mesolaterally on pronotum and scattered pubescence on elytra; pronotum is strongly transverse. *Agrilus ampliatus* has more pubescence dorsally, ornamental, and pronotum is wider.

**Size:** 7.4–8.9 mm



**Distribution:** Indonesia: Sumatra.

**Altitude range:** Unknown.

**Host plants:** Unknown.

**Similar species:**


*Agrilus spineus* JENDEK & CHAMORRO; *A. ampliatus* KERREMANS.





*Agrilus spineus* Jendek & Chamorro, 2012

---



**Diagnosis**

Body broad, size moderate. Dorsally metallic olive green-blue, green with golden reflections ventrally, golden tomenta mesolaterally on pronotum, with scattered pubescence on elytra, tomentum on abdomen and laterosternites (visible dorsally). Eyes slightly bulging beyond head outline. Frons with medial vertical impression. Anterior margin of pronotum narrower than posterior; shape wider than long. Pronotum with carinal interspaces narrow. Prehumeri carinal, anterior end close to pronotal marginal carinae and terminating distally beyond middle of pronotum. Scutellum width roughly 1/3 width of base of pronotum; transverse scutellar carina present; disk slightly impressed; scutellar projection approximately as long as disk length. Elytral apices sharply unispinate, angled.

**Similar species:** *Agrilus pseudostrinus* is metallic cupreous with proximal and distal perisutural golden tomentum; pronotum is less transverse. *Agrilus maculipennis* is larger; lacks bulging eyes beyond head outline; and has elytral tomentose patches.

**Size:** 9.0 mm



**Distribution:** Malaysia: Sarawak.

**Host plants:** Unknown.

**Similar species:**

*Agrilus pseudostrinus* JENDEK;

*A. maculipennis* KERREMANS.







*Agrilus hewitti* group



*Agrilus daillieri* Baudon, 1965



**Diagnosis**

Body broad, size large. Metallic blue pronotum, elytra black becoming blue-violet apically, blue venter; white tomentum ventrally on frons, on elytra forming a proximal perisutural strip, and sparsely on venter. Eyes greatly enlarged, bulging beyond head outline. Frons with deep medial vertical impression. Anterior margin of pronotum narrower than posterior; shape wider than long. Pronotum with carinal interspaces narrow. Prehumeral carinal, anterior end close to pronotal marginal carina and terminating distally beyond middle of pronotum. Scutellum width roughly 1/3 width of base of pronotum; transverse scutellar carina present; disk not impressed; scutellar projection shorter than disk length. Elytral apices arcuate, denticulate. Apex of phallus acute.

**Similar species:** *Agrilus hewitti* has a metallic violet pronotum with white tomentum; elytra with white ornamental pubescence. Apex of phallus subacute.

**Size:** 12 mm

**Distribution:** Laos, Thailand.

**Altitude range:** Unknown.


**Host plants:** Unknown.

**Similar species:**

*Agrilus hewitti* KERREMANS.



*Agrilus hewitti* Kerremans, 1912





**Diagnosis**

Body broad, size large. Metallic cupreous-violet dorsally, blue-violet venter; white tomentum ventrally on frons, pronotum, laterosternites, and laterally on meso- and metasternites; elytra with white ornamental pubescence basally and along perisuture, and subapically. Eyes greatly enlarged, bulging beyond head outline. Frons with deep medial vertical impression. Anterior margin of pronotum narrower than posterior; shape wider than long. Pronotum with carinal interspaces narrow. Prehumeral carinal, anterior end close to pronotal marginal carina and terminating distally beyond middle of pronotum. Scutellum width roughly 1/3 width of base of pronotum; transverse scutellar carina present; disk not impressed; scutellar projection approximately as long as disk length. Elytral apices arcuate, denticulate. Apex of phallus subacute.

**Similar species:** *Agrilus daillieri* has a metallic blue pronotum devoid of white pubescence; elytra has white pubescence restricted to proximal perisutural strip; apex of phallus acute.

**Size:** 11.9 mm

**Distribution:** Malaysia: Sabah; Sarawak.

**Altitude range:** Unknown.

**Host plants:** Unknown.

**Similar species:**

*Agrilus daillieri* BAUDON.









*Agrilus sinensis* group

*Agrilus coreanus* Obenberger, 1935



**Diagnosis**

Body slender, size large. Pronotum and head cupreous-red, elytra black. Frons with moderate medial impression. Pronotum widest medially, sides arcuate, anterior margin narrower than posterior; disk with anterior and posterior impressions, anterior pronotal lobe obvious, subangulate; marginal and submarginal carinae not convergent, junction absent, marginal carina joining anterior pronotal margin; interspaces moderate, broadest anteriorly; prehumeral filamentary to carinal, arcuate, extending to anterior pronotal angle. Scutellum large, rectangular. Pygidium arcuate. Elytra glabrous, apices arcuate, margin finely denticulate. Hind tibiae entire. Aedeagus with phallobase not produced dorsad, parameral membrane elongate sinuate, apex of phallus rounded.

**Similar species:** *Agrilus planipennis* has the marginal and submarginal carinae converging and the junction obvious, the scutellum is very small, triangular, the elytra are never black, and the pygidium has an apical spine. *Agrilus s. sinensis* has frons with deep medial impression and a moderately-sized anterior pronotal lobe; the aedeagus has an enlarged and dorsally produced phallobase, parameral membrane elongate, subparallel, and the apex of the phallus is concave. *Agrilus s. splendidicollis* has the same differences as *A. s. sinensis*, but has cupreous-green elytra, not black.

**Size:** 11 mm

**Distribution:** South Korea.

**Altitude range:** Unknown.


**Host plants:** Unknown.

**Similar species:**

*Agrilus sinensis sinensis*

THOMSON; *A. sinensis*

*splendidicollis* FAIRMAIRE.





*Agrilus sinensis sinensis* Thomson, 1879

---



**Diagnosis**

Body slender, size large. Pronotum and head ruby-red, elytra black. Frons with deep medial impression. Pronotum widest medially, sides arcuate, anterior margin narrower than posterior; disk with anterior and posterior impressions, anterior pronotal lobe moderate; marginal and submarginal carinae not convergent, junction absent, marginal carina joining anterior pronotal margin; interspaces moderate, broadest anteriorly; prehumeral filamentary, arcuate, extending to 2/3 of pronotal length. Scutellum large, rectangular. Pygidium arcuate. Elytra glabrous, apices arcuate, margin finely denticulate. Hind tibiae entire.

**Similar species:** *Agrilus planipennis* has prehumeral carinal, the marginal and submarginal carinae converge and the junction is obvious, the scutellum is very small, triangular, the elytra are never black, and the pygidium has an apical spine. *Agrilus sinensis splendidicollis* has cupreous elytra. *Agrilus coreanus* has a very obvious, subangulate anterior pronotal lobe and the phallobase of the aedeagus is less robust and the apex of the phallus is rounded.

**Size:** 8–13 mm

**Distribution:** China: Beijing, Fujian, Guizhou, Heilongjiang, Hunnan, Jiangxi, Jiangsu, Shanghai, Sichuan, Xizang, Yunnan. Japan: Honshu. Laos.

**Altitude range:** 700–1000m.


**Host plants:** Unknown.

**Similar species:**

*Agrilus coreanus* OBENBERGER;


*A. planipennis* FAIRMAIRE; *A.*

*sinensis splendidicollis* FAIRMAIRE



*Agrilus sinensis splendidicollis* Fairmaire, 1889

---



**Diagnosis**

Body slender, size large. Pronotum and head cupreous-red, elytra cupreous-green. Frons with deep medial impression. Pronotum widest medially, sides arcuate, anterior margin narrower than posterior; disk with anterior and posterior impressions, anterior pronotal lobe moderate; marginal and submarginal carinae not convergent, junction absent, marginal carina joining anterior pronotal margin; interspaces moderate, broadest anteriorly; prehumeral filamentary, arcuate, extending to 2/3 of pronotal length. Scutellum large, rectangular. Pygidium arcuate. Elytra glabrous, apices arcuate, margin finely denticulate. Hind tibiae entire. Aedeagus with enlarged and dorsally produced phallobase, parameral membrane elongate subparallel, apex of phallus concave.

**Similar species:** *Agrilus planipennis* has prehumeral carinal, the marginal and submarginal carinae converge and the junction is obvious, the scutellum is very small, triangular, the elytra are never black, and the pygidium has an apical spine. *Agrilus sinensis sinensis* has black elytra. *Agrilus coreanus* has a very obvious, subangulate anterior pronotal lobe, the phallobase of the aedeagus is less robust and the apex of the phallus is rounded.

**Size:** 8.5–12 mm

**Distribution:** China: Sichuan, Xizang, Yunnan. India: West Bengal. Laos. Thailand. Vietnam.

**Altitude range:** 700–2800m.

**Host plants:** Unknown.

**Similar species:**

*Agrilus sinensis sinensis*

THOMSON; *A. coreanus*

OBENBERGER; *A. planipennis*

FAIRMAIRE.







## Detailed taxonomy of species included in this guide

### *Agrilus ascanius* group

#### *Agrilus ascanius* Deyrolle, 1864

*ascanius* Deyrolle, 1864 (*Agrilus*)

- DEYROLLE, 1864: 138, 159 (description).
- GEMMINGER & HAROLD, 1869: 1436 (catalog).
- SAUNDERS, 1871: 122 (catalog).
- KERREMANS, 1892c: 247 (catalog).
- KERREMANS, 1903: 282 (catalog).
- OBENBERGER, 1936a: 1073 (world catalog).
- JENDEK, 1998: 317 (lectotype designation).
- BELLAMY, 2008: 1977 (world catalog).

**Type material:** *Agrilus ascanius* Deyrolle, 1864. **Type locality:** I. Céram. **Type specimens:** Lectotype designated by JENDEK (1998), (MNHN).

**Specimens examined: INDONESIA: Maluku:** 1 ♀ (EJCB): “Maluku, Seram, Solea, 12 km SE Wahai, 17.1.–6.2.1997, S. Bílý leg.”; 1 ♀ (EJCB): “Maluku, Seram, Unit O, 35 km E Pasahari, 24.–30.X.1998, S. Bílý leg.”; 3 ♀ (EJCB): “Indonesia, Maluku, Seram, 12 km SE Wahai, Solea, 31.10.–4.11.1998, J. Horák leg.”; 1 ♀ (EJCB): “Maluku, Seram, Unit O, 35 km E Pasahari, 24.–30.X.1998, J. Horák leg.”.

**Host plants:** Unknown.

**Distribution:** INDONESIA: Maluku.

#### *Agrilus cuprifrons* Deyrolle, 1864

*cuprifrons* Deyrolle, 1864 (*Agrilus*)

- DEYROLLE, 1864: 138, 159–160 (description).
- GEMMINGER & HAROLD, 1869: 1438 (catalog).
- SAUNDERS, 1871: 122 (catalog).
- KERREMANS, 1892c: 253 (catalog).
- KERREMANS, 1903: 284 (catalog).

- OBENBERGER, 1936a: 1079 (world catalog).
- JENDEK, 1998: 320 (lectotype designation).
- BELLAMY, 2008: 2049 (world catalog).

**Type material:** *Agrilus cuprifrons* Deyrolle, 1864. **Type locality:** Célèbes (Tondano).  
**Type specimens:** Lectotype designated by JENDEK (1998), (MNHN).  
**Specimens examined:** Known to us only from the type.  
**Host plants:** Unknown.  
**Distribution:** INDONESIA: Sulawesi.

### ***Agrilus maculiventris* Deyrolle, 1864**

*maculiventris* Deyrolle, 1864 (*Agrilus*)

- DEYROLLE, 1864: 138, 158 (description).
- GEMMINGER & HAROLD, 1869: 1442 (catalog).
- SAUNDERS, 1871: 122 (catalog).
- KERREMANS, 1892c: 263 (catalog).
- KERREMANS, 1903: 287 (catalog).
- MOULTON, 1911: 178 (faunal records; Borneo: Sarawak)
- OBENBERGER, 1936a: 1090 (world catalog).
- JENDEK, 1998: 325 (lectotype designation).
- JENDEK, 2005: 13 (synonymy).
- BELLAMY, 2008: 2175 (subgenus *Pinarinus*; world catalog).

**Type material:** *Agrilus maculiventris* Deyrolle, 1864. **Type locality:** I. Batchian.  
**Type specimens:** Lectotype designated by JENDEK (1998), (MNHN).  
**Specimens examined:** Known only from type.  
**Host plants:** Unknown.  
**Distribution:** INDONESIA: Maluku. MALAYSIA: Sarawak.

### ***Agrilus mcgregori* Fisher, 1926**

*mcgregori* Fisher, 1926 (*Agrilus*)

- FISHER, 1926: 242–244 (description).
- OBENBERGER, 1936a: 1090 (world catalog).
- BELLAMY, 1994: 361 (holotype in USNM).
- BELLAMY, 2008: 2182 (world catalog).

**Type material:** *Agrilus mcgregori* Fisher, 1926. **Type locality:** Samar Island, Philippines. **Type specimens:** Holotype by monotypy (USNM).

**Specimens examined: PHILIPPINES:** 3 (USNM): “Island Samar Baker [p]”; 1 (EJCB): “Philippinen ... 27.iii.[19]15”.

**Host plants:** Unknown.

**Distribution: PHILIPPINES:** Visayas islands.

### ***Agrilus opulentus* Kerremans, 1900**

*opulentus* Kerremans, 1900 (*Agrilus*)

– KERREMANS, 1900a: 336–337 (description).

– KERREMANS, 1903: 278 (catalog).

– OBENBERGER, 1936a: 1096 (world catalog).

– ROBERTS, 1987: 59–64 (biology; insect pest; Papua New Guinea)

– CURLETTI, 2003: 154–155, 158 (subgenus *Pinarinus*; characters; faunal records; remarks; key; Solomon Islands).

– JENDEK, 2005: 13 (synonym of *maculiventris*; lectotype designation).

– CURLETTI, 2006: 168, 169 (subgenus *Pinarinus*; valid species; characters; faunal records; New Guinea; Solomon Islands).

– BELLAMY, 2008: 2219 (subgenus *Pinarinus*; world catalog).

**Type material:** *Agrilus opulentus* Kerremans, 1900a. **Type locality:** Nouvelle-Guinée. **Type specimens:** Lectotype designated by JENDEK (2005), (BMNH).

**Specimens examined: PAPUA NEW GUINEA:** 1 ♀ (BPBM): “New Guinea (NE), Karimui, 1000 m, 4.vi.1961 / J.L. & M. Gressitt, Malaise trap”; 1 ♀ (BPBM): “New Guinea (NE), Mt. Missim, 1400 m, 7.xii.1966 / G.A. Samuelson Collector”; **SOLOMON ISLANDS:** 1 ♀ (BPBM): “Solomon Is., Fauro I., Toumoa Village, 10m. 12.iv.1964 / P. Shanahan Collector Bishop, Malaise Trap”; [all determined by G. Curletti 2002].

**Host plants:** *Eucalyptus deglupta*; *Terminalia brassii*; *Elaeocarpus*: CURLETTI, 2006 [Note: The genus *Terminalia* is cited by Curletti (2006) by wrong interpretation of Roberts (1987); *Elaeocarpus* is undocumented].

**Distribution: PAPUA NEW GUINEA. SOLOMON ISLANDS.**

### ***Agrilus sapphirinus* Jendek & Chamorro, 2012**

*sapphirinus* Jendek & Chamorro, 2012 (*Agrilus*)

– JENDEK & CHAMORRO, 2012: 83 (description).

**Type material:** *Agrilus sapphirinus* Jendek & Chamorro, 2012. **Type locality:** North Laos, Louang Namtha environ, N 21°00.3, E 101°24.6. **Type specimens:** Holotype (EJCB).

**Specimens examined:** Known only from holotype.



**Host plants:** Unknown.

**Distribution:** LAOS: Louang Namtha Province.

### ***Agrilus seramensis* Jendek & Chamorro, 2012**

*seramensis* Jendek & Chamorro, 2012 (*Agrilus*)

– JENDEK & CHAMORRO, 2012: 85 (description).

**Type material:** *Agrilus seramensis* Jendek & Chamorro, 2012. **Type locality:** Indonesia, Maluku, Seram Island, 35 km East of Pasahari, Unit O. **Type specimens:** Holotype (EJCB).

**Specimens examined:** Known only from type specimens; see Jendek & Chamorro, 2012.

**Host plants:** Unknown.

**Distribution:** INDONESIA: Maluku, Seram Island.

### ***Agrilus validus* Deyrolle, 1864**

*validus* Deyrolle, 1864 (*Agrilus*)

– DEYROLLE, 1864: 144, 192–193 (description).

– GEMMINGER & HAROLD, 1869: 1446 (catalog).

– SAUNDERS, 1871: 124 (catalog).

– KERREMANS, 1892c: 276 (catalog).

– KERREMANS, 1903: 292 (catalog).

– OBENBERGER, 1936a: 1106 (world catalog).

– JENDEK, 1998: 332 (lectotype designation).

– JENDEK, 2003: 187 (synonymy).

– BELLAMY, 2008: 2343 (world catalog).

= *nobuyukii* Tôyama, 1987 (*Agrilus*)

– TÔYAMA, 1987: 310–311 (description).

– JENDEK, 2003: 187 (synonym of *validus*).

– BELLAMY, 2008: 2343 (synonym of *validus*; world catalog).

**Type material:** *Agrilus validus* Deyrolle, 1864. **Type locality:** Célèbes (Menado). **Type specimens:** Lectotype designated by JENDEK (1998), (MNHN).

*Agrilus nobuyukii* Tôyama, 1987. **Type locality:** Tohjambu, 400–1000 m alt. near Palopo, C. Sulawesi, Indonesia. **Type specimens:** Holotype (NSMT).

**Specimens examined:** Known only from type specimens.

**Host plants:** Unknown.

**Distribution:** INDONESIA: Sulawesi.

***Agrilus viridissimus* Cobos, 1964**

*viridissimus* Cobos, 1964 (*Agrilus*)

- COBOS, 1964: 200–203 (description).
- Mercer, 1985: 103–105 (cited as \**Agrilus*\* sp.; biology; faunal records; Papua New Guinea)
- Mercer, 1986: 89 (biology)
- Roberts, 1987: 59–64 (biology; insect pest; Papua New Guinea)
- Jendek, 2005: 13 (synonym of \**maculiventris*\*)
- Curletti, 2006: 168–169 (subgenus \**Pinarinus*\*; valid species; characters; faunal records; Papua New Guinea)
- Bellamy, 2008: 2358 (subgenus \**Pinarinus*\*; world catalog)

**Type material:** *Agrilus viridissimus* Cobos, 1964. **Type locality:** Oro Bay, Nueva Guinea. **Type specimens:** Holotype (CAS).

**Specimens examined:** PAPUA NEW GUINEA: “New Guinea NE Sepik: Augoram, 20–30 m, 14–16.viii.1969 / J.L. Gressitt collector”; “West New Guinea, Nabire, 5–50 m, 25.viii–2.ix.62 / J. Sedlacek, Malaise Trap, Bishop” [all determined by Curletti 2002].

**Host plants:** *Terminalia catappa*: CURLETTI, 2006.

**Distribution:** PAPUA NEW GUINEA: Morobe, Chimbu.

***Agrilus woodlarkianus* Kerremans, 1900**

*woodlarkianus* Kerremans, 1900 (*Agrilus*)

- KERREMANS, 1900b: 82–83 (description).
- KERREMANS, 1903: 277 (catalog).
- CARTER, 1929: 276 (*Agrilus*).
- OBENBERGER, 1936a: 1108 (world catalog).
- CURLETTI, 2001: 35, 36, 40 (subgenus *Pinarinus*; characters; faunal record; notes; Australia).
- BELLAMY, 2002: 355 (subgenus *Pinarinus*; catalog; Australia).
- CURLETTI, 2003: 156 (subgenus *Pinarinus*; doubtful synonym of *opulentus*).
- JENDEK, 2005: 13 (synonym of *maculiventris*; lectotype designation).
- CURLETTI, 2006: 169 (subgenus *Pinarinus*; valid species; characters; faunal records).
- BELLAMY, 2008: 2363 (subgenus *Pinarinus*; world catalog).

**Type material:** *Agrilus woodlarkianus* Kerremans, 1900b. **Type locality:** Woodlark. **Type specimens:** Lectotype designated by JENDEK (2005), (BMNH).

**Specimens examined:** Known to us only from type specimens.

**Host plants:** Unknown.

**Distribution:** PAPUA NEW GUINEA: Milne Bay province; AUSTRALIA: Queensland.

## *Agrilus cyaneoniger* group

### *Agrilus agnatus* Kerremans, 1892

*agnatus* Kerremans, 1892b (*Agrilus*)

- KERREMANS, 1892b: 820–821 (description).
- KERREMANS, 1903: 281 (catalog).
- OBENBERGER, 1936a: 1071 (world catalog).
- DESCARPENTRIES & VILLIERS, 1963: 8 (synonym of *lafertei*; characters; faunal records; Inde; Birmanie; Tonkin; Laos).
- TÔYAMA, 1988: 759 ([Note: Specimens from Thailand are misidentified as *lafertei* according to JENDEK, 2000b: 189 ]; faunal records; Thailand [pertains to *agnatus*]; Nepal [pertains to *lafertei*]).
- JENDEK, 2000b: 189–190, 192 (valid species; lectotype designation; notes; key; faunistic data).
- JENDEK, 2006a: 396 (Palaeartic catalog).
- BELLAMY, 2008: 1955 (world catalog).
- JENDEK & GREBENNIKOV, 2011: 37–38 (references; type; diagnosis; faunal records; distributional summary; East Asia).

**Type material:** *Agrilus agnatus* Kerremans, 1892b. **Type locality:** Carin Cheba, 900–1100 m. **Type specimens:** Lectotype designated by JENDEK (2000b), (MCSN).

**Specimens examined:** See JENDEK (2000b), JENDEK & GREBENNIKOV (2011).

**Host plants:** Unknown.

**Distribution:** CHINA: Guizhou; Yunnan. LAOS. MYANMAR. THAILAND. VIETNAM.

### *Agrilus auristernum* Obenberger, 1924

*auristernum* Obenberger, 1924 (*Agrilus*)

- OBENBERGER, 1924b: 34–35, 37 (description).
- OBENBERGER, 1926: 654 (Palaeartic catalog).
- OBENBERGER, 1936a: 958 (world catalog).
- PENG ZHONGLIANG, 1987: 354 (cited as *auristernum*; checklist; China).
- JENDEK, 2000b: 188, 190 (lectotype designation; faunal records; key).
- HUA LI ZHONG, 2002: 89 (checklist; China).
- JENDEK, 2006a: 396 (Palaeartic catalog).
- BELLAMY, 2008: 1984 (world catalog).

– JENDEK & GREBENNIKOV, 2011: 45 (diagnosis; faunal records; host plants; distributional summary; East Asia).

**Type material:** *Agrilus auristernum* Obenberger, 1924. **Type locality:** Yunnan (China). **Type specimens: Primary:** Lectotype designated by JENDEK (2000b), (NMPC).

**Specimens examined:** See JENDEK (2000b), JENDEK & GREBENNIKOV (2011).

**Host plants:** adult collected from *Quercus*, which is probably the larval host plant: JENDEK, 2000b

**Distribution:** CHINA: Yunnan.

### ***Agrilus bifoveolatus* Kerremans, 1895**

*bifoveolatus* Kerremans, 1895 (*Agrilus*)

– KERREMANS, 1895: 219 (description).

– KERREMANS, 1903: 277 (catalog).

– OBENBERGER, 1936a: 1075 (world catalog).

– JENDEK, 2000b: 190, 192 (lectotype designation; notes; key; faunistic data).

– JENDEK, 2006a: 397 (Palearctic catalog).

– BELLAMY, 2008: 1997 (world catalog).

**Type material:** *Agrilus bifoveolatus* Kerremans, 1895. **Type locality:** Pedong. **Type specimens:** Lectotype designated by JENDEK (2000b), (MNHN).

**Specimens examined:** See JENDEK (2000b).

**Host plants:** Unknown.

**Distribution:** INDIA: Meghalaya; Sikkim; West Bengal. NEPAL.

### ***Agrilus crepuscularis* Jendek & Chamorro, 2012**

*crepuscularis* Jendek & Chamorro, 2012 (*Agrilus*)

– JENDEK & CHAMORRO, 2012: 75 (description).

**Type material:** *Agrilus crepuscularis* Jendek & Chamorro, 2012. **Type locality:** Malaysia, Pahang state, 35 km Southwest Kuala Rompin, 2.617N, 103.337E, Endau Rompin State Park. **Type specimens: Holotype** (EJCB).

**Specimens examined:** Known only from the holotype.

**Host plants:** Unknown.

**Distribution:** MALAYSIA: Pahang state.



***Agrilus cyaneoniger* Saunders, 1873**

*cyaneoniger* Saunders, 1873 (*Agrilus*)

- SAUNDERS, 1873: 515 (description).
- LEWIS, 1879: 15 (catalog; Japan).
- KERREMANS, 1885: 152 (catalog).
- SCHÖNFELDT, 1887: 113 (*Anambus*; catalog; Japan).
- KERREMANS, 1892c: 254 (catalog).
- LEWIS, 1893: 331–332 (faunal records; Japan).
- KERREMANS, 1903: 276 (catalog).
- JAKOBSON, 1913: 798 (catalog; Russia and Europe).
- OBENBERGER, 1926: 659 (Palaeartic catalog).
- YUASA, 1932: 654 (characters; Japan).
- MIWA & CHŪJŌ, 1936: 16 (catalog; Japan).
- OBENBERGER, 1936a: 980–981 (world catalog).
- CHŪJŌ & MATUDA, 1940: 65 (checklist; faunal records; Japan).
- IGA, 1947: 15 (notes; characters; faunal records; Japan).
- KUROSAWA, 1947: 1–2 (*Agrilus*).
- YUASA, 1949: 127 (characters; Japan).
- CHŪJŌ & KUROSAWA, 1950: 8–9 (catalog; faunal records; Japan).
- KUROSAWA, 1950: 1114 (*Agrilus*).
- MÜHLMANN, 1954: 83 (notes).
- IGA, 1955: 78 (iconography; Japan).
- KUROSAWA, 1956: 1114 (characters; Japan).
- OBENBERGER, 1958: 237 (faunistic records; China).
- IGA, 1962: 78 (iconography; Japan).
- KUROSAWA, 1963: 153 (characters; Japan).
- KO, JE HO, 1969: 213 (pest; Korea).
- KUROSAWA, 1974a: 1 (*Agrilus*).
- KUROSAWA, 1974b: 1, 2 (characters; notes).
- TŌYAMA, 1985: 22–23 (iconography; Japan).
- ANONYMOUS, 1986: 177 (insect pest; Korea).
- HOU, 1987: 589 (notes; Yunnan).
- PENG ZHONGLIANG, 1987: 355 (checklist; China).
- ALEXEEV, 1989: 479 (subspecies of *cyaneoniger*; characters in key).
- HIRASHIMA, 1989: 323 (checklist; Japan).
- ANONYMOUS, 1991: 106 (faunal records; Japan).
- LI JINGKE, 1992: 92 (checklist; northeastern China).
- PENG ZHONGLIANG, 1992: 399 (characters; notes; China).
- JENDEK, 1995: 140–141 (lectotype designation; synonymy; characters).
- MORIMOTO & TADAUCHI, 1995: 231 (checklist; Japan).

- AKIYAMA & AKIYAMA, 1996: 184 (faunal records; Japan).
- AKIYAMA & OHMOMO, 1997: 31 (checklist; Japan: Hokkaido, Honshu, Shikoku, Kyushu, Yakushima I., Oki).
- ALEXEEV, 1998: 369 (subgenus *Anambus*; subgeneric classification).
- NONNAIZAB, QI BAoyING & LI YABAI, 1999: 112 (checklist; China: Inner Mongolia).
- JENDEK, 2000b: 187–188, 192 (faunal records; key).
- HOU TAOQIAN & ZENG RUI, 2002: 357 (checklist; China: Hainan).
- HUA LI ZHONG, 2002: 89 (checklist; China).
- PENG ZHONGLIANG, 2002: 267 (characters; China).
- FUKUTOMI & HORI, 2004: 14 (checklist; faunal records; Japan).
- OHMOMO, 2005: 236–241 (phenotypical analysis; faunal records; Russia; Japan; Korea).
- JENDEK, 2006a: 390 (subgenus *Anambus*; Palaearctic catalog).
- OHMOMO, 2006: 6 (checklist; Japan).
- ANONYMOUS, 2007: 32 (checklist; Japan).
- BELLAMY, 2008: 2051–2052 (subgenus *Anambus*; world catalog).
- JENDEK & GREBENNIKOV, 2011: 73–75 (synonymy; references; types; diagnosis; host and distributional summary).
- = *melanopterus* Solsky, 1876 (*Agrilus*)
- SOLSKY, 1876: 277–279 (description).
- HEYDEN, 1881: 119 (catalog).
- KERREMANS, 1885: 153 (catalog).
- MARSEUL, 1887: 252 (catalog).
- KERREMANS, 1892c: 263 (catalog).
- HEYDEN, 1893: 90 (catalog).
- ABEILLE DE PERRIN, 1897: 4 (characters in key).
- KERREMANS, 1903: 287 (catalog).
- JAKOBSON, 1913: 797 (catalog; Russia and Europe).
- OBENBERGER, 1926: 655 (Palaearctic catalog).
- OBENBERGER, 1935: 162 (*Agrilus*).
- OBENBERGER, 1936a: 980 (variety of *cyaneoniger*; world catalog).
- IGA, 1955: 78 (variety of *cyaneoniger*; iconography; Japan).
- IGA, 1962: 78 (variety of *cyaneoniger*; iconography; Japan).
- KUROSAWA, 1974c: 1 (subspecies of *cyaneoniger*).
- ALEXEEV, 1989: 479 (subspecies of *cyaneoniger*; characters in key; Korea; China).
- HIRASHIMA, 1989: 323 (subspecies of *cyaneoniger*; checklist; Japan).
- JENDEK, 1995: 140 (synonym of *cyaneoniger*; lectotype designation).
- MORIMOTO & TADAUCHI, 1995: 231 (subspecies of *cyaneoniger*; checklist; Japan).
- AKIYAMA & OHMOMO, 1997: 31–32 (subspecies of *cyaneoniger*; checklist; Japan).
- JENDEK, 2000: 187, 188, 192 (subspecies of *cyaneoniger*; faunal records; key).
- HUA LI ZHONG, 2002: 89 (subspecies of *cyaneoniger*; checklist; China).
- JENDEK, 2003: 181 (subspecies of *cyaneoniger*; synonymy).

- OHMOMO, 2005: 236–241 (synonym of *cyaneoniger*; phenotypical analysis).
- JENDEK, 2006a: 390 (synonym of *cyaneoniger*; Palaearctic catalog).
- OHMOMO, 2006: 6 (synonym of *cyaneoniger*).
- BELLAMY, 2008: 2052 (synonym of *cyaneoniger*; world catalog).
- VOLKOVITSH, 2009: 134 (subgenus *Anambus*; subspecies of *cyaneoniger*; faunal records; Russia: Primorskiy kray).
- GAO, YE, YU & PI, 2010: 12–15 (subspecies of *cyaneoniger*; characters; larva; biology; China: Jilin).
- JENDEK & GREBENNIKOV, 2011: 73, 74 (synonym of *cyaneoniger*).
- YE, YU & GAO, 2011: 20–25 (subspecies of *cyaneoniger*; extensive infestation; China: Jilin).
- YU, YE & GAO, 2011: 16–19 (subspecies of *cyaneoniger*; biology; China: Jilin).
- = *cyaneoniger* Thomson, 1879 ([preoccupied])
- THOMSON, 1879: 71–72 (description).
- JAKOBSON, 1913: 798 (synonym of *jamesi*; catalog).
- OBENBERGER, 1936a: 980 (synonym of *cyaneoniger* Saunders).
- JENDEK, 1995: 140 (synonym of *cyaneoniger*; lectotype designation).
- AKIYAMA & OHMOMO, 1997: 31 (synonym of *cyaneoniger* Saunders).
- JENDEK, 2006a: 390 (synonym of *cyaneoniger* Saunders; Palaearctic catalog).
- BELLAMY, 2008: 2052 (synonym of *cyaneoniger*; world catalog).
- JENDEK & GREBENNIKOV, 2011: 73, 74 (synonym of *cyaneoniger* Saunders).
- = *impressifrons* Kiesenwetter, 1879 (*Agrilus*)
- Kiesenwetter in KRAATZ & KIESENWETTER, 1879: 254–255 (description).
- HEYDEN, 1881: 119 (catalog).
- HEYDEN, 1884: 290 (faunal record; Amur region).
- KERREMANS, 1885: 153 (catalog).
- MARSEUL, 1887: 252 (catalog).
- KERREMANS, 1892c: 260 (catalog).
- HEYDEN, 1893: 90 (catalog).
- ABEILLE DE PERRIN, 1897: 3 (characters in key).
- KERREMANS, 1903: 286 (catalog).
- SEMENOV, 1903: 171–172 (synonym of *melanopterus*).
- JAKOBSON, 1913: 797 (synonym of *melanopterus*; catalog).
- FISHER, 1925: 4 (notes).
- OBENBERGER, 1936a: 981 (synonym of *cyaneoniger* variety *melanopterus*).
- JENDEK, 1995: 140 (synonym of *cyaneoniger*).
- AKIYAMA & OHMOMO, 1997: 32 (synonym of *cyaneoniger melanopterus*).
- JENDEK, 2003: 181 (synonym of *cyaneoniger melanopterus*; lectotype designation).
- JENDEK, 2006a: 390 (synonym of *cyaneoniger*; Palaearctic catalog).
- BELLAMY, 2008: 2052 (synonym of *cyaneoniger*; world catalog).
- JENDEK & GREBENNIKOV, 2011: 73, 74 (synonym of *cyaneoniger*).
- = *marquardtii* Obenberger, 1914 (*Agrilus*)
- OBENBERGER, 1914: 41–42 (in Czech), 47–48 (in German) (description).

- OBENBERGER, 1926: 654 (Palearctic catalog).
- OBENBERGER, 1936a: 980 (variety of *cyaneoniger*; world catalog).
- DESCARPENTRIES & VILLIERS, 1963: 2, 8 (subspecies of *cyaneoniger*; characters; faunal records; Tonkin; China).
- PENG ZHONGLIANG, 1987: 355 (subspecies of *cyaneoniger*; checklist; China).
- JENDEK, 1995: 140 (synonym of *cyaneoniger*; lectotype designation).
- AKIYAMA & OHMOMO, 1997: 31 (synonym of *cyaneoniger melanopterus*).
- HUA LI ZHONG, 2002: 89 (subspecies of *cyaneoniger*; checklist; China).
- JENDEK, 2006a: 390 (synonym of *cyaneoniger*; Palearctic catalog).
- BELLAMY, 2008: 2052 (synonym of *cyaneoniger*; world catalog).
- JENDEK & GREBENNIKOV, 2011: 74 (synonym of *cyaneoniger*).
- = *ataman* Obenberger, 1924 (*Agrilus*)
- OBENBERGER, 1924b: 35, 38 (description).
- OBENBERGER, 1926: 654 (Palearctic catalog).
- MANDL, 1931: 13 ([Note: Misidentified as *sinensis* according to Mandl, 1941: 788]; faunal record; Ussuri).
- OBENBERGER, 1935: 162 (subspecies of *melanopterus*).
- OBENBERGER, 1936a: 981 (variety of *cyaneoniger*; world catalog).
- MANDL, 1941: 788 (comments and emendations to Mandl, 1931; Ussuri).
- JENDEK, 1995: 140, 141 (synonym of *cyaneoniger*; lectotype designation).
- AKIYAMA & OHMOMO, 1997: 32 (synonym of *cyaneoniger melanopterus*).
- JENDEK, 2006a: 390 (synonym of *cyaneoniger*; Palearctic catalog).
- BELLAMY, 2008: 2052 (synonym of *cyaneoniger*; world catalog).
- JENDEK & GREBENNIKOV, 2011: 74 (synonym of *cyaneoniger*).
- = *mikado* Obenberger, 1924 (*Agrilus*)
- OBENBERGER, 1924b: 35–36, 38 (description).
- OBENBERGER, 1926: 654 (Palearctic catalog).
- MIWA & CHŪJŌ, 1936: 18 (catalog; Japan).
- OBENBERGER, 1936a: 981 (synonym of *cyaneoniger*; world catalog).
- KUROSAWA, 1963: 153 (form of *cyaneoniger*; characters; Japan).
- JENDEK, 1995: 140, 141 (synonym of *cyaneoniger*; lectotype designation).
- AKIYAMA & OHMOMO, 1997: 31 (synonym of *cyaneoniger* Saunders).
- OHMOMO, 2005: 236–241 (synonym of *cyaneoniger*).
- JENDEK, 2006a: 390 (synonym of *cyaneoniger*; Palearctic catalog).
- BELLAMY, 2008: 2052 (synonym of *cyaneoniger*; world catalog).
- JENDEK & GREBENNIKOV, 2011: 74 (synonym of *cyaneoniger*).
- = *cupreoviridis* Lewis, 1893 (*Agrilus* variety of *cyaneoniger* Saunders; [Note: Although Lewis did not explicitly state that *cupreoviridis* was a variety he did say that it was named for a “permanent variety” of *cyaneoniger*; **Unavailable name** (Article 45.6.4)])
- LEWIS, 1893: 332 (description).
- KERREMANS, 1903: 276 (variety of *cyaneoniger*; catalog).
- JAKOBSON, 1913: 798 (variety of *cyaneoniger*; catalog; Russia and Europe).



- OBENBERGER, 1926: 659 (aberration of *cyaneoniger*; Palaearctic catalog).
- MIWA & CHŪJŌ, 1936: 16 (variety of *cyaneoniger*; catalog; Japan).
- OBENBERGER, 1936a: 981 (variety of *cyaneoniger*; world catalog).
- KUROSAWA, 1947: 1–2 (variety of *cyaneoniger*; characters; notes).
- IGA, 1955: 78 (variety of *cyaneoniger*; iconography; Japan).
- IGA, 1962: 78 (variety of *cyaneoniger*; iconography; Japan).
- KUROSAWA, 1963: 153 (form of *cyaneoniger*; characters; Japan).
- JENDEK, 1995: 140, 141 (synonym of *cyaneoniger*).
- AKIYAMA & OHMOMO, 1997: 31 (synonym of *cyaneoniger* Saunders).
- OHMOMO, 2005: 236–241 (synonym of *cyaneoniger*; phenotypical analysis).
- JENDEK, 2006b: 39 (unavailable name).
- BELLAMY, 2008: 2052 (synonym of *cyaneoniger*; world catalog).
- = *jamesi* Jakobson, 1913 (replacement name for *cyaneoniger* Thomson not Saunders)
- JAKOBSON, 1913: 798 (replacement name proposal).
- OBENBERGER, 1926: 659 (Palaearctic catalog).
- OBENBERGER, 1936a: 980 (synonym of *cyaneoniger*; world catalog).
- PENG ZHONGLIANG, 1992: 399 (synonym of *cyaneoniger*).
- JENDEK, 1995: 140 (synonym of *cyaneoniger*).
- AKIYAMA & OHMOMO, 1997: 31 (synonym of *cyaneoniger* Saunders).
- HUA LI ZHONG, 2002: 89 (synonym of *cyaneoniger*).
- JENDEK, 2006a: 390 (synonym of *cyaneoniger*; Palaearctic catalog).
- BELLAMY, 2008: 2052 (synonym of *cyaneoniger*; world catalog).
- JENDEK & GREBENNIKOV, 2011: 73, 74 (synonym of *cyaneoniger*).

**Type material.** *Agrilus cyaneoniger* Saunders, 1873. **Type locality:** Japan. **Type specimens:** Lectotype designated by JENDEK (1995), (BMNH).

*Agrilus melanopterus* Solsky, 1876. **Type locality:** sur les bords de l'Oussouri. **Type specimens:** Lectotype designated by JENDEK (1995), (ZIN).

*Agrilus cyaneoniger* Thomson, J., 1879. **Type locality:** Japonia. **Type specimens:** Lectotype designated by JENDEK (1995), (MNHN).

*Agrilus impressifrons* Kiesenwetter, 1879. **Type locality:** not given [Amur is cited in the title of the publication]. **Type specimens:** Lectotype designated by JENDEK (2003), (ZSMC).

*Agrilus marquardti* Obenberger, 1914. **Type locality:** Kiang-si in China. **Type specimens:** Lectotype designated by JENDEK (1995), (NMPC).

*Agrilus ataman* Obenberger, 1924. **Type locality:** Vladivostok. **Type specimens:** Lectotype designated by JENDEK (1995), (NMPC).

*Agrilus mikado* Obenberger, 1924. **Type locality:** Japan. **Type specimens:** Lectotype designated by JENDEK (1995), (NMPC).

**Specimens examined:** See JENDEK (2000b), JENDEK & GREBENNIKOV (2011).

**Host plants:** *Quercus*: ALEXEEV, 1989; HUA LI ZHONG, 2002; MÜHLMANN, 1954.

*Quercus acuta*: KO, JE HO, 1969.

*Quercus acutissima*: AKIYAMA & OHMOMO, 1997; KO, JE HO, 1969.

*Quercus aliena*: KO, JE HO, 1969.

*Quercus dentata*: KUROSAWA, 1947.

*Quercus mongolica* var. *grosserrata*: AKIYAMA & OHMOMO, 1997.

*Quercus mongolica*: GAO, YE, YU & PI, 2010 (as *melanopterus*); YE, YU & GAO, 2011 (as *melanopterus*; erroneously translated as *Xylosoma recemosum*); YU, YE & GAO, 2011 (as *melanopterus*).

*Quercus myrsinaefolia*: KO, JE HO, 1969.

*Quercus serrata*: AKIYAMA & OHMOMO, 1997.

*Quercus variabilis*: AKIYAMA & OHMOMO, 1997.

**Distribution:** CHINA: Guizhou; Hainan; Hebei; Jiangxi; Jilin; Nei Mongol; Shaanxi; Shanxi; Sichuan; Yunnan; Zhejiang. INDIA: Jammu & Kashmir. JAPAN: Hokkaido; Honshu; Kyushu; Ryukyu isl.; Shikoku; Tsushima. KOREA NORTH. KOREA SOUTH. RUSSIA: Amurskaya oblast'; Primorskiy kray. VIETNAM.

### *Agrilus lafertei* Kerremans, 1892

*lafertei* Kerremans, 1892a (*Agrilus*)

– KERREMANS, 1892a: 212–213 (description).

– KERREMANS, 1903: 286 (catalog).

– OBENBERGER, 1936a: 1089 (world catalog).

– DESCARPENTRIES & VILLIERS, 1963: 2, 8 (characters; faunal records; Inde; Birmanie; Tonkin; Laos [Note: Records from Vietnam and Laos probably pertain to *A. agnatus* according to Jendek (2000b)]).

– TÔYAMA, 1988: 759 ([Note: Specimens from Thailand are misidentification of *A. agnatus* according to JENDEK (2000b)]; faunal records]).

– JENDEK, 2000b: 188–189, 192 (notes; characters; faunal records).

– JENDEK, 2006a: 399 (Palearctic catalog).

– BELLAMY, 2008: 2157 (world catalog).

= *auriventris* La Ferté, (Unpublished name; [Note: **Unavailable name** (Article 11.1)])

– KERREMANS, 1892a: 212 (synonym of *lafertei*).

– JENDEK, 2000b: 188 (unavailable name).

– BELLAMY, 2008: 2157 (synonym of *lafertei*; world catalog).

**Type material:** *Agrilus lafertei* Kerremans, 1892a. **Type locality:** Inde. **Type specimens:** Holotype by monotypy, (MNHN).

**Specimens examined:** See JENDEK (2000b), JENDEK & GREBENNIKOV (2011).

**Host plants:** Unknown.

**Distribution:** BHUTAN. INDIA: Arunachal Pradesh; Uttar Pradesh. NEPAL.

***Agrilus lubopetri* Jendek, 2000**

*lubopetri* Jendek, 2000 (*Agrilus*)

- JENDEK, 2000b: 188, 190 (description).
- BELLAMY, 2008: 2170 (world catalog).
- JENDEK & GREBENNIKOV, 2011: 122 (references; types; diagnosis; faunal records; distributional summary; East Asia).

**Type material:** *Agrilus lubopetri* Jendek, 2000. **Type locality:** N Vietnam, 21°27'N, 105°39'E, 70 km NW of Hanoi, Tam Dao, 900–1200 m. **Type specimens:** Holotype (EJCB).

**Specimens examined:** see: JENDEK & GREBENNIKOV (2011).

**Host plants:** Unknown.

**Distribution:** CHINA: Yunnan. LAOS. VIETNAM.

***Agrilus planipennis* Fairmaire, 1888**

*planipennis* Fairmaire, 1888 (*Agrilus*)

- FAIRMAIRE, 1888: 121 (description).
- KERREMANS, 1892c: 268 (catalog).
- KERREMANS, 1903: 289 (catalog).
- JAKOBSON, 1913: 796 (catalog; Russia and Europe).
- OBENBERGER, 1926: 654 (Palaeartic catalog).
- OBENBERGER, 1936a: 1022 (world catalog).
- PENG ZHONGLIANG, 1987: 357 (checklist; China).
- JENDEK, 1994: 21 (lectotype designation; synonymy; Russian Far East; Mongolia; Japan; China, Taiwan).
- AKIYAMA & OHMOMO, 1997: 37 (checklist; Mongolia; North China; Korea).
- ALEXEEV, 1998: 372 (subgenus *Uragrilus*; subgeneric classification).
- AKIYAMA & OHMOMO, 2000: 275 (characters; distributional summary; host plants).
- HAACK ET AL., 2002: 1–5 (new pest in America; USA: Michigan and Canada, Ontario).
- HUA LI ZHONG, 2002: 90 (checklist; China: Beijing).
- McCULLOUGH & ROBERTS, 2002: 1–2 (introduction to Michigan; characters; biology; USA).
- SCARR ET AL., 2002: 1–4 [not paginated] (life cycle).
- HERMS ET AL., 2003: 2–10 (economic and ecological impact; taxonomy; biology; diagnostic; eradication; USA).
- LIU HOUPING ET AL., 2003: 191–203 (exploratory survey; natural enemies; China).
- MÜHLE, 2003: 44, 47 (checklist; Taiwan).
- BARTELS, 2004: 19 (remote sensing for detection of infestations).
- BAUER ET AL., 2004: 36–37 (laboratory rearing).
- BAUER ET AL., 2004: 8 (life cycle).

- BAUER ET AL., 2004: 31–32 (microbial control).
- BAUER ET AL., 2004: 33–34 (natural enemies: fungi, hymenopteran parasitoids).
- BAUER ET AL., 2004: 9 (flight potential).
- BEAN, 2004: 4 (detection and quarantine; Maryland).
- BROWN RYTLEWSKI & WILSON, 2004: 11 (emergence of adult).
- FRANCESE ET AL., 2004: 22 (survey tools).
- FUKUTOMI & HORI, 2004: 14 (checklist; faunal records; Japan (Hokkaido)).
- GATES & GIBSON, 2004: 12 (new parasitoid of Mymaromatidae (Hymenoptera, Chalcidoidea); USA).
- GOULD ET AL., 2004: 35 (biocontrol; parasitoids and predators attacking related borers).
- HAACK & PETRICE, 2004a: 10 (adult dispersal; Michigan).
- HAACK & PETRICE, 2004b: 26 (tests of insecticides).
- HAACK & PETRICE, 2004c: 14 (attraction to trap logs).
- HAACK & PETRICE, 2004d: 23 (survival in firewood).
- HAACK ET AL., 2004: 38 (host range evaluation by foliage of several trees and shrubs as food for adults).
- HERMS ET AL., 2004: 41 (resistance of Asian and North American ashes).
- LEWIS, 2004: 29 (control by trunk injection).
- LIU HOUPING & AL., 2004: 20 (parasitoid *Spathius* sp. (Hymenoptera, Braconidae); China).
- LYONS ET AL., 2004: 5 (biology and phenology).
- MACFARLANE & FRIEDMAN, 2004: 21 (spatial distribution and abundance model).
- MARCHANT, 2004: 3 (delimitation and detection survey; Ontario).
- McCULLOUGH ET AL., 2004: 39–40 (host range and host preference; alternate hosts).
- McCULLOUGH ET AL., 2004: 27–28 (control of adults and larvae with insecticides).
- McCULLOUGH ET AL., 2004: 6–7 (dispersal of one generation; Michigan).
- McCULLOUGH ET AL., 2004: 24–25 (survival in wood chips).
- OLIVER et al. 2004: 17–18 (traps developing).
- POLAND ET AL., 2004: 15–16 (attractants and trapping techniques).
- RAUSCHER & MASTRO, 2004: 1–2 (eradication plan; Michigan, Ohio, Virginia, Maryland).
- REARDON, 2004: 30 (natural enemies).
- SCHAEFER, 2004: 13 (faunal record; Japan: Honshu).
- SCHRÖDER, 2004: 25–26 (placed on list of regulated pests by EPPO; Germany).
- SCHRÖDER, 2004: 222–226 (overview on biology and risk analysis for Europe).
- SMITH ET AL., 2004: 12 (genetic analysis to determinate point of origin in North American infestation).
- TIMMS ET AL., 2004: 42 (susceptibility and within-tree distribution).
- WEI ET AL., 2004: 679–685 (characters; biology; parasitoids; distribution; damages; China).
- ANONYMOUS, 2005: 436–438 (quarantine pest datasheet).
- CAPPAERT ET AL. 2005: 152–165 (research history in North America).
- CHORNESKY ET AL., 2005: 336–337 (significance to sustainable forestry; USA).
- FRANCESE ET AL., 2005: 93–95 (color traps evaluation).



- GIBSON, 2005: 31–36 (parasitoid *Balcha indica* (Eupelmidae) accidental introduction from the Oriental region).
- KLUZA & JENDEK, 2005: 50 (potential distribution in North America).
- LIU HAI JUN ET AL., 2005: 348–352 (biological characteristics).
- LIU HOUPING & BAUER, 2005: 594–598 (host range).
- MACFARLANE & MEYER, 2005: 15–23 (potential ash tree hosts).
- WANG XIAOYI ET AL., 2005: 98–102 (larval instars).
- YANG ZHONGQI ET AL., 2005: 636–641 (new species of parasitoid *Spathius agrili*).
- ZHANG YAN ZHOU ET AL., 2005: 253–259 (new species of egg parasitoids).
- Zhao Tong Hai ET AL., 2005: 594–599 (host range and damage in China).
- de GROOT ET AL., 2006: 1–16 (life stages; signs and symptoms of infested trees; measures; Canada).
- HAACK, 2006: 270, 271 (summary data about introduction to North America).
- JENDEK, 2006a: 395 (subgenus *Uragrilus*; Palaearctic catalog).
- LIU HOUPING & BAUER, 2006: 1096–1103 (entomopathogenic fungi *Beauveria* and *Metarhizium*).
- OHMOMO, 2006: 6 (checklist; Japan).
- Poland ET AL., 2006: 118–124 (threat to North America's ash).
- RODRIGUEZ SAONA ET AL., 2006: 75–84 (host plants findings; induced volatiles).
- TIMMS ET AL., 2006: 313–320 (within-tree distribution patterns; Canada (Ontario)).
- BARTELT ET AL., 2007: 1299–1301 (pheromonal function of lactone).
- BAUER ET AL., 2007: 51N–54N (progress in biological control).
- IZHEVSKII & MOZOLEVSKAYA, 2007: 153–155 (emerald ash borer in Moscow, Russia).
- LELITO ET AL., 2007: 537–551 (trapping; mating behavior).
- LIU HOUPING ET AL., 2007: 61–71 (parasitoids: *Oobius agrili*; *Tetrastichus planipennis*; China).
- LYONS ET AL., 2007: 1–58 (biology; life cycle; host plants; monitoring; Canada).
- McCULLOUGH & SIEGERT, 2007: 1577–1585 (estimated surface area of infested plants; eradication).
- McCULLOUGH ET AL., 2007: 1304–1315 (phytosanitary treatment).
- MOZOLEVSKAYA, 2007: 137–138 (new pest discovered in 2004; Russia: Moscow region).
- PETRICE & HAACK, 2007: 92–95 (survival in cut logs).
- RODRIGUEZ SAONA ET AL., 2007: 1–15 (adult behaviors).
- WEI XIA ET AL., 2007: 367–372 (damage traits; life history; northeastern China).
- YURCHENKO ET AL., 2007: 94–98 (faunal records; parasitoids; Russia: Primorsk, Khabarovsk).
- ZHAO ET AL., 2007: 826–831 (induced outbreak by an introduction of exotic tree species; China).
- ANULEWICZ ET AL., 2008: 230–240 (host range; oviposition preference; host selection).
- BARANCHIKOV ET AL., 2008: 233–236 (invasion in Russia and impact for Europe).
- BAUER ET AL., 2008: 38–39 (developing a biological control program).
- BELLAMY, 2008: 2238–2239 (subgenus *Uragrilus*; world catalog).
- BUCK & MARSHALL, 2008: 197–199 (secondary dispersal pathways of adult dispersal).
- CROOK ET AL., 2008a: 1103–1111 (antennal sensilla structure).
- CROOK ET AL., 2008b: 356–365 (development of a semiochemical lure).
- de GROOT ET AL., 2008: 1170–1179 (response to green leaf volatiles).

- FRANCESE ET AL., 2008: 1831–1837 (trap placement and design).
- LELITO ET AL., 2008: 668–673 (effectivity of the visual-cue based sticky traps).
- LINDELL ET AL., 2008: 434–442 (woodpecker predation).
- REBEK ET AL., 2008: 242–245 (host plant resistance).
- SMITLEY ET AL., 2008: 1643–1650 (progression ash canopy thinning).
- VASANTHAKUMAR ET AL., 2008: 1344–1351 (gut microbial communities).
- WESSELS-BERK & SCHOLTE, 2008: 165–168 (phytosanitary risk; Europe).
- NELSON ET AL., 2008: 172 (subgenus *Agrilus*; catalog; North America)
- CAPPAERT & McCULLOUGH, 2009: 16–28 (abundance of parasitoid *Atanycolus planipennis*).
- CROOK ET AL., 2009: 2160–2169 (response to the electromagnetic spectrum).
- DOUGLAS ET AL., 2009: 96 (history of discovery in North America).
- DUAN ET AL., 2009: 588–592 (parasitoids; biocontrol).
- JENDEK & GREBENNIKOV, 2009: 243 (notes).
- LELITO ET AL., 2009: 104–110 (evidence of a contact pheromone).
- LYONS ET AL., 2009: 40–52 (host selection).
- MARSH ET AL., 2009: 8–14 (new species of parasitoid *Atanycolus cappaerti* (Hymenoptera, Braconidae)).
- McCULLOUGH ET AL., 2009: 1331–1344 (attraction to stressed ash tree).
- MERCADER ET AL., 2009: 421–424 (dispersal in newly-colonized sites).
- PETRICE ET AL., 2009: 173–182 (biology; larval morphology).
- PURESWARAN ET AL., 2009: 757–765 (host selection and feeding preference).
- SILK ET AL., 2009: 601–608 (sex pheromone).
- VOLKOVITSH, 2009: 136 (subgenus *Uragerilus*; faunal records; notes; Russia: Primorskiy kray).
- BARANCHIKOV, 2010: 870–871 (biology; habitat; introduced range; pathways; impact; management).
- BAUER ET AL., 2010: 26–27 (biological control).
- CROOK & MASTRO, 2010: 101–112 (chemical ecology of adults).
- DUAN ET AL., 2010: 1513–1522 (impact of biotic factors).
- GRANT ET AL., 2010: 26–32 (response to hexenol and manuka oil).
- FRANCESE ET AL., 2010: 1235–1241 (optimizing trap color).
- HAACK ET AL., 2010: 1682–1692 (bark- and wood-boring insects in firewood).
- KOVACS ET AL., 2010: 569–578 (cost of damage in USA in 2009–2019).
- KULA ET AL., 2010: 246–257 (parasitoid, *Leluthia astigma*, Braconidae)).
- MARSHALL ET AL., 2010: 296–302 (trap and lures efficacy).
- POLAND & McCULLOUGH, 2010: 4–8 (biological control).
- TAYLOR ET AL., 2010: 128–148 (flight performance).
- WANG XIAO YI ET AL., 2010: 128 (biology; China).
- DUAN ET AL., 2011: 1–9 (biology of the parasitoid *Balcha indica*).
- GRANT ET AL., 2011: 173–179 (response to phoebe oil and hexenol).
- JENDEK & GREBENNIKOV, 2011: 153–155 (synonymy; references; types; diagnosis; host and distributional summary).
- MARSHALL ET AL., 2011: 91–96 (larvae detection model).

- SILK ET AL., 2011: 904–916 (pheromone and foliar volatile attraction).
- BELOKOBYLSKIY ET AL., 2012: 165–177 (parasitoid *Spathius galinae*; faunal records; Russia; South Korea; China).
- CHAMORRO ET AL., 2012: 1–11 (biology; larva; pupa; characters).
- CHEN YIGEN ET AL., 2012: 324–330 (nutritional ecology).
- COLEMAN ET AL., 2012: 220 (parasitoids and predators overview).
- CROOK ET AL., 2012: 429–436 (influence of trap color and host volatiles).
- CULLEN, 2012: D6 (impact on urban trees in Ottawa; Canada: Ontario).
- DUAN & OPPEL, 2012: 792–800 (parasitoid *Tetrastichus planipennisi* Eulophidae).
- DUAN ET AL., 2012: 199–207 (biocontrol; parasitoids).
- DUAN ET AL., 2012: 245–253 (biotic factors affecting immature stages; Russia: Khabarovsk, Vladivostok).
- FISSORE ET AL., 2012: 1015–1030 (impacts on biogeochemical and water cycling in residential landscapes).
- JOHNY ET AL., 2012: 41–48 (virulence of entomopathogenic fungus *Beauveria*).
- LU JI-FANG ET AL., 2012: 330–335 (adult longevity and fecundity).
- MERCADER ET AL., 2012: 272–279 (population density and dispersal in detection and monitoring).
- MITTAPALLI ET AL., 2012: 455–459 (mRNA profiles of piRNA genes).
- MCKENNEY ET AL., 2012: 81–91 (cost of damage to Canadian municipalities).
- PAIERO ET AL., 2012: 138–139 (characters; host plants summary).
- RUTLEDGE & KEENA, 2012a: 66–72 (mating frequency and fecundity).
- RYALL ET AL., 2012: 648–654 (attraction to volatile pheromone).
- SOBEK-SWANT ET AL., 2012: 23–31 (potential distribution in native and invaded range).
- TAYLOR ET AL., 2012: 3–6 (parasitoid guilds compilation).
- YANG ZHONG-QI ET AL., 2012: 619–626 (parasitoid *Sclerodermus pupariae* (Hymenoptera: Bethyridae); China)
- EPP0, 2013: (pest risk analysis).
- DUAN ET AL., 2013a: 166–172 (*Tetrastichus planipennisi* (Hymenoptera, Eulophidae) in Michigan).
- DUAN ET AL., 2013b: 166–172 (hymenopteran parasitoids).
- FOELKER ET AL., 2013: 532–538 (within tree colonization patterns and subsampling technique).
- PETRICE ET AL., 2013: 13–30 (trap color and shape)
- RUTLEDGE ET AL., 2013: 75–80 (survey technique by *Cerceris fumipennis*; faunal records).
- VOLKOVITSH & MOZOLEVSKAYA 2014: 8–19 (research history in Russia, distributional, host-range, ecological, parasitoid, control summary).
- = *marcopoli* Obenberger, 1930 (*Agrilus*)
- OBENBERGER, 1930: 108–109 (description).
- MIWA & CHŪJŌ, 1940: 74 (cited as *malcopoli*; faunal record; Japan: Sapporo).
- IGA, 1955: 78 (iconography; Japan).
- KUROSAWA, 1956: 40 (faunal records; Korea).
- IGA, 1962: 78 (iconography; Japan).
- KUROSAWA, 1963: 153 (characters; Japan).

- KO, JE HO, 1969: 214 (pest; Korea).
- KUROSAWA, 1974b: 3 (notes).
- ALEXEEV, 1979: 127–128 (subgenus *Anambus*; cited as *markopoli*; faunal records; characters; Russia; China).
- TÔYAMA, 1985: 23 (iconography; Japan).
- ALEXEEV, 1989: 482 (characters in key; Primorsk; Japan; China).
- LI JINGKE, 1992: 92 (checklist; northeastern China).
- YU CHENGMIN, 1992: 400–401 (characters; biology; China; Mongolia; Korea; Japan).
- JENDEK, 1994: 21 (synonym of *planipennis*; lectotype designation).
- AKIYAMA & OHMOMO, 1997: 37 (synonym of *planipennis*).
- NONNAIZAB ET AL., 1999: 113 (checklist; China: Inner Mongolia).
- HUA LI ZHONG, 2002: 90 (cited as *macropoli*; checklist; China).
- XU GONGTIAN, 2003: 321 (biology; instars).
- JENDEK, 2006a: 395 (synonym of *planipennis*; Palaearctic catalog).
- BELLAMY, 2008: 2238 (synonym of *planipennis*; world catalog).
- JENDEK & GREBENNIKOV, 2011: 154 (synonym of *planipennis*).
- PAIERO ET AL., 2012: 138 (synonym of *planipennis*)
- = *feretrius* Obenberger, 1936b (*Agrilus*)
- OBENBERGER, 1936b: 37–38 (description).
- MIWA & CHÛJÔ, 1936: 16 (catalog; Japan).
- OBENBERGER, 1936a: 1105 (cited as *teretrius*; world catalog).
- KUROSAWA, 1974b: 3 (cited as *teretrius*; related to *A. marcopoli*).
- PENG ZHONGLIANG, 1987: 355 (checklist; China).
- JENDEK, 1994: 21 (synonym of *planipennis*; lectotype designation).
- AKIYAMA & OHMOMO, 1997: 37 (synonym of *planipennis*).
- HUA LI ZHONG, 2002: 89 (cited as *feretrius* on page 89 and as *teretrius* on page 90; checklist; China: Taiwan).
- MÛHLE, 2003: 47 (cited as *teretrius*; checklist; Taiwan).
- JENDEK, 2006a: 395 (synonym of *planipennis*; Palaearctic catalog).
- BELLAMY, 2008: 2238 (synonym of *planipennis*; world catalog).
- JENDEK & GREBENNIKOV, 2011: 154 (synonym of *planipennis*).
- = *ulmi* Kurosawa, 1956 (subspecies of *marcopoli*)
- KUROSAWA, 1956: 40–41 (description).
- KUROSAWA, 1963: 153 (subspecies of *marcopoli*; notes; Japan).
- KUROSAWA, 1974b: 3 (subspecies of *marcopoli*; notes).
- KUROSAWA, 1974c: 1 (characters; notes).
- ALEXEEV, 1979: 127 (subspecies of *marcopoli* cited as *markopoli*; notes).
- TÔYAMA, 1985: 23 (subspecies of *marcopoli*; iconography; Japan).
- HIRASHIMA, 1989: 323 (subspecies of *marcopoli*; checklist; Japan).
- JENDEK, 1994: 21 (synonym of *planipennis*).
- MORIMOTO & TADAUCHI, 1995: 231 (subspecies of *marcopoli*; checklist; Japan).



- AKIYAMA & AKIYAMA, 1996: 185 (subspecies of *planipennis*; faunal records; Japan: Honshu).
- AKIYAMA & OHMOMO, 1997: 5, 37 (subspecies of *planipennis*; checklist).
- AKIYAMA & OHMOMO, 2000: 275 (subspecies of *planipennis*; faunal records; Japan).
- JENDEK, 2006a: 395 (synonym of *planipennis*; Palaearctic catalog).
- OHMOMO, 2006: 6 (synonym of *planipennis*).
- BELLAMY, 2008: 2238 (synonym of *planipennis*; world catalog).
- JENDEK & GREBENNIKOV, 2011: 154 (synonym of *planipennis*).
- PAIERO ET AL., 2012: 138 (synonym of *planipennis*)

**Type material:** *Agrilus planipennis* Fairmaire, 1888. **Type locality:** Pekin. **Type specimens:** Lectotype designated by JENDEK (1994), (MNHN).

*Agrilus marcopoli* Obenberger, 1930. **Type locality:** Mongolia or: Chan-Heu. **Type specimens:** Lectotype designated by JENDEK (1994), (NMPC).

*Agrilus feretrius* Obenberger, 1936b. **Type locality:** Formosa. **Type specimens:** Lectotype designated by JENDEK (1994), (NMPC).

*Agrilus marcopoli ulmi* Kurosawa, 1956. **Type locality:** Sapporo. Hokkaidō. **Type specimens:** Holotype, ♀ (NSMT).

**Specimens examined:** see: JENDEK & GREBENNIKOV (2011); [*A. m. ulmi*]: JAPAN: “Sapporo, Hokkaidoh, 31.vii.1942, H. Hasegawa / HOLOTYPE, *Agrilus marco-poli* OBB. ssp. *ulmi* Y. Kurosawa, 1956”; Paratypes: JAPAN: Hokkaidoh: 3 ♀ (NSMT): “Sapporo, Hokkaidoh, 31.vii.1942, H. Hasegawa”; 1 ♀ (NSMT): “Kotambetsu, Tomamae, Kokkaidoh, 17.viii.1949, K. Katsumura”; 1 ♀ (NSMT): “Nippara, Oku-tama, Tokio, 4.viii.1957, M. Hyakijtake”; 1 ♀ (NSMT): “Hokkaido, Shikotsu-ko, 14.viii.1970, J. Akiyama”; 1 ♀ (NSMT): Tokyo, Nippara, 26.vii.1966, Y. Kurosawa”; 1 ♀ (NSMT): “Ogawadani, Okutama, 1966.9.11, Coll. T. Goh”; 1 ♀ (NSMT): “1975.viii.14, Koganesawa (Yamanashi), R. Mayashi”; 1 ♀ (NSMT): “Naidaijin, Yabe T., Kumamoto Pref., 12.viii.1979, H. Irie”; [*A. m. marcopoli*]: 1 ♂ (NSMT): “Sugasaka Pass, Maizuru, Kyoto Pref, 23.vi.1943, M. Kawai / [red label] / No. 240”.

**Host plants:** *Fraxinus*: GATES & GIBSON, 2004; HAACK ET AL., 2002; HERMS ET AL., 2003; MÜHLE, 2003; WEI XIA ET AL., 2007.

*Fraxinus americana*: HERMS ET AL. 2003; LIU HOUPING & BAUER, 2005; McCULLOUGH & ROBERTS, 2002.

*Fraxinus chinensis*: LIU HOUPING & BAUER, 2005; WEI ET AL., 2004; YU CHENGMIN, 1992 (as *marcopoli*).

*Fraxinus mandshurica*: LIU HOUPING & BAUER, 2005; LIU HOUPING ET AL., 2007; RODRIGUEZ SAONA ET AL., 2006; WEI ET AL., 2004; YU CHENGMIN, 1992 (as *marcopoli*); YURCHENKO ET AL., 2007.

*Fraxinus mandshurica* var. *japonica*: AKIYAMA & OHMOMO, 1997 (as *ulmi*).

*Fraxinus nigra*: HERMS ET AL., 2003; LIU HOUPING & BAUER, 2005; McCULLOUGH & ROBERTS, 2002.

*Fraxinus pennsylvanica*: HERMS ET AL., 2003; LIU HOUPING & BAUER, 2005; LIU HOUPING ET AL., 2007; McCULLOUGH & ROBERTS, 2002.

*Fraxinus quadrangulata*: HERMS, STONE & CHATFIELD, 2003.

*Fraxinus rhynchophylla*: LIU HOUPING & BAUER, 2005; LIU HOUPING ET AL., 2007; WEI ET AL., 2004; YU CHENGMIN, 1992 (as *marcopoli*); YURCHENKO ET AL., 2007.

*Fraxinus velutina*: LIU HOUPING & BAUER, 2005; WEI, REARDON, WU & SUN, 2004.

*Juglans*: MÜHLE, 2003.

*Juglans mandshurica* var. *sieboldiana*: AKIYAMA & OHMOMO, 1997 (as *ulmi*).

*Pterocarya*: MÜHLE, 2003.

*Pterocarya rhoifolia*: AKIYAMA & OHMOMO, 1997 (as *ulmi*).

*Ulmus*: ALEXEEV, 1989 (as *marcopoli*); MÜHLE, 2003.

*Ulmus davidiana* var. *japonica*: AKIYAMA & OHMOMO, 1997 (as *ulmi*); KO, JE HO, 1969 (as *marcopoli*).

**Distribution:** (as of may 2014) **Asia:** **CHINA:** Beijing; Hebei; Heilongjiang; Jilin; Liaoning; Nei Mongol; Shandong; Sichuan; Taiwan; Tianjin. **JAPAN:** Hokkaido; Honshu; Kyushu; Shikoku. **NORTH KOREA. SOUTH KOREA. MONGOLIA. RUSSIA:** (native) Khabarovsk Krai; Primorskiy Krai; (introduced) Kaluga; Moscow; Orel; Ryazan; Smolensk; Tambov; Tula; Tver; Vladimir; Voronezh; Yaroslavl. **North America** (introduced): **CANADA:** Ontario; Quebec. **UNITED STATES:** Colorado; Connecticut; Georgia; Illinois; Indiana; Iowa; Kansas; Kentucky; Maryland; Massachusetts; Michigan; Minnesota; Missouri; New Hampshire; New Jersey; New York; North Carolina; Ohio; Pennsylvania; Tennessee; Virginia; West Virginia; Wisconsin.

### ***Agrilus pseudolubopetri* Jendek & Chamorro, 2012**

*pseudolubopetri* Jendek & Chamorro, 2012 (*Agrilus*)

– JENDEK & CHAMORRO, 2012: 78 (description).

**Type material:** *Agrilus pseudolubopetri* Jendek & Chamorro, 2012. **Type locality:** Northeastern Laos, Hua Phan Province, ~20°12'N 104°01'E, Phu Phan Mt. **Type specimens:** Holotype (EJCB).

**Specimens examined:** see: JENDEK & CHAMORRO, 2012; **CHINA:** [Taiwan]: 1 ♀ (NSMT): "Formosa, nr Hori, vi.1968".

**Host plants:** Unknown.

**Distribution:** **LAOS:** Hua Phan Province. **CHINA:** Taiwan.

### ***Agrilus qinling* Jendek, 2000**

*qinling* Jendek, 2000 (*Agrilus*)

– JENDEK, 2000b: 190, 192 (description).

– JENDEK, 2006a: 401 (Palearctic catalog).

– BELLAMY, 2008: 2257 (world catalog).

– JENDEK & GREBENNIKOV, 2011: 167 (references; types; diagnosis; East Asia).

**Type material:** *Agrilus qinling* Jendek, 2000. **Type locality:** China, 1000–1300 m, Shaanxi, Qinling mts., Xunyangba (6 km E). **Type specimens:** Holotype (EJCB).

**Specimens examined:** Known only from the type specimens.

**Host plants:** Unknown.

**Distribution:** CHINA: Shaanxi.

### ***Agrilus rubensteini* Chamorro & Jendek, 2014**

*rubensteini* Chamorro & Jendek, 2014 (*Agrilus*)

– CHAMORRO & JENDEK, 2014: 33 (description).

**Type material:** *Agrilus rubensteini* Chamorro & Jendek, 2014. **Type locality:** Philippines, Luzon, Ifugao Province, Liwo 8 km E Mayoyao, 1000–1300 m. **Type specimens:** Holotype, ♀ (BPBM).

**Specimens examined:** Known only from the holotype.

**Host plants:** Unknown.

**Distribution:** PHILIPPINES: Luzon.

### ***Agrilus tomentipennis* Jendek & Chamorro, 2012**

*tomentipennis* Jendek & Chamorro, 2012 (*Agrilus*)

– JENDEK & CHAMORRO, 2012: 91 (description).

**Type material:** *Agrilus tomentipennis* Jendek & Chamorro, 2012. **Type locality:** Northeastern Laos, Xieng Khouang province, 45 km East of Phonsavan: Ban Namseung.

**Type specimens:** Holotype (EJCB).

**Specimens examined:** see: Jendek & Chamorro, 2012; **CHINA: [Taiwan]:** 1 ♀ (NSMT): “Sulo (nr. Palin), Taoyuan, N. Formosa, 19.vii.1978, T. Shimomura”.

**Host plants:** Unknown.

**Distribution:** LAOS: Xieng Khouang Province; **CHINA: Taiwan.**

## *Agrilus hewitti* group

### *Agrilus hewitti* Kerremans, 1912

*hewitti* Kerremans, 1912 (*Agrilus*)

- KERREMANS, 1912: 74 (description).
- OBENBERGER, 1936a: 1085 (world catalog).
- OBENBERGER, 1960: 125–126 (type examination; redescription).
- JENDEK, 2006b: 34 (*Sarawakita*; lectotype designation; synonymy).
- BELLAMY, 2008: 2380 (*Sarawakita*; world catalog)
- JENDEK & CHAMORRO, 2012: 73 (references; faunal records)
- = *latifrons* Obenberger, 1924 (*Sarawakita*)
- OBENBERGER, 1924a: 40 (description).
- JENDEK, 2006b: 34 (*Sarawakita*; synonym of *hewitti*; lectotype designation)
- BELLAMY, 2008: 2380 (*Sarawakita*; synonym of *hewitti*; world catalog)
- JENDEK & CHAMORRO, 2012: 73 (synonym of *hewitti*)

**Type material:** *Agrilus hewitti* Kerremans, 1912. **Type locality:** Sarawak: Kuching.  
**Type specimens:** Lectotype designated by JENDEK (2006b), (MNHN).

*Agrilus latifrons* Obenberger, 1912. **Type locality:** Sarawak: Kuching. **Type specimens:** Lectotype designated by JENDEK (2006b), (NMPC).

**Specimens examined:** See Jendek & Chamorro (2012).

**Host plants:** Unknown.

**Distribution:** MALAYSIA: Sabah; Sarawak.

### *Agrilus daillieri* Baudon, 1965

*daillieri* Baudon, 1965 (*Agrilus*)

- BAUDON, 1963: 54 ([Note: Unavailable name, cited without characters]).
- BAUDON, 1965: 223–224 (description).
- DESCARPENTRIES & VILLIERS, 1967: 149 (*sinensis* species group).
- BAUDON, 1968: 135, 168 (characters in key; Laos).
- OHMOMO, 2002: 23 (Thailand).
- BELLAMY, 2008: 2057 (world catalog).
- JENDEK & CHAMORRO, 2012: 73 (type examination; faunal records; notes)

**Type material:** *Agrilus daillieri* Baudon, 1965. **Type locality:** Laos: Pak Ca Dinh.  
**Type specimens:** Holotype (MHNB).



**Specimens examined:** SEE: JENDEK & CHAMORRO, 2012.

**Host plants:** Unknown.

**Distribution:** LAOS. THAILAND.

## ***Agrilus piliventris* group**

### ***Agrilus ampliatus* Kerremans, 1900**

*ampliatus* Kerremans, 1900 (*Agrilus*)

- KERREMANS, 1900c: 4, 21, 23–24 (description).
- KERREMANS, 1903: 277 (catalog).
- OBENBERGER, 1936a: 1073 (world catalog).
- BELLAMY, 2008: 1963 (world catalog).
- JENDEK, 2012: 4 (lectotype designation).

**Type material:** *Agrilus ampliatus* Kerremans, 1900c. **Type locality:** [Sumatra] Hindrapoera. **Type specimens:** Lectotype designated by Jendek (2012), (MNHN).

**Specimens examined:** Known only from the type specimens.

**Host plants:** Unknown.

**Distribution:** INDONESIA: Sumatra.

### ***Agrilus maculipennis* Kerremans, 1900**

*maculipennis* Kerremans, 1900 (*Agrilus*)

- KERREMANS, 1900c: 4, 21, 24–25 (description).
- KERREMANS, 1903: 277 (catalog).
- OBENBERGER, 1936a: 1090 (world catalog).
- BELLAMY, 2008: 2175 (world catalog).

**Type material:** *Agrilus maculipennis* Kerremans, 1900c. **Type locality:** [Sumatra] Hindrapoera. **Type specimens:** Holotype by monotypy (BMNH).

**Specimens examined:** Known only from the type specimen.

**Host plants:** Unknown.

**Distribution:** INDONESIA: Sumatra.

***Agrilus ostrinus* Kerremans, 1892**

*ostrinus* Kerremans, 1892b (*Agrilus*)

- KERREMANS, 1892b: 819–820 (description).
- KERREMANS, 1903: 288 (catalog).
- OBENBERGER, 1936a: 1096 (world catalog).
- JENDEK, 2003: 184 (lectotype designation).
- BELLAMY, 2008: 2221 (world catalog).

**Type material:** *Agrilus ostrinus* Kerremans, 1892b. **Type locality:** Carin Cheba, 900–1100 m [Myanmar]. **Type specimens:** Lectotype designated by JENDEK (2003), (MCSN).

**Specimens examined:** LAOS: Louang Namtha: 1 ♀ (EJCB): “Laos, Louang Namtha pr., 21°09'N, 101°19'E, Namtha - Muang Sing, 5–31.v.1997, 900–1200 m, Vit Kubáň leg.”.

**Host plants:** Unknown.

**Distribution:** LAOS: Louang Namtha. MYANMAR.

***Agrilus piliventris* Deyrolle, 1864**

*piliventris* Deyrolle, 1864 (*Agrilus*)

- DEYROLLE, 1864: 138, 157–158 (description).
- GEMMINGER & HAROLD, 1869: 1444 (catalog).
- SAUNDERS, 1871: 122 (catalog).
- KERREMANS, 1892c: 267 (catalog).
- KERREMANS, 1903: 289 (catalog).
- OBENBERGER, 1936a: 1098 (world catalog).
- JENDEK, 1998: 328 (lectotype designation).
- JENDEK, 2003: 185 (synonymy).
- BELLAMY, 2008: 2235–2236 (world catalog).
- = *takedai* Tôyama, 1987 (*Agrilus*)
- TÔYAMA, 1987: 316–318 (description).
- JENDEK, 2003: 185 (synonym of *piliventris*).
- BELLAMY, 2008: 2236 (synonym of *piliventris*; world catalog).
- = *takehiro* Tôyama, 1987 (*Agrilus*)
- TÔYAMA, 1987: 318 (description).
- JENDEK, 2003: 185 (synonym of *piliventris*).
- BELLAMY, 2008: 2236 (synonym of *piliventris*; world catalog).

**Type material:** *Agrilus piliventris* Deyrolle, 1864. **Type locality:** Bornéo. **Type specimens:** Lectotype designated by JENDEK (1998: 328), (MNHN).

*Agrilus takedai* Tôyama, 1987. **Type locality:** Crocker Range (ca 800 m alt.), Kimanis Road, near Keningau, Sabah, East Malaysia. **Type specimens:** Holotype by monotypy (NSMT).

*Agrilus takehiro* Tôyama, 1987. **Type locality:** Cameron Highlands, West Malaysia. **Type specimens:** Holotype (NSMT).

**Specimens examined:** **INDONESIA: Sumatra:** 1 ♀ (EJCB): "Sumatra, III.1992, Mt. Talang, Cermak lgt.". **MALAYSIA: Perak:** 1 ♀ (MNHN): "Perak, 1100 m, Gounong Boubou, W. Doherty".

**Host plants:** Unknown.

**Distribution:** **INDONESIA:** Kalimantan; Sumatra. **MALAYSIA:** Malaysia Peninsular; Sabah; Sarawak.

### ***Agrilus pseudostrinus* Jendek, 2000**

*pseudostrinus* Jendek, 2000 (*Agrilus*)

– JENDEK, 2000a: 152 (description).

– BELLAMY, 2008: 2251 (world catalog).

**Type material:** *Agrilus pseudostrinus* Jendek, 2000. **Type locality:** W Sumatra Padang. **Type specimens:** Holotype (EJCB).

**Specimens examined:** Known only from the holotype.

**Host plants:** Unknown.

**Distribution:** **INDONESIA:** Sumatra.

### ***Agrilus spineus* Jendek & Chamorro, 2012**

*spineus* Jendek & Chamorro, 2012 (*Agrilus*)

– JENDEK & CHAMORRO, 2012: 88 (description).

**Type material:** *Agrilus spineus* Jendek & Chamorro, 2012. **Type locality:** Malaysia, Borneo Island, Sarawak Province, Bako National Park. **Type specimens:** Holotype (EJCB).

**Specimens examined:** see: JENDEK & CHAMORRO, 2012.

**Host plants:** Unknown.

**Distribution:** **MALAYSIA:** Sarawak state.

## *Agrilus sinensis* group

### *Agrilus coreanus* Obenberger, 1935

*coreanus* Obenberger, 1935 (*Agrilus*)

- OBENBERGER, 1935: 163 (description).
- MIWA & CHŪJŌ, 1936: 15 (catalog; Japan).
- OBENBERGER, 1936a: 978 (world catalog).
- JENDEK, 1995: 145 (lectotype designation; characters).
- ALEXEEV, 1998: 379 (subgenus *Sinagrilus*; subgeneric classification).
- JENDEK, 2006: 394 (subgenus *Sinagrilus*; Palaearctic catalog).
- BELLAMY, 2008: 2039 (subgenus *Sinagrilus*; world catalog).
- JENDEK & GREBENNIKOV, 2011: 64 (synonymy; references; types; diagnosis; host and distributional summary).

**Type material:** *Agrilus coreanus* Obenberger, 1935. **Type locality:** Korea: Chemulpo.

**Type specimens:** Lectotype designated by JENDEK (1995), (NMPC).

**Specimens examined:** Known only from the holotype.

**Host plants:** Unknown.

**Distribution:** SOUTH KOREA.

### *Agrilus sinensis sinensis* Thomson, 1879

*sinensis* Thomson, 1879 (*Agrilus*)

- THOMSON, 1879: 73 (description).
- KERREMANS, 1903: 278 (cited as *chinensis*, catalog).
- JAKOBSON, 1913: 798 (catalog; Russia and Europe).
- BODEMEYER, 1915: 447 (cited as *chinensis*; faunal record; China: Heilongjiang).
- OBENBERGER, 1924b: 36, 37 (note).
- OBENBERGER, 1926: 654 (Palaearctic catalog).
- OBENBERGER, 1934: 14 (note).
- OBENBERGER, 1935: 163 (note).
- OBENBERGER, 1936a: 1098 (world catalog).
- OBENBERGER, 1958: 237 (faunistic records; China).
- DESCARPENTRIES & VILLIERS, 1963: 8 (notes).
- COBOS, 1972: 56 (subgenus *Agrilus*; checklist; Mongolia).
- KUROSAWA, 1975: 1 (note).
- HOU, 1987: 590 (notes; Yunnan).
- PENG ZHONGLIANG, 1987: 358 (checklist; China).



- PENG ZHONGLIANG, 1992: 398–399 (characters; notes; Hunan).
- JENDEK, 1995: 144, 145 (lectotype designation; characters; central and southeastern China).
- AKIYAMA & OHMOMO, 1997: 39 (checklist; Japan: Honshu; China; Indochina).
- ALEXEEV, 1998: 379 (subgenus *Sinagrilus*; genotype of the subgenus *Sinagrilus*).
- HUA LI ZHONG, 2002: 90 (checklist; China: Inner Mongolia, Gansu, Hubei, Jiangsu, Jiangxi, Fujian, Hainan, Hunan, Guangxi, Guizhou, Sichuan, Yunnan, Xizang).
- LIN GUI RUI, 2002: 234 (checklist; pest).
- PENG ZHONGLIANG, 2002: 267 (characters; Fujian).
- JENDEK, 2006: 396 (subgenus *Sinagrilus*; Palaeartic catalog).
- BELLAMY, 2008: 2294 (subgenus *Sinagrilus*; world catalog).
- JENDEK & GREBENNIKOV, 2011: 186 (synonymy; references; types; diagnosis; host and distributional summary).
- = *obscuripennis* Fairmaire, 1888 (*Agrilus* [preoccupied])
- Fairmaire, 1888: 120 (description).
- Kerremans, 1892c: 256 (synonymy of *fairmairei*; catalog).
- Kerremans, 1903: 285 (synonym of *fairmairei*).
- Jakobson, 1913: 798 (synonym of *fairmairei*; catalog).
- Obenberger, 1936: 990 (synonym of *fairmairei*).
- Jendek, 2006: 398 (synonym of *fairmairei*; Palaeartic catalog).
- Bellamy, 2008: 2089 (synonym of *fairmairei*; world catalog).
- Jendek & Grebennikov, 2011: 186 (synonymy; references; types; diagnosis; host and distributional summary).
- = *fairmairei* Kerremans, 1892 (*Agrilus*; replacement name for *obscuripennis* Fairmaire not Gory)
- Kerremans, 1892c: 252 (replacement name proposal).
- Kerremans, 1903: 285 (catalog).
- Jakobson, 1913: 798 (catalog; Russia and Europe).
- Obenberger, 1936: 990 (world catalog).
- Peng Zhongliang, 1987: 355 (checklist; China).
- Hua Li Zhong, 2002: 89 (checklist; China: Beijing).
- Jendek, 2006: 398 (Palaeartic catalog).
- Bellamy, 2008: 2089 (world catalog).
- Jendek & Grebennikov, 2011: 186 (synonymy; references; types; diagnosis; host and distributional summary).
- = *pseudimitans* Miwa & Chûjô, 1940 (*Agrilus*)
- Miwa & Chûjô, 1940: 54, 60, 73 (description).
- Kurosawa, 1947: 2 (erroneously cited as the variety of *cyaneoniger*; lapsus; see Akiyama & Ohmomo, 1997).
- Kurosawa, 1975: 1 (synonym of *sinensis*).
- Akiyama & Ohmomo, 1997: 39 (synonym of *sinensis*).
- Jendek, 2006: 394 (synonym of *sinensis sinensis*; Palaeartic catalog).
- BELLAMY, 2008: 2294 (synonym of *sinensis*; world catalog).

– JENDEK & GREBENNIKOV, 2011: 186 (synonymy; references; types; diagnosis; host and distributional summary).

**Type material:** *Agrilus sinensis* Thomson, 1879. **Type locality:** Shang-Hai. **Type specimens:** Lectotype designated by Jendek (1995), (MNHN).

*Agrilus obscuripennis* Fairmaire, 1888. **Type locality:** Pekin. **Type specimens:** Not located. Not in MNHN.

*Agrilus fairmairei* Kerremans, 1892. **Type locality and specimens:** see: *Agrilus obscuripennis* Fairmaire, 1888.

*Agrilus pseudimitans* Miwa & Chûjô, 1940. **Type locality:** Nikkô, Japan. **Type specimens:** Not located. Described from 1 specimen.

**Specimens examined:** see: Jendek & Grebennikov (2011)

**Host plants:** Unknown.

**Distribution:** **CHINA:** Beijing, Fujian, Guizhou, Heilongjiang, Hunan, Jiangxi, Jiangsu, Shanghai, Sichuan, Xizang, Yunnan. **JAPAN:** Honshu. **LAOS:**

### ***Agrilus sinensis splendidicollis* Fairmaire, 1889**

*splendidicollis* Fairmaire, 1889 (*Agrilus*)

– Fairmaire, 1889: 348 (description).

– Kerremans, 1892c, 273 (catalog).

– Kerremans, 1900a: 341 (synonym of *sinensis*).

– Kerremans, 1903: 278 (synonym of *sinensis* cited as *chinensis*).

– Jakobson, 1913: 798 (synonym of *sinensis*; catalog).

– Obenberger, 1924b:36, 37 (subspecies of *sinensis*).

– Obenberger, 1926: 654 (subspecies of *sinensis*; Palaearctic catalog).

– Obenberger, 1936a: 1041 (cited as *splendidicollis*; subspecies of *sinensis*; world catalog).

– BAUDON, 1963: 54 (subspecies of *sinensis*; misspelled as "*chinensis* s.sp. *auricollis*"; faunal record; Laos).

– DESCARPENTRIES & VILLIERS, 1963: 2, 8 (subspecies of *sinensis*; characters; faunal records; Tonkin; Laos; Bhoutan).

– Baudon, 1968: 106, 110 (subspecies of *sinensis*).

– Kurosawa, 1975: 1 (subspecies of *sinensis*).

– Hou, 1987: 591 (notes; Yunnan).

– Peng Zhongliang, 1987: 358 (cited as *splendidicollis*; subspecies of *sinensis*; checklist; China).

– Hou, 1988: 279 (checklist; China: Xizang).

– Jendek, 1995: 145 (subspecies of *sinensis*; lectotype designation; synonymy; characters; China: Yunnan; Vietnam; Laos; Thailand; West Bengal).

– Hua Li Zhong, 2002: 90 (cited twice, as a subspecies of *sinensis* and as a species; checklist; China: Jiangsu, Sichuan, Yunnan [as a subspecies of *sinensis*]).

- JENDEK, 2006: 394 (subgenus *Sinagrilus*; subspecies of *sinensis*; Palaearctic catalog).
- Bellamy, 2008: 2294 (subspecies of *sinensis*; world catalog).
- Jendek & Grebennikov, 2011: 187 (synonymy; references; types; diagnosis; host and distributional summary).
- = *lameyi* Obenberger, 1924 (*Agrilus*; subspecies of *sinensis*)
- Obenberger, 1924: 36–37 (description).
- Obenberger, 1926: 654 (subspecies of *sinensis*; Palaearctic catalog).
- Obenberger, 1936: 1041 (subspecies of *sinensis*; world catalog).
- Kurosawa, 1975: 1 (subspecies of *sinensis*).
- Peng Zhongliang, 1987: 358 (subspecies of *sinensis*; checklist; China).
- Jendek, 1995: 145 (synonym of *sinensis splendidicollis*; lectotype designation).
- Hua Li Zhong, 2002: 90 (subspecies of *sinensis*; checklist; China).
- Jendek, 2006: 394 (synonym of *sinensis splendidicollis*; Palaearctic catalog).
- Bellamy, 2008: 2294 (synonym of *sinensis splendidicollis*; world catalog).
- Jendek & Grebennikov, 2011: 186 (synonymy; references; types; diagnosis; host and distributional summary).
- = *bayeri* Obenberger, 1935 (*Agrilus*)
- Obenberger, 1935: 161 (description).
- Obenberger, 1936: 959 (world catalog).
- Obenberger, 1958: 236 (cited as *bayeri*; faunistic records; China).
- Hou, 1987: 591 (notes; Yunnan).
- Peng Zhongliang, 1987: 354 (cited as *bayeri*; checklist; China).
- Jendek, 1995: 145 (synonym of *sinensis splendidicollis*; lectotype designation).
- Hua Li Zhong, 2002: 89 (checklist; China: Yunnan).
- Jendek, 2006: 394 (synonym of *sinensis splendidicollis*; Palaearctic catalog).
- Bellamy, 2008: 2294 (cited as *bayeri*; synonym of *sinensis splendidicollis*; world catalog).
- Jendek & Grebennikov, 2011: 186 (synonymy; references; types; diagnosis; host and distributional summary).

**Type material:** *Agrilus sinensis splendidicollis* Fairmaire, 1889. **Type locality:** Tonkin. **Type specimens:** Lectotype designated by JENDEK (1995), (MNHN).

*Agrilus sinensis lameyi* Obenberger, 1924. **Type locality:** Na-lang (Tonkin nord). **Type specimens:** Lectotype designated by JENDEK (1995), (NMPC).

*Agrilus bayeri* Obenberger, 1935. **Type locality:** China, prov. Yunnan, vallis flum. Soling-ho. **Type specimens:** Lectotype designated by JENDEK (1995), (NMPC).

**Specimens examined:** see: JENDEK & GREBENNIKOV (2011).

**Host plants:** Unknown.

**Distribution:** CHINA: Sichuan, Xizang, Yunnan. INDIA: West Bengal. LAOS. THAILAND. VIETNAM.

## References

- Abeille de Perrin E (1897) Notes sur les Buprestides paléarctiques (Suite). *Revue d'Entomologie* 16: 1–33.
- Akers RC, Nielson DG (1990) Reproductive biology of the bronze birch borer (Coleoptera: Buprestidae) on selected trees. *Journal of Entomological Science* 25: 196–203.
- Akers RC, Herms DA, Nielsen DG (1986) Emergence and adult biology of *Agrilus difficilis* (Coleoptera: Buprestidae), a pest of honeylocust, *Gleditsia triacanthos*. *The Great Lakes Entomologist* 19: 27–30.
- Akiyama Y, Akiyama K (1996) The Buprestid beetles (Coleoptera: Buprestidae) from Hiroshima Prefecture, southwestern Japan. *Miscellaneous Reports of the Hiwa Museum for Natural History*, 34, 181–192. (in Japanese with English subtitle and summary)
- Akiyama K, Ohmomo S (1997) A checklist of the Japanese Buprestidae. *Gekkan-Mushi Supplement* 1: 1–67.
- Akiyama K, Ohmomo S (2000) The buprestid beetles of the world. *Mushi-Sha's iconographic series of insects* 4. Fujita, H. (ed.), Tokyo, Shizawa printing Co. Ltd. 341 pp.
- Alexeev AV (1979) Novye, ranee neizvestnye s territorii SSSR i maloizvestnye vidy zhukov-zlatok (Coleoptera, Buprestidae) vostochnoi Sibiri i Dal'nego Vostoka, p. 123–139. In: Krivolutskaya GO (Ed) *Zhuki Dalnego Vostoka i vostochnoi Sibirii (novye dannye po faune i sistematike)*, Vladivostok, 157 pp. (in Russian)
- Alexeev AV (1989) Buprestidae-Zlatki, p. 463–489. In: Ler PA (Ed) *Opredelitel' nasekomykh Dal'nego Vostoka SSSR, Tom 3, Zhestkokrylye, ili zhuki, Chast' 1*, Leningrad, Nauka, 572 pp. (in Russian)
- Alexeev AV (1998) K podrodovoi klassifikatsii zlatok roda *Agrilus* Curtis (Coleoptera, Buprestidae) fauny palearktiki. *Entomologicheskoe Obozrenie* LXXVII: 367–383. (in Russian with English summary and subtitle)
- Anderson RF (1944) The relation between host condition and attacks by the bronzed birch borer. *Journal of Economic Entomology* 37: 588–596.
- Anonymous (1894) A new pear insect. *Insect Life* 7, 258–260.
- Anonymous (1986) A list of plant diseases, insect pests, and weeds in Korea. *Korean Society of Plant Protection*, Seoul, 633 pp.
- Anonymous (1991) Nature study of the Akaishi basin, Aomori prefecture, Japan. *Aomori prefectural museum*, 176 pp. (in Japanese with English subtitle)
- Anonymous (2005) Data sheets on quarantine pests. Fiches informatives sur les organismes de quarantaine. *Agrilus planipennis*. *Bulletin OEPP/EPPO* 35: 436–438.

- Anonymous (2007) Beetles of Mt. Wasamata and its adjacent regions, Kii Peninsula, Central Japan. Regional Natural History of Coleoptera No. 3. Osaka, The Japan Coleopterological Society, Osaka, 114 + 3 pp. (in Japanese with English subtitle and summary)
- Anulewicz A, McCullough D, Cappaert D and Poland T (2008) Host range of the emerald ash borer (*Agrilus planipennis* Fairmaire) (Coleoptera: Buprestidae) in North America: results of multiple-choice field experiments. *Environmental Entomology* 37: 230–241. doi: 10.1603/0046-225X(2008)37[230:HROTEA]
- Baltazar CR, Salazar NP (1979) Philippine Insects: An Introduction. University of the Philippines Press, Quezon City, 138 pp.
- Baranchikov Y (2010) *Agrilus planipennis* Fairmaire 1888 - Emerald Ash Borer (Coleoptera, Buprestidae). p. 870–871. In: Roques A, Kenis M, Lees D, Lopez-Vaamonde C, Rabitsch W, Rasplus JY, Roy DB (Eds) Alien terrestrial arthropods of Europe. Sofia, Moscow, Pensoft, 1028 pp.
- Baranchikov Y, Mozolevskaya E, Yurchenko G, Kenis M (2008) Occurrence of the emerald ash borer, *Agrilus planipennis* in Russia and its potential impact on European forestry. *EPPO Bulletin* 38: 233–238. doi: 10.1111/j.1365-2338.2008.01210.x
- Balch RE, Prebble JS (1940) The bronze birch borer and its relation to the dying of birch in New Brunswick forests. *Forestry Chronicle* 16: 179–201. doi:10.5558/tfc16179-3
- Barter GW (1957) Studies of the bronze birch borer, *Agrilus anxius* Gory, in New Brunswick. *The Canadian Entomologist* 89: 12–36. doi: 10.4039/Ent8912-1
- Bartels DW (2004) Hyperspectral remote sensing for emerald ash borer. p. 19. In: Mastro V, Reardon R (Eds) Emerald ash borer research and technology development meeting. Port Huron, Michigan, September 30 – October 1, 2003. Forest health technology enterprise team. Abstracts. West Virginia, Morgantown, VI + 44 pp.
- Bartelt RJ, Cossé AA, Zilkowski BW, Fraser (2007) Antennally active macrolide from the Emerald Ash Borer *Agrilus planipennis* emitted predominantly by females. *Journal of Chemical Ecology* 33 : 1299–1302. doi: 10.1007/s10886-007-9316-z
- Barter GW (1965) Survival and development of the bronze poplar borer *Agrilus liragus* Barter & Brown (Coleoptera: Buprestidae). *The Canadian Entomologist* 97: 1063–1068. doi: 10.4039/Ent971063-10
- Baudon A (1963) Addenda à la liste des Buprestidae du Laos. *Bulletin de la Société Royale des Sciences Naturelles du Laos* 9: 49–74.
- Baudon A (1965) Contribution a l'étude des Buprestidae du Laos (Coleoptera) (1re partie). *Bulletin & Annales de la Société Royale d'Entomologie de Belgique* 101 (10): 193–230.
- Baudon A (1968) Catalogue commenté des Buprestidae récoltés au Laos. Deuxième Partie. Vientiane, Ministère de l'Information, 190 pp.
- Bauer LS, Gould J, Duan JJ (2010) Can biological control of emerald ash borer save our ash? *Newsletter of the Michigan Entomological Society* 55: 26–27.
- Bauer LS, Haack RA, Miller DL, Liu HP, Petrice T (2004) Laboratory rearing of emerald ash borer, p. 36–37. In: Mastro V, Reardon R (Eds) Emerald ash borer research and technology development meeting. Port Huron, Michigan, September 30 – October 1, 2003. Forest health technology enterprise team. Abstracts. West Virginia, Morgantown, VI + 44 pp.



- Bauer LS, Haack RA, Miller DL, Petrice TR, Liu HP (2004) Emerald ash borer life cycle, p. 8. In: Mastro V, Reardon R (Eds) Emerald ash borer research and technology development meeting. Port Huron, Michigan, September 30 – October 1, 2003. Forest health technology enterprise team. Abstracts. West Virginia, Morgantown, VI + 44 pp.
- Bauer LS, Liu HP, Haack RA, Petrice TR, Miller DL (2004) Natural enemies of emerald ash borer in southeastern Michigan, p. 33–34. Mastro V, Reardon R (Eds) Emerald ash borer research and technology development meeting. Port Huron, Michigan, September 30 – October 1, 2003. Forest health technology enterprise team. Abstracts. West Virginia, Morgantown, VI + 44 pp.
- Bauer LS, Liu HP, Gould J, Reardon R (2007) Progress on biological control of the emerald ash borer in North America. *Biocontrol News and Information*, 28, 51N–54N.
- Bauer LS, Liu HP, Miller DL (2004) Microbial control of the emerald ash borer, p. 31–32. In: Mastro V, Reardon R (Eds) Emerald ash borer research and technology development meeting. Port Huron, Michigan, September 30 – October 1, 2003. Forest health technology enterprise team. Abstracts. West Virginia, Morgantown, VI + 44 pp.
- Bauer LS, Liu HP, Miller DL, Gould J (2008) Developing a classical biological control program for *Agrilus planipennis* (Coleoptera: Buprestidae), an invasive ash pest in North America. *Newsletter of the Michigan Entomological Society* 53: 38–39.
- Bauer LS, Miller DL, Taylor RAJ, Haack RA (2004) Flight potential of the emerald ash borer, p. 9. In: Mastro V, Reardon R (Eds) Emerald ash borer research and technology development meeting. Port Huron, Michigan, September 30 – October 1, 2003. Forest health technology enterprise team. Abstracts. West Virginia, Morgantown, VI + 44 pp.
- Bean D (2004) Detection of emerald ash borer in Maryland, p. 4. In: Mastro V, Reardon R (Eds) Emerald ash borer research and technology development meeting. Port Huron, Michigan, September 30 – October 1, 2003. Forest health technology enterprise team. Abstracts. West Virginia, Morgantown, VI + 44 pp.
- Bellamy CL (1994) A list of the primary types of Buprestidae (Coleoptera) in the U. S. National Museum of Natural History. *Giornale Italiano di Entomologia* (1994) 6 (34): 357–378.
- Bellamy CL (1995) Comments on the genus *Agrilus* Curtis, 1825: Where do we go and do we go together? (Coleoptera: Buprestidae: Agrilinae). *Elytron* 9: 77–86.
- Bellamy CL (2002) Coleoptera: Buprestoidea. XII + 492 pp, 4 col. pls. In: Houston WWK (Ed) *Zoological Catalogue of Australia*. Vol. 29.5. Melbourne, CSIRO Publishing, Australia, 492 pp.
- Bellamy CL (2006) *Insecta Coleoptera Buprestidae de Madagascar et des îles voisines*, catalogue annoté. *Faune de Madagascar* 92: 7–263.
- Bellamy CL (2008) World catalogue and bibliography of the jewel beetles (Coleoptera: Buprestoidea), Volume 4: Agrilinae: Agrilina through Trachyini. *Pensoft Series Faunistica* 79: 1–722.
- Bellamy CL (2013a) The Buprestidae of Fiji. Online at: [www.fond4beetles.com/Buprestidae/Fiji.htm](http://www.fond4beetles.com/Buprestidae/Fiji.htm)
- Bellamy CL (2013b) Buprestidae of the West Indies: a quick list! Online at: <http://www.fond4beetles.com/Buprestidae/WestIndies/index.htm>
- Bellamy CL, Williams GA, Hasenpusch J, Sundholm A (2013) A summary of the published data on host plants and morphology of immature stages of Australian jewel beetles (Coleoptera: Buprestidae), with additional new records. *Insecta Mundi* 293: 1–172.

- Belokobylskij SA, Yurchenko GI, Strazanac JS, Zaldívar-Riverón A, Mastro V (2012) A new emerald ash borer (Coleoptera: Buprestidae) parasitoid species of *Spathius* Nees (Hymenoptera: Braconidae: Doryctinae) from the Russian Far East and South Korea. *Annals of the Entomological Society of America* 105: 165–178. doi: 10.1603/AN11140
- Bílý S (1982) The Buprestidae (Coleoptera) of Fennoscandia and Denmark. *Fauna Entomologica Scandinavica* 10: 1–106.
- Bílý S (2002) Summary of the bionomy of the buprestid beetles of Central Europe (Coleoptera: Buprestidae). *Acta Entomologica Musei Nationalis Pragae, Supplement* 10: 1–104.
- Bodemeyer B von (1915) Beiträge zur Feststellung von Verbreitungsdaten paläarktischer Coleopteren. *Deutsche Entomologische Zeitschrift*, 1915: 437–453.
- Braza RD (1988) Biology of the varicose borer, *Agrilus sexsignatus* (Fisher), on bagras, *Eucalyptus deglupta* Blume. *The Philippine Entomologist* 7: 351–358.
- Braza RD (1997) New insect pests of *Acacia mangium* in the Philippines. *Forest, Farm, and Community Tree Research Reports* 2: 24–26.
- Briese DT (1991a) Demographic processes in the root-borer *Agrilus hyperici* (Coleoptera: Buprestidae): A biological control agent of St John's wort. *Biocontrol Science and Technology* 1: 195–206. doi: 10.1080/09583159109355199
- Briese DT (1991b) Current status of *Agrilus hyperici* (Coleoptera: Buprestidae) released in Australia in 1940 for the control of St John's wort: Lessons for insect introductions. *Biocontrol Science and Technology* 1: 207–215. doi: 10.1080/09583159109355200
- Brooks FE (1914) Apple root borer. *Journal of Agricultural Research* 3: 179–186. <http://naldc.nal.usda.gov/download/IND43965456/PDF>
- Brooks FE (1926) Life history of the hickory spiral borer, *Agrilus arcuatus* Say. *Journal of Agricultural Research* 33: 331–338. <http://naldc.nal.usda.gov/download/IND43967156/PDF>
- Brown Rytlewski DE, Wilson MA (2004) Tracking the emergence of emerald ash borer adults, p. 11. In: Mastro V, Reardon R (Eds) Emerald ash borer research and technology development meeting. Port Huron, Michigan, September 30 – October 1, 2003. Forest health technology enterprise team. Abstracts. West Virginia, Morgantown, VI + 44 pp.
- Buck HB, Marshall JM (2008) Hitchhiking as a secondary dispersal pathway for adult emerald ash borer, *Agrilus planipennis*. *Great Lakes Entomologist* 41: 197–199.
- Campbell CL, McCaffrey JP (1991) Population trends, seasonal phenology, and impact of *Chrysolina quadrigemina*, *C. hyperici* (Coleoptera: Chrysomelidae), and *Agrilus hyperici* (Coleoptera: Buprestidae) associated with *Hypericum perforatum* in northern Idaho. *Environmental Entomology* 20: 303–315.
- Cappaert D, McCullough DG (2009) Occurrence and seasonal abundance of *Atanycolus cappaerti* (Hymenoptera: Braconidae) a native parasitoid of emerald ash borer, *Agrilus planipennis* (Coleoptera: Buprestidae). *The Great Lakes Entomologist* 42: 16–29.
- Cappaert D, McCullough DG, Poland TM, Siegert NW (2005). Emerald ash borer in North America: A research and regulatory challenge. *American Entomologist* 51:152–165.
- Carlson RW, Knight FB (1969) Biology, taxonomy, and evolution of four sympatric *Agrilus* beetles (Coleoptera: Buprestidae). *Contributions of the American Entomological Institute* 4: 1–105.

- Carter HJ (1929) Preface and species list, p. 265–266, p. 275–304. In: Carter HJ, Théry A (Eds.) A check list of the Australian Buprestidae. With tables and keys to sub-families, tribes, and genera by Andre Théry, correspondant de muséum de Paris; and figures (plates xxxi. to xxxiii.) drawn by Cedric Deane, A. M. I. E. (Aust.). Australian Zoologists 5: 265–304.
- Chamorro ML, Volkovitsh MG, Poland TM, Haack RA, Lingafelter SW (2012) Preimaginal stages of the emerald ash borer, *Agrilus planipennis* Fairmaire (Coleoptera: Buprestidae): an invasive pest on ash trees (*Fraxinus*). PLOS ONE 7(3): e33185. doi: 10.1371/journal.pone.0033185
- Chamorro ML, Jendek E (2014) *Agrilus rubensteini*, a New Species From the Philippines Related to the Emerald Ash Borer, *Agrilus planipennis* Fairmaire (Coleoptera: Buprestidae). Proceedings of the Entomological Society of Washington 116: 32–35. doi: 10.4289/0013-8797.116.1.32
- Chapman RN (1915) Observations on the life history of *Agrilus bilineatus*. Journal of Agricultural Research 3: 283–297.
- Chen YG, Ulyshen MD, Poland TM (2012) Differential utilization of ash phloem by emerald ash borer larvae: ash species and larval stage effects. Agricultural and forest entomology, 14(3): 324–330. doi: 10.1111/j.1461-9563.2012.00572.x
- Chornesky EA, Bartuska AM, Aplet GH, Britton KO, Cummings CJ, Davis FW, Eskow J, Gordon DR, Gottschalk KW, Haack RA, Hansen AJ, Mack RN, Rahel FJ, Shannon MA, Wainger LA, Wigley TB (2005) Science priorities for reducing the threat of invasive species to sustainable forestry. BioScience 55: 335–348. doi: 10.1641/0006-3568(2005)055[0335:SPFRTT]2.0.CO;2
- Chûjô M, Kurosawa Y (1950) The Buprestidae of Shikoku, Japan (Coleoptera). Transactions of the Shikoku Entomological Society 1(1): 1–16.
- Chûjô M, Matuda R (1940) A list of the buprestid-beetles from Kagosima-Districts, southern end of Kyusyu, Japan. Mushi Fukuoka 13 : 62–66.
- Cobos A (1964) Nuevas especies de Buprestidae (Coleoptera) de Nueva Guinea. Annali del Museo Civico di Storia Naturale di Genova 75: 197–212.
- Coleman TW, Lopez V, Rugman-Jones P, Stouthamer R, Seybold SJ, Reardon R, Hoddle MS (2012) Can the destruction of California's oak woodlands be prevented? Potential for biological control of the goldspotted oak borer, *Agrilus auroguttatus*. BioControl 57: 211–225. doi: 10.1007/s10526-011-9404-4
- Cobos A (1972) Ergebnisse der zoologischen Forschungen von Dr. Z. Kaszab in der Mongolei. No. 171 (Col. Buprestidae) (Láms III–IV). EOS, Revista Española de Entomología (1967) 47: 357–411.
- Coleman TW, Seybold SJ (2011) Collection history and comparison of the interactions of the goldspotted oak borer, *Agrilus auroguttatus* Schaeffer (Coleoptera: Buprestidae), with host oaks in southern California and southeastern Arizona, U.S.A. The Coleopterists Bulletin 65: 93–108. doi: 10.1649/072.065.0224
- Cote WA III, Allen DC (1980) Biology of two-lined chestnut borer, *Agrilus bilineatus*, in Pennsylvania and New York. Annals of the Entomological Society of America 73: 409–413.
- Crook DJ, Francese JA, Zylstra KE, Fraser I, Sawyer AJ, Bartels DW, Lance DR, Mastro VC (2009) Laboratory and field response of the emerald ash borer (Coleoptera: Buprestidae), to selected regions of the electromagnetic spectrum. Journal of Economic Entomology 102: 2160–2169. doi: 10.1603/029.102.0620

- Crook DJ, Kerr LM, Mastro VC (2008a) Distribution and fine structure of antennal sensilla in emerald ash borer (Coleoptera: Buprestidae). *Journal of Economic Entomology* 101: 1103–1111.
- Crook DJ, Khrimian A, Cosse A, Fraser I, Mastro VC (2012) Influence of trap color and host volatiles on capture of the emerald ash borer (Coleoptera: Buprestidae). *Journal of Economic Entomology* 105: 429–437. doi: 10.1603/EC11204
- Crook DJ, Khrimian A, Francese JA, Fraser I, Poland TM, Sawyer AJ, Mastro VC (2008b) Development of a host-based semiochemical lure for trapping emerald ash borer *Agrilus planipennis* (Coleoptera: Buprestidae). *Environmental Entomology* 37: 356–365. doi: 10.1603/0046-225X(2008)37[356:DOAHSL]2.0.CO;2
- Crook DJ, Mastro VC (2010). Chemical ecology of the emerald ash borer *Agrilus planipennis*. *Journal of Chemical Ecology* 36: 101–112. doi: 10.1007/s10886-009-9738-x
- Cullen M (2012) The cost of not saving Ontario's ash trees. *Ottawa Citizen*, 6 September 2012: D6. doi: 10.1007%2Fs10886-009-9738-x
- Curletti G (1993) First contribution to the revision of the genus *Agrilus* of the Ethiopic region (Coleoptera, Buprestidae). *Lambillionea* 93: 421–444.
- Curletti G (2001) The genus *Agrilus* in Australia (Coleoptera, Buprestidae). *Jewel Beetles* 9: 1–45.
- Curletti G (2003) The genus *Agrilus* Curtis, 1825 in Solomon Islands (Coleoptera, Buprestidae). *Bolletino del Museo Regionale di Scienze Naturali, Torino* 20: 135–160.
- Curletti G (2006) The genus *Agrilus* Curtis, 1825 in New Guinea and nearest islands (Coleoptera, Buprestidae). *Annali del Museo Civico di Storia Naturale Giacomo Doria* XCVIII: 157–257.
- Curletti G, Brûlé S (2011) Les Genres *Agrilus*, *Agriloides* et *Autarcontes* en Guyane Française (Coleoptera Buprestidae). *Collection ex Natura, 2. Magellanes, Andréys*, 84 pp.
- Curletti G, Sakalian V (2009) Sixteen new species of *Agrilus* Curtis, 1825 from East Africa (Coleoptera, Buprestidae). *ZooKeys* 24: 1–29. doi: 10.3897/zookeys.24.191
- de Groot P, Biggs WD, Lyons DB, Scarr T, Czerwinski E, Evans HJ, Ingram W, Marchant K (2006) A visual guide to detecting emerald ash borer damage. Ontario, Ontario ministry of natural resources, 16 pp.
- de Groot P, Grant GG, Poland TM, Scharbach R, Buchan L, Nott RW, Macdonald L, Pitt D (2008) Electrophysiological response and attraction of emerald ash borer to green leaf volatiles (GLVs) emitted by host foliage. *Journal of Chemical Ecology* 34: 1170–1179. doi: 10.1007/s10886-008-9514-3
- Descarpentries A, Villiers A (1963) Catalogue raisonné des Buprestidae d'Indochine. III. Agrilini, genre *Agrilus* (troisième partie). *Bulletin de l'Institut royal des Sciences naturelles de Belgique* 39(11): 1–23.
- Descarpentries A, Villiers A (1967) Catalogue raisonné des Buprestidae d'Indochine. XII. Agrilini (supplément). *Bulletin du Muséum National d'Histoire Naturelle, 2e Série* 39(1): 143–150.
- Deyrolle H (1864) Description des Buprestides de la Malaisie recueillis par M. Wallace. *Annales de la Société Entomologique de Belgique* 8: 1–272, 305–312.
- Domingue MJ, Baker TC (2012) A multi-disciplinary approach for developing tools to monitor invasive buprestid beetle species. In: Blanco JJ, Fernandes AT (Eds) *Invasive Species: Threats, Ecological Impact and Control Methods*. Nova, Hauppauge, NY, 77–100.

- Domingue MJ, Imrei Z, Lelito JP, Muskovits J, Janik G, Csóka G, Mastro VC, Baker TC (2013) Trapping of European buprestid beetles in oak forests using visual and olfactory cues. *Entomologia Experimentalis et Applicata* 148: 116–129. doi: 10.1111/eea.12083
- Douglas H, Dang PT, Gill BD, Huber J, Mason PG, Parker DJ, Sinclair BJ (2009) The importance of taxonomy in responses to invasive alien species. *Biodiversity, Journal of life on earth* 10: 92–99.
- Duan JJ, Bauer LS, Abell KJ, Van Driesche RG (2012a) Population responses of hymenopteran parasitoids to the emerald ash borer (Coleoptera: Buprestidae) in recently invaded areas in north central United States. *BioControl* 57: 199–209. doi: 10.1007/s10526-011-9408-0
- Duan JJ, Bauer LS, Abell KJ, Lelito JP, Van Driesche R. (2013a) Establishment and abundance of *Tetrastichus planipennis* (Hymenoptera: Eulophidae) in Michigan: potential for success in classical biocontrol of the invasive emerald ash borer (Coleoptera: Buprestidae). *Journal of Economic Entomology* 104: 1145–1154. doi: 10.1603/EC13047
- Duan JJ, Fuster RW, Wildonger J, Taylor PB, Barth S, Spichiger SE (2009) Parasitoids attacking the emerald ash borer (Coleoptera: Buprestidae) in western Pennsylvania. *Florida Entomologist* 92: 588–592. doi: 10.1653/024.092.0409
- Duan JJ, Oppel C (2012) Critical Rearing Parameters of *Tetrastichus planipennis* (Hymenoptera: Eulophidae) as Affected by Host Plant Substrate and Host-Parasitoid Group Structure. *Journal of Economic Entomology* 105: 792–801. doi: 10.1653/024.092.0409
- Duan JJ, Taylor PB, Fuester RW (2011) Biology and life history of *Balcha indica*, an ectoparasitoid attacking the emerald ash borer, *Agrilus planipennis*, in North America. *Journal of Insect Science* 11: 1–9. doi: 10.1673/031.011.12701
- Duan, JJ, Taylor PB, Fuester RW, Kula RR, Marsh PM (2013b) Hymenopteran parasitoids attacking the invasive emerald ash borer (Coleoptera: Buprestidae) in western and central Pennsylvania. *Florida Entomologist* 96: 166–172. doi: 10.1653/024.096.0122
- Duan JJ, Ulyshen MD, Bauer LS, Gould J, Van Driesche RG (2010) Measuring the impact of biotic factors on populations of immature emerald ash borer (Coleoptera: Buprestidae). *Environmental Entomology* 39: 1513–1522. doi: 10.1603/EN10023
- Duan JJ, Yurchenko G, Fuester R (2012b) Occurrence of emerald ash borer (Coleoptera: Buprestidae) and biotic factors affecting its immature stages in the Russian Far East. *Environmental Entomology* 41: 245–254. doi: 10.1603/EN11318
- Dunbar DM, Stephens GR (1976) The bionomics of the two-lined chestnut borer. In: Anderson JF, Kaya HK (Eds) *Perspectives in Forest Entomology*. Academic Press, New York, 73–83.
- Dunn JP, Potter DA (1988) Evidence for sexual attraction by the twolined chestnut borer, *Agrilus bilineatus* (Weber) (Coleoptera: Buprestidae). *The Canadian Entomologist* 120: 1037–1039. doi: 10.4039/Ent1201037-11
- Dunn JP, Kimmerer TW, Nordin GL (1986) The role of host tree condition in attack of white oaks by the twolined chestnut borer, *Agrilus bilineatus* (Weber) (Coleoptera: Buprestidae). *Oecologia* 70: 596–600. doi: 10.1007/BF00379911, <http://www.jstor.org/stable/4218098>
- Dutt DK (1969) Bionomics of *Agrilus acutus* (Thnb.) (Col., Buprestidae) on mesta (*Hibiscus cannabinus*) in India. *Bulletin of Entomological Research* 58: 421–430. doi: 10.1017/S0007485300057187



- EPPO (European and Mediterranean Plant Protection Organization). 2013. Pest risk analysis for *Agrilus planipennis*. [https://www.eppo.int/QUARANTINE/Pest\\_Risk\\_Analysis/PRA-docs\\_insects/13-18746\\_PRA\\_Agrilus\\_planipennis.docx](https://www.eppo.int/QUARANTINE/Pest_Risk_Analysis/PRA-docs_insects/13-18746_PRA_Agrilus_planipennis.docx)
- Evans HF, Moraal LG, Pajares JA (2004) Biology, ecology and economic importance of Buprestidae and Cerambycidae. In: Lieutier F, Day KR, Battisti A, Grégoire JC, Evans HF (Eds) Bark and Wood Boring Insects in Living Trees in Europe, a Synthesis. Springer, Netherlands, 447–474. doi: 10.1007/978-1-4020-2241-8\_20
- Fairmaire L (1888) Notes sur les Coléoptères des environs de Pékin (2e Partie). Revue d'Entomologie 7: 111–160.
- Fisher WS (1925) Buprestid beetles from the Maritime Provinces of Siberia. Proceedings of the United States National Museum No. 2608 68(7): 1–8. doi: 10.5479/si.03629236.145.1
- Fisher WS (1926) Fauna Samarensis: Coleoptera, Buprestidae. Philippine Journal of Science, Manila 31(2): 235–244.
- Fisher WS (1928) A revision of the North American species of buprestid beetles belonging to the genus *Agrilus*. United States National Museum Bulletin 145: 1–347.
- Fissore C, McFadden JP, Nelson KC, Peters EB, Hobbie SE, King JY, Baker LA, Jakobsdottir I (2012) Potential impacts of emerald ash borer invasion on biogeochemical and water cycling in residential landscapes across a metropolitan region. Urban Ecosystems 15(4): 1015–1030. doi: 10.1007/s11252-012-0239-2
- Foelker CJ, Vandenberg JD, Whitmore M, Fierke MK (2013) Modeling *Agrilus planipennis* (Coleoptera: Buprestidae) within-tree colonization patterns and development of a subsampling technique. Environmental Entomology 42: 532–538. doi: 10.1603/EN12276
- Francese JA, Mastro VC, Lance DR, Lavalley SG, Oliver JB, Youssef N (2004) Development of survey tools for the emerald ash borer, p. 22. In: Mastro V, Reardon R (Eds) Emerald ash borer research and technology development meeting. Port Huron, Michigan, September 30 – October 1, 2003. Forest health technology enterprise team. Abstracts. West Virginia, Morgantown, VI + 44 pp.
- Francese JA, Mastro VC, Oliver JB, Lance DR, Youssef N, Lavalley SG (2005) Evaluation of colors for trapping *Agrilus planipennis* (Coleoptera: Buprestidae). Journal of Entomological Science 40: 93–95.
- Francese JA, Oliver JB, Fraser I, Lance DR, Youssef N, Sawyer AJ, Mastro VC (2008) Influence of trap placement and design on capture of the emerald ash borer (Coleoptera: Buprestidae). Journal of Economic Entomology 101: 1831–1837. doi: 10.1603/0022-0493-101.6.1831
- Francese JA, Crook DJ, Fraser I, Lance DR, Sawyer AJ, Mastro VC (2010) Optimization of trap color for emerald ash borer (Coleoptera: Buprestidae). Journal of Economic Entomology 103: 1235–1241. doi: 10.1603/EC10088
- Frost SW (1922) Occurrence of *Agrilus coeruleus* Rossi in America. The Canadian Entomologist 54: 96. doi: 10.4039/Ent5496a-4
- Fukutomi K, Hori S (2004) The buprestid beetles of Hokkaido in color (Coleoptera, Buprestidae). Jezoensis, Sapporo 30: 1–25. (in Japanese)

- Gao JC, Ye CM, Yu JL, Pi ZK (2010) The biological characteristics of *Agrilus cyaneoniger melanopterus*. Journal of Jilin Forestry Science and Technology 39(3): 12–15. (in Chinese with English subtitle and summary)
- Gates M, Gibson G (2004) Host association of Mymarommatidae. Chalcid Forum 26: 12.
- Gemminger M, Harold E von (1869) Catalogus coleopterorum hucusque descriptorum synonymicus et systematicus. Tom. V, Buprestidae, Trixagidae, Monommidae, Eucnemidae, Elateridae, Cebriionidae. Monachii, Sumptu E. H. Gummi, p. 1347–1608.
- Gibson GAP (2005) The world species of *Balcha* Walker (Hymenoptera: Chalcidoidea: Eupelmidae), parasitoids of wood-boring beetles. Zootaxa 1033: 1–62.
- Glasgow H (1934) The feeding habits of the sinuate pear borer in relation to control practices. New York State Agricultural Experiment Station, Geneva, N.Y., Bulletin 648: 1–31.
- Gordon AJ, Kluge RL (1991) Biological control of St. John's wort, *Hypericum perforatum* (Clusiaceae), in South Africa. Agriculture, Ecosystems and Environment 37: 77–90. doi: 10.1016/0167-8809(91)90140-5
- Gould J, Roda A, Reardon D (2004) Biocontrol of the emerald ash borer, p. 35. In: Mastro V, Reardon R (Eds) Emerald ash borer research and technology development meeting. Port Huron, Michigan, September 30 – October 1, 2003. Forest health technology enterprise team. Abstracts. West Virginia, Morgantown, VI + 44 pp.
- Grant GC, Poland TM, Ciaramitaro T, Lyons DB, Jones GC (2011) Comparison of male and female emerald ash borer (Coleoptera: Buprestidae) responses to phoebe oil and (z)-3-hexenol lures in light green prism traps. Journal of Economic Entomology 104: 173–179. doi: 10.1603/EC10197
- Grant GG, Ryall KL, Lyons DB, Abou-Zaid MM (2010) Differential response of male and female emerald ash borers (Col., Buprestidae) to (Z)-3-hexenol and manuka oil. Journal of Applied Entomology 134: 26–33. doi: 10.1111/j.1439-0418.2009.01441.x
- Gul H, Chaudhry MI (1983) Studies on the application of Dyar's rule to the larval stages of shisham bark borer *Agrilus dalbergiae* Théry (Buprestidae: Coleoptera). Bulletin of Zoology 1: 27–31.
- Haack RA (2006). Exotic bark and wood-boring Coleoptera in the United States: recent establishments and interceptions. Canadian Journal of Forest Research 36: 269–288. doi: 10.1139/x05-249
- Haack RA, Benjamin DM (1982) The biology and ecology of the twolined chestnut borer, *Agrilus bilineatus* (Coleoptera: Buprestidae), on oaks, *Quercus* spp., in Wisconsin. The Canadian Entomologist 114: 385–396. doi: 10.4039/Ent114385-5
- Haack RA, Benjamin DM, Haack KD (1983) Buprestidae, Cerambycidae, and Scolytidae associated with successive stages of *Agrilus bilineatus* (Coleoptera: Buprestidae) infestation of oaks in Wisconsin. The Great Lakes Entomologist 16: 47–55.
- Haack RA, Jendek E, Liu HP, Marchant KR, Petrice TR, Poland TM, Ye H (2002) The emerald ash borer: a new exotic pest in North America. Newsletter of the Michigan Entomological Society 47: 1–5.
- Haack RA, Petrice TR (2004a) Emerald ash borer adult dispersal, p. 10. In: Mastro V, Reardon R (Eds) Emerald ash borer research and technology development meeting. Port Huron, Michigan, September 30 – October 1, 2003. Forest health technology enterprise team. Abstracts. West Virginia, Morgantown, VI + 44 pp.

- Haack RA, Petrice TR (2004b) Evaluation of perma guard d-20 and imidacloprid to control emerald ash borer, p. 26. In: Mastro V, Reardon R (Eds) Emerald ash borer research and technology development meeting. Port Huron, Michigan, September 30 – October 1, 2003. Forest health technology enterprise team. Abstracts. West Virginia, Morgantown, VI + 44 pp.
- Haack RA, Petrice TR (2004c) Emerald ash borer attraction to trap logs of different lengths and species, p. 14. In: Mastro V, Reardon R (Eds) Emerald ash borer research and technology development meeting. Port Huron, Michigan, September 30 – October 1, 2003. Forest health technology enterprise team. Abstracts. West Virginia, Morgantown, VI + 44 pp.
- Haack RA, Petrice TR (2004d) Emerald ash borer survival in firewood, p. 23. In: Mastro V, Reardon R (Eds) Emerald ash borer research and technology development meeting. Port Huron, Michigan, September 30 – October 1, 2003. Forest health technology enterprise team. Abstracts. West Virginia, Morgantown, VI + 44 pp.
- Haack RA, Petrice TR, Miller DL, Bauer LS, Schiff NM (2004) Host range of emerald ash borer, p. 38. In: Mastro V, Reardon R (Eds) Emerald ash borer research and technology development meeting. Port Huron, Michigan, September 30 – October 1, 2003. Forest health technology enterprise team. Abstracts. West Virginia, Morgantown, VI + 44 pp.
- Haack RA, Petrice TR, Wiedenhoeft AC (2010) Incidence of bark- and wood-boring insects in firewood: a survey at Michigan's Mackinac Bridge. *Journal of Economic Entomology* 103: 1682–1692. doi: 10.1603/EC10041
- Haack RA, Petrice TR, Zabloutny JE (2009) The first report of the European oak borer, *Agrilus sulcicollis* (Coleoptera: Buprestidae), in the United States. *The Great Lakes Entomologist* 42: 1–7.
- Haavik LJ, Coleman TW, Flint ML, Venette RC, Seybold SJ (2013) *Agrilus auroguttatus* (Coleoptera: Buprestidae) seasonal development within *Quercus agrifolia* (Fagales: Fagaceae) in Southern California. *Annals of the Entomological Society of America* 106: 189–197. doi: 10.1603/AN12112
- Hartmann G, Blank R (1992) Winterfrost, Kahlfrass und Prachtkäferbefall als Faktoren im Uraschencomplex des Eichensterbens in Norddeutschland. *Forst und Holz* 47: 443–452.
- Hawkeswood TJ, Turner JR (1994) A note on the biology and behaviour of *Agrilus occipitalis* Eschscholtz (Coleoptera: Buprestidae) in Papua New Guinea. *Jewel Beetles* 3: 14–18.
- Heering H (1956) Zur Biologie, Ökologie und zum Massenwechsel des Buchenprachtkäfers (*Agrilus viridis* L.) 1. Tiel. *Zeitschrift für Angewandte Entomologie* 38: 249–287. doi: 10.1111/j.1439-0418.1956.tb01606.x
- Hermes DA, Stone AK, Chatfield JA (2003) Emerald ash borer: The beginning of the end of ash in North America? p. 2–10. In: Bennett P, Bloetscher B, Boggs J, Chatfield J, Draper E, Dyke D, Gao G, Goeri, D, Malinich T, Martin J, Sherrat, AS, Young C (Eds) Special emerald ash borer issue. Buckeye yard and garden line (BYGL) 2003. The Ohio State University.
- Hermes D, Smitley DR, McCullough DG, Bonello P (2004) Evaluation of resistance of Asian and North American ashes to emerald ash borer, p. 41. In: Mastro V, Reardon R (Eds) Emerald ash borer research and technology development meeting. Port Huron, Michigan, September 30 – October 1, 2003. Forest health technology enterprise team. Abstracts. West Virginia, Morgantown, VI + 44 pp.

- Hespenheide HA (1968) An immigrant *Agrilus* (Coleoptera: Buprestidae). *Entomological News* 79: 76–80.
- Hespenheide HA (1969) Larval feeding site of species of *Agrilus* (Coleoptera) using a common host plant. *Oikos* 20: 558–561. doi: 10.2307/3543220
- Hespenheide HA (1976) Patterns in the use of single plant hosts by wood-boring beetles. *Oikos* 27: 161–164. doi: 10.2307/3543446
- Hespenheide HA (2012) New Mexican and Central American species of *Agrilus* Curtis (Coleoptera: Buprestidae) mimetic of flies. *Zootaxa* 3181: 1–27.
- Heyden LFJD von (1881) *Catalog der Coleopteren von Sibirien, mit Einschluss derjenigen der Turanischen Länder, Turkestans und der chinesischen Grenzgebiete. Mit specieller Angabe der einzelnen Fundorte in Sibirien und genauer Citirung der darauf bezüglichen einzelnen Arbeiten nach eigenem Vergleich, sowie mit besonderer Rücksicht auf die geographische Verbreitung der einzelnen Arten über die Grenzländer, namentlich Europa und Deutschland.* Berlin. A. W. Schade's Buchdruckerei (L. Schade), 1880–1881: XXIV + 224 pp.
- Heyden LFJD von (1884) Beitrag zur Coleopterenfauna der Insel Askold und anderer Theile des Amurgebietes. *Deutsche Entomologische Zeitschrift* 28: 273–300.
- Heyden LFJD von (1893) *Catalog der Coleopteren von Sibirien, mit Einschluss derjenigen des östlichen Caspi-Gebietes, von Turcmenien, Turkestan, Nord-Thibet und des Amur Gebietes. Mit specieller Angabe der einzelnen Fundorte und genauer Citirung der darauf bezüglichen Literatur. Nachtrag I.* Berlin, A. W. Schade Buchdruckerei (L. Schade), 217 pp.
- Hirashima Y (1989) Buprestidae, p. 320–327. In: Morimoto K, Tadauchi O (Eds) *A check list of Japanese insects*. I, Fukoka, Entomological laboratory, Kyushu University Express, XI + 540 pp.
- Hoebeke ER (1980) A buprestid beetle, *Agrilus derasofasciatus*, detected in New York. *United States Department of Agriculture Cooperative Plant Pest Report*, No. 5(33). p. 627.
- Hoebeke ER, Wheeler AG (2011) *Agrilus subrobustus* Saunders (Coleoptera: Buprestidae): new southeastern U.S. records of an asian immigrant on mimosa, *Albizia julibrissin* (Fabaceae). *Proceedings of the Entomological Society of Washington* 113: 315–324. doi: 10.4289/0013-8797.113.3.315
- Hou T (1987) Buprestidae, p. 583–599. In: Huang Fusheng, Hou Taoqian, Yin Huifen, Guo Zhili, Wang Yongxian (Eds) *Forest insects of Yunnan*. Yunnan science and technology press. 1622 pp, 16 color plates.
- Hou T, Zeng R (2002) Coleoptera: Buprestidae, Trictenotomidae, p. 356–359. In: Huang Fusheng (Ed) *Forest insects of Hainan*. Beijing, Ke xue chu ban she, 1064 pp + 31 pls. (in Chinese with English subtitle and summary)
- Huangfu WG, Wei SJ, Zheng HH, Liu PC, Huang W, Shi ZH, Chen XX (2007). Ovarian development of *Agrilus auriventris* Saunders (Coleoptera: Buprestidae). *Acta Entomologica Sinica* 50: 682–688.
- Hua LZ (2002) *List of Chinese Insects. Vol. II.* Guangzhou, Zhongshan (Sun Yat - sen) University Press, 612 pp.
- Hutchings CB (1923) Some biologic observations on the bronze birch borer *Agrilus anxius* Gory. 15th Annual Report of the Quebec Society for the Protection of Plants. pp. 89–92.

- Iga M (1947) Fauna of buprestid-beetles from Mt. Tsurugi, (1955 m.), Awa, Shikoku, with description of a new variety. Transactions of the Kinki Coleopterological Society 2(2): 9–18.
- Iga M (1955) Buprestidae, p. 73–82. In: Nakane T (Ed) Coloured illustrations of the insects of Japan. Coleoptera. Enlarged and revised edition. Osaka, Hoikusha, 274 pp. (in Japanese with English subtitle)
- Iga M (1962) Buprestidae, p. 73–82. In: Nakane T (Ed) Coloured illustration of the insects of Japan (Coleoptera). Osaka, Hoikusha, 274 pp. (in Japanese with English subtitle)
- Izhevskii SS, Mozolevskaya EG (2010) *Agrilus planipennis* Fairmaire in Moscow ash trees. Russian Journal of Biological Invasions 1: 153–155. doi: 10.1134/S207511171003001X
- Jakobson GG (1913) Zhuki Rossii i zapadnoi Evropy. Rukovodstvo k'' opredeleniyu zhukov. Vypusk'' X-yi. A. F. Devrien'', S.-Peterburg'', (2) + p. 721–864, pls 76–83 [Buprestidae: 770–800]. (in Russian)
- Johny S, Kyei-Poku G, Gauthier D, Frankenhuyzen K van, Krell PJ (2012) Characterization and virulence of *Beauveria* spp. recovered from emerald ash borer in southwestern Ontario, Canada. Journal of Invertebrate Pathology 111(1): 41–49. doi: 10.1016/j.jip.2012.05.008
- Jendek E (1994) Studies in the East Palaearctic species of the genus *Agrilus* Dahl, 1823 (Coleoptera: Buprestidae). Part I. Entomological Problems 25: 9–25.
- Jendek E (1995) Studies in the East Palaearctic species of the genus *Agrilus* (Coleoptera: Buprestidae). Part II. Entomological Problems, Bratislava 26(2): 137–150.
- Jendek E (1998) Lectotype designations in the Palaearctic and Oriental *Agrilus* species (Coleoptera: Buprestidae) of the Oberthür's collection in the Muséum national d'Histoire naturelle, Paris. Acta Societatis Zoologicae Bohemicae 62: 315–333.
- Jendek E (2000a) Eight new species of the genus *Agrilus* from Asia (Coleoptera: Buprestidae). Entomological Problems, Bratislava 31: 149–154.
- Jendek E (2000b) Revision of the *Agrilus cyaneoniger* species group. Entomological Problems, Bratislava 31: 187–193.
- Jendek E (2003) Studies in the Palaearctic and Oriental *Agrilus* (Coleoptera, Buprestidae). III. Biológia, Bratislava 58(2): 179–190.
- Jendek E (2005) Taxonomic and nomenclatural notes on the genus *Agrilus* Curtis (Coleoptera: Buprestidae: Agrilini). Zootaxa 1073: 1–29.
- Jendek E (2006a) New nomenclatorial and taxonomic acts and comments. Buprestidae: *Agrilus* p. 60. Catalog: genus *Agrilus* Curtis, 1825, p. 388–403. In: Löbl I, Smetana A (Eds) Catalogue of the Palaearctic Coleoptera, Vol. 3, Stenstrup, Apollo Books, 690 pp.
- Jendek E (2006b) Taxonomic and nomenclatural notes on the genera *Sarawakita* Obenberger and *Agrilus* Curtis (Coleoptera: Buprestidae: Agrilinae). Zootaxa 1153: 33–42.
- Jendek E (2012) Studies in the Palaearctic and Oriental *Agrilus* (Coleoptera, Buprestidae) IV. Zootaxa, 3300: 1–19.
- Jendek E (2013a) Revision of the *Agrilus occipitalis* species-group (Coleoptera, Buprestidae, Agrilini). Zookeys 256: 35–79. doi: /10.3897/zookeys.256.4272



- Jendek E (2013b) *Agrilus schwerdtfegeri* Schwerdtfeger, the first proven *Agrilus* developing in conifer, with an analysis of authorship and synonymy. Studies and Reports, Prague, Taxonomical Series 9: 473–476.
- Jendek E, Chamorro ML (2012) Six new species of *Agrilus* Curtis, 1825 (Coleoptera, Buprestidae, Agrilinae) from the Oriental Region related to the emerald ash borer, *A. planipennis* Fairmaire, 1888 and synonymy of *Sarawakita* Obenberger, 1924. ZooKeys 239: 71–94. doi: 10.3897/zookeys.239.3966
- Jendek E, Grebennikov VV (2009) *Agrilus sulcicollis* (Coleoptera: Buprestidae), a new alien species in North America. The Canadian Entomologist 141: 236–245. doi: 10.4039/n09-021
- Jendek E, Grebennikov VV (2011) *Agrilus* (Coleoptera, Buprestidae) of East Asia. Jan Farkac, Prague, 362 pp.
- Jendek E, Poláková J (2014) Host Plants of World *Agrilus* (Coleoptera, Buprestidae). Springer, New York, 706 pp.
- Jennings DE, Gould JR, Vandenberg JD, Duan JJ, Shrewsbury PM (2013) Quantifying the Impact of Woodpecker Predation on Population Dynamics of the Emerald Ash Borer (*Agrilus planipennis*). PLoS ONE. – 2013. – Vol. 8, No. 12. – P. 1–9 / e83491. doi: 10.1371/journal.pone.0083491
- Jones EA, Reed DD, Mroz GD, Liechty HO, Cattellino PJ (1993). Climate stress as a precursor to forest decline: paper birch in northern Michigan, 1985–1990. Canadian Journal of Forest Research 23: 229–233. doi: 10.1139/x93-030
- Kerremans C (1885) Énumération des Buprestides décrits postérieurement au Catalogue de MM. Gemminger & de Harold. 1870–1883. Annales de la Société Entomologique de Belgique 29: 119–157.
- Kerremans C (1892a) Coléoptères du Bengale occidental. 19<sup>me</sup> mémoire. Buprestides de l'Inde. Annales de la Société Entomologique de Belgique 36: 171–226.
- Kerremans C (1892b) Viaggio di Leonardo Fea in Birmania e regioni vicine. XLIX. Buprestides. Annali del Museo Civico di Storia Naturale di Genova Serie 2, 12(32): 809–832.
- Kerremans C (1892c) Catalogue synonymique des Buprestides décrits de 1758 à 1890. Séance du 5 septembre 1891. Mémoires de la Société Entomologique de Belgique 1: 1–304.
- Kerremans C (1895) Buprestides Indo-Malais. Deuxième partie. Annales de la Société Entomologique de Belgique 39: 192–224.
- Kerremans C (1900a) Buprestides nouveaux et remarques synonymiques. Annales de la Société Entomologique de Belgique 44: 282–351.
- Kerremans C (1900b) Buprestides Indo-Malais. Troisième partie. Mémoires de la Société Entomologique de Belgique 7: 61–93.
- Kerremans C (1900c) Contribution à l'étude de la faune entomologique de Sumatra (Côte ouest - Vice-résidence de Païnan). Chasses de M. J. -L. Weyers VI. Buprestides. Mémoires de la Société Entomologique de Belgique 7: 1–60.
- Kerremans C (1903) Coleoptera Serricornia. Fam. Buprestidae, Fasc. 12b, 12c, 12d, p. 49–338. In: Wytsman P (Ed) Genera Insectorum. Tome II, Fascicules XII–XIV. Bruxelles, Verteneuil & Desmet.

- Kerremans C (1912) A contribution to the study of the insect fauna of Borneo. A list of the Bornean Buprestidae (Part II.). Sarawak Museum Journal 1(2): 68–82.
- Kluza D, Jendek E (2005) Potential distribution of the emerald ash borer (*Agrilus planipennis*). p. 50. In: Gottschalk KW (Ed) Proceedings, XV U.S. Department of Agriculture interagency research forum on gypsy moth and other invasive species (2004 January 13–16), Annapolis, MD. Gen. Tech. Rep. NE-332. Newtown Square, PA: U.S. Department of Agriculture, Forest Service, Northeastern Research Station.
- Ko JH (1969) A list of forest insect pests in Korea. Forest Research Institute, Seoul, Korea, 458 pp.
- Kovacs KF, Haight RG, McCullough DG, Mercader RJ, Siegert NW, Liebhold AM (2010) Cost of potential emerald ash borer damage in U.S. communities, 2009–2019. Ecological Economics 69: 569–578. doi: 10.1016/j.ecolecon.2009.09.004
- Kraatz G, Kiesenwetter H von (1879) Ueber Buprestiden vom Amur. Deutsche Entomologische Zeitschrift 23(2): 253–256.
- Kubáň VK, Majer K, Kolibáč J (2001) Classification of the tribe Coraebini Bedel, 1921 (Coleoptera, Buprestidae, Agrilinae). Acta Musei Moraviae, Scientiae biologicae (Brno) 85(2000): 185–287.
- Kula RR, Knight KS, Rebbeck J, Bauer LS, Cappaert DL, Gandhi KJK (2010) *Leluthia astigma* (Ashmead) (Hymenoptera: Braconidae: Doryctinae) as a parasitoid of *Agrilus planipennis* Fairmaire (Coleoptera: Buprestidae: Agrilinae), with an assessment of host associations for Nearctic species of *Leluthia* Cameron. Proceedings of Entomological Society of Washington 112: 246–257. doi: 10.4289/0013-8797-112.2.246
- Kurosawa Y (1947) [Note on the distribution of *Agrilus cyanenoniger* E. Saunders]. Transactions of the Kinki Coleopterological Society 2(1): 1–3. (in Japanese)
- Kurosawa Y (1950) Iconographia Insectorum Japonicorum. [pars Buprestidae p. 3183–3216]. p. 1031–1186. (in Japanese)
- Kurosawa Y (1956) Buprestidae, p. 1111–1122. In: Esaki T, Ishii T, Kawamura T, Kinoshita S (Eds) Iconographia insectorum Japonicorum, Editio secunda, reformata, Tokyo, Hokuryukan, 1738 + 203 pp.
- Kurosawa Y (1956) Buprestid-fauna of Eastern Asia (3). Bulletin of the National Science Museum, Tokyo N. S. Vol. 3 No. 1 (No. 38): 33–41.
- Kurosawa Y (1963) Buprestidae. 147–156 [Buprestidae], 167–168, 187–188. In: Nakane T, Ohbayashi K, Nomura S, Kurosawa Y (Eds) Iconographia Insectorum Japonicorum. Colore naturali edita. Volumen II (Coleoptera). Tokyo, Hokuryukan, 443 pp, 192 pls. (in Japanese)
- Kurosawa Y (1974a) [A comment to the Japanese Buprestidae (11)]. Coleopterists' News, Tokyo 21/22: 1–2. (in Japanese)
- Kurosawa Y (1974b) [A comment to the Japanese Buprestidae (10)]. Coleopterists' News, Tokyo 17/18: 1–4. (in Japanese)
- Kurosawa Y (1974c) [A comment to the Japanese Buprestidae (12)]. Coleopterists' News, Tokyo 23/24: 1–4. (in Japanese)
- Kurosawa Y (1975) [A comment to the Japanese Buprestidae (13)]. Coleopterists' News, Tokyo 25/26: 1–2. (in Japanese)

- Lelito JP, Fraser I, Mastro VC, Tumlinson JH, Böröczky K, Baker TC (2007) Visually mediated 'paratrooper copulations' in the mating behavior of *Agrilus planipennis* (Coleoptera: Buprestidae), a highly destructive invasive pest of North American ash trees. *Journal of Insect Behavior* 20: 537–552. doi: 10.1007/s10905-007-9097-9
- Lelito JP, Fraser I, Mastro VC, Tumlinson JH, Baker TC (2008) Novel visual-cue-based sticky traps for monitoring of emerald ash borers, *Agrilus planipennis* (Col., Buprestidae). *Journal of Applied Entomology* 132: 668–674. doi: 10.1111/j.1439-0418.2008.01308.x
- Lelito JP, Böröczky K, Jones TH, Frazer I, Mastro VC, Tumlinson JH, Baker TC (2009) Behavioral evidence for a contact pheromone component of the emerald ash borer, *Agrilus planipennis* Fairmaire. *Journal of Chemical Ecology* 35: 104–110. doi: 10.1007/s10886-008-9583-3
- Lelito JP, Domingue MJ, Fraser I, Mastro VC, Tumlinson JH, Baker TC (2011) Field investigation of mating behaviour of *Agrilus cyanescens* and *Agrilus subcinctus*. *The Canadian Entomologist* 143: 370–379. doi: 10.4039/n11-011
- Leschen RAB, Lawrence JF, Kuschel G, Thorpe S, Wang Q (2003) Coleoptera genera of New Zealand. *New Zealand Entomologist* 26: 15–28. doi: 10.1080/00779962.2003.9722105
- Lewis G (1879) A catalogue of Coleoptera from the Japanese archipelago. London, Taylor and Francis, 31 pp.
- Lewis G (1893) On the Buprestidae of Japan. [Read 17th November, 1892]. *Journal of the Linnean Society of London, Zoology* 24 (No. 154): 327–338.
- Lewis PA (2004) Control of emerald ash borer: direct trunk injection technologies, p. 29. In: Mastro V, Reardon R (Eds) Emerald ash borer research and technology development meeting. Port Huron, Michigan, September 30 – October 1, 2003. Forest health technology enterprise team. Abstracts. West Virginia, Morgantown, VI + 44 pp.
- Li JK (1992) The Coleoptera fauna of Northeast China. Jilin, Education Publishing House, 205 pp.
- Lin GR (2002) List of fruit tree pests of Taiwan and Mainland of China. Wufeng, Taichung, Taiwan, Taiwan Agricultural Research institute, 847 pp. (in Chinese).
- Lindell CA, McCullough DG, Cappaert D, Apostolou NM, Roth MB (2008) Factors influencing woodpecker predation on emerald ash borer. *American Midland Naturalist* 159: 434–444. doi: 10.1674/0003-0031(2008)159[434:FIWPOE]2.0.CO;2
- Liu HJ, Wen JB, Luo YQ, Shang CH, Tian CJ (2005) A new invaded beetle, *Agrilus planipennis* in North America. *Kunchong Zhishi* 42(3): 348–352. (in Chinese with English subtitle and abstract)
- Liu HP, Bauer LS (2005) Host range of emerald ash borer *Agrilus planipennis* Fairmaire, its damage and the countermeasures. *Acta Entomologica Sinica* 48: 594–599.
- Liu HP, Bauer LS (2006) Susceptibility of *Agrilus planipennis* (Coleoptera: Buprestidae) to *Beauveria bassiana* and *Metarhizium anisopliae*. *Journal of Economic Entomology* 99: 1096–1103. doi: 10.1603/0022-0493-99.4.1096
- Liu HP, Bauer LS, Gao R, Zhao T, Petrice TR, Haack RA (2003) Exploratory survey for emerald ash borer, *Agrilus planipennis* (Coleoptera: Buprestidae) and its natural enemies in China. *The Great Lakes Entomologist* 36: 191–204.

- Liu HP, Bauer LS, Miller DL, Zhao T-H, Gao R-T, Song L-W, Luan Q-S, Jin R-Z, Gao C-Q (2007) Seasonal abundance of *Agrilus planipennis* (Coleoptera: Buprestidae) and its natural enemies *Oobius agrili* (Hymenoptera: Encyrtidae) and *Tetrastichus planipennisi* (Hymenoptera: Eulophidae) in China. *Biological Control* 42: 61–67. doi: 10.1016/j.biocontrol.2007.03.011
- Liu HP, Petrice TR, Bauer LS, Haack RA, Gao RT, Zhao TH (2004) Exploration for emerald ash borer in China, p. 20. In: Mastro, Reardon R (Eds) Emerald ash borer research and technology development meeting. Port Huron, Michigan, September 30 – October 1, 2003. Forest health technology enterprise team. Abstracts. West Virginia, Morgantown, VI + 44 pp.
- Loerch CR, Cameron EA (1983) Determination of larval instars of the bronze birch borer, *Agrilus anxius* (Coleoptera: Buprestidae). *Annals of the Entomological Society of America* 76: 948–952.
- Loerch CR, Cameron EA (1984) Within-tree distributions and seasonality of immature stages of the bronze birch borer, *Agrilus anxius* (Coleoptera: Buprestidae). *The Canadian Entomologist* 116: 147–152. doi: 10.4039/Ent116147-2
- Lu JF, Wang XY, Yang ZQ, Liu ES, Bao JM, Wang JP, Liu YC, Zhang XW (2012) Influence of separate rearing on adult longevity and fecundity of the emerald ash borer, *Agrilus planipennis* Fairmaire (Coleoptera: Buprestidae). *Acta Entomologica Sinica* 55: 330–335.
- Lyons DB, Caister C, Groot P de, Hamilton B, Marchant K, Scarr T, Turgeon J (2007) Guide pour les enquêtes de dépistage de l'agrile du frêne. Canada, 58 pp.
- Lyons DB, de Groot P, Jones GC, Scharbach R (2009) Host selection by *Agrilus planipennis* (Coleoptera: Buprestidae): inferences from sticky-band trapping. *The Canadian Entomologist* 141: 40–52. doi: 10.4039/n08-045
- Lyons DB, Jones GC, Wainio Keizer K (2004) The biology and phenology of the emerald ash borer, *Agilus planipennis*, p. 5. In: Mastro V, Reardon R (Eds) Emerald ash borer research and technology development meeting. Port Huron, Michigan, September 30 – October 1, 2003. Forest health technology enterprise team. Abstracts. West Virginia, Morgantown, VI + 44 pp.
- Macabasco C (1964) The citrus pests and their control. *Philippine Journal of Agriculture* 26: 133–154.
- MacFarlane DW, Friedman SK (2004) Enhanced survey methodologies and strategic risk assessment for emerald ash borer using spatial models of host tree distribution, p. 21. In: Mastro V, Reardon R (Eds) Emerald ash borer research and technology development meeting. Port Huron, Michigan, September 30 – October 1, 2003. Forest health technology enterprise team. Abstracts. West Virginia, Morgantown, VI + 44 pp.
- MacFarlane DW, Meyer SP (2005) Characteristics and distribution of potential ash tree hosts for emerald ash borer. *Forest Ecology and Management* 213: 15–24. doi: 10.1016/j.foreco.2005.03.013
- Malkin B (1941). A European buprestid in the United States. *Bulletin of the Brooklyn Entomological Society* 36: 132.
- Mandl K (1931) Systematische Zusammenstellung einer Sammelausbeute aus Transbaikalien und dem Ussurigebiet. *Wiener Entomologische Zeitung* 48: 1–28.
- Mandl K (1941) Systematische Zusammenstellung einer Sammelausbeute aus Transbaikalien und dem Ussurigebiet. (Col.). II. Teil. *Mitteilungen der Münchener Entomologischen Gesellschaft* 31: 785–794.

- Marchant KR (2004) Emerald ash borer in Canada – 2003, p. 3. In: Mastro V, Reardon R (Eds) Emerald ash borer research and technology development meeting. Port Huron, Michigan, September 30 – October 1, 2003. Forest health technology enterprise team. Abstracts. West Virginia, Morgantown, VI + 44 pp.
- Marseul SA de (1887) Catalogue synonymique et géographique des Coléoptères de l’Ancien-Monde Europe et contrées limitrophes en Afrique et en Asie. 1882–1889, L’Abeille, Journal d’Entomologie, Tome XXIV [1886–1887]: 193–360.
- Marsh PM, Strazanac JS, Laurusonis SY (2009) Description of a new species of *Atanycolus* (Hymenoptera, Braconidae) from Michigan reared from the emerald ash borer, *Agrilus planipennis* (Coleoptera: Buprestidae: Agrilinae). Great Lakes Entomologist 42: 8–15.
- Marshall JM, Storer AJ, Fraser I, Mastro VC (2010) Efficacy of trap and lure types for detection of *Agrilus planipennis* (Col., Buprestidae) at low density. Journal of Applied Entomology 134: 296–302. doi: 10.1111/j.1439-0418.2009.01455.x
- Marshall JM, Storer AJ, Fraser I, Mastro VC (2011) A predictive model for detection of *Agrilus planipennis* (Col., Buprestidae) larvae in girdled ash (*Fraxinus* spp.). Journal of Applied Entomology 135: 91–97. doi: 10.1111/j.1439-0418.2010.01525.x
- Mattson WJ, Haack RA (1987) The role of drought in outbreaks of plant-eating insects. BioScience 37: 110–118. doi: 10.2307/1310365
- McCullough DG, Agius A, Cappaert D, Poland TM, Miller DL, Bauer LS (2004) Host range and host preference of emerald ash borer, p. 39–40. In: Mastro V, Reardon R (Eds) Emerald ash borer research and technology development meeting. Port Huron, Michigan, September 30 – October 1, 2003. Forest health technology enterprise team. Abstracts. West Virginia, Morgantown, VI + 44 pp.
- McCullough DG, Cappaert D, Poland T, Smitley DR (2004) Control of emerald ash borer adults and larvae with insecticides, p. 27–28. In: Mastro V, Reardon R (Eds) Emerald ash borer research and technology development meeting. Port Huron, Michigan, September 30 – October 1, 2003. Forest health technology enterprise team. Abstracts. West Virginia, Morgantown, VI + 44 pp.
- McCullough DG, Poland TM, Cappaert D (2004) Survival of emerald ash borer in wood chips, p. 24–25. In: Mastro V, Reardon R (Eds) Emerald ash borer research and technology development meeting. Port Huron, Michigan, September 30 – October 1, 2003. Forest health technology enterprise team. Abstracts. West Virginia, Morgantown, VI + 44 pp.
- McCullough DG, Poland TM, Cappaert D (2004) Dispersal of emerald ash borer: a case study at Tipton, Michigan, p. 6–7. In: Mastro V, Reardon R (Eds) Emerald ash borer research and technology development meeting. Port Huron, Michigan, September 30 – October 1, 2003. Forest health technology enterprise team. Abstracts. West Virginia, Morgantown, VI + 44 pp.
- McCullough DG, Poland TM, Cappaert D (2009) Attraction of the emerald ash borer to ash trees stressed by girdling, herbicide treatment, or wounding. Canadian journal of forest research, 39, 1331–1345. doi: 10.1139/X09-057
- McCullough DG, Poland TM, Cappaert D, Clark EL, Fraser I, Mastro V, Smith S, Pell C (2007) Effects of chipping, grinding, and heat on survival of emerald ash borer, *Agrilus planipennis*



- (Coleoptera: Buprestidae), in chips. *Journal of Economic Entomology* 100: 1304–1315. doi: 10.1603/0022-0493(2007)100[1304:EOCGAH]2.0.CO;2
- McCullough DG, Roberts DL (2002) Pest Alert. Emerald Ash borer. United States Department of Agriculture, Forest Service, Northeastern Area, State and Private Forestry, Pennsylvania, [2] pp.
- McCullough DG, Siegert NW (2007) Estimating potential emerald ash borer (Coleoptera: Buprestidae) populations using ash inventory data. *Journal of Economic Entomology* 100: 1577–1586. doi: 10.1603/0022-0493(2007)100[1577:EPEABC]2.0.CO;2
- McKenney DW, Pedlar JH, Yemshanov D, Lyons DB, Campbell KL, Lawrence K (2012) Estimates of the potential cost of emerald ash borer (*Agrilus planipennis* Fairmaire) in Canadian municipalities. *Arboriculture & Urban Forestry* 38(3): 81–91.
- Mercader RJ, Siegert NW, Liebhold AM, McCullough DG (2009) Dispersal of the emerald ash borer, *Agrilus planipennis*, in newly-colonized sites. *Agricultural and forest entomology* 11: 421–424. doi: 10.1111/j.1461-9563.2009.00451.x
- Mercader RJ, Siegert NW, McCullough DG (2012) Estimating the influence of population density and dispersal behavior on the ability to detect and monitor *Agrilus planipennis* (Coleoptera: Buprestidae) populations. *Journal of Economic Entomology* 105: 272–281. doi: 10.1603/EC11172
- Mercer CWL (1985) *Agrilus* sp. (Buprestidae) attack on *Terminalia catappa* L. around the University of Technology campus. *Klinkii* 3(1): 103–105.
- Mercer CWL (1986) Research note on *Agrilus viridissimus* Cobos (Buprestidae). *Klinkii* 3(2): 89.
- Miller RO, Bloese PD, Hanover JW, Haack RA (1991) Paper birch and European white birch vary in growth and resistance to bronze birch borer. *Journal of the American Society for Horticultural Science* 116: 580–584.
- Mittapalli O, Mamidala P, Rajarapu SP (2012) mRNA profiles of piRNA pathway genes in emerald ash borer *Agrilus planipennis*. *Insect Science* 19 4): 455–460.
- Miwa Y, Chûjô M (1936) *Catalogus Coleopterorum Japonicorum. Buprestidae*. Taihoku, Formosa. Taiwan-Konshu-Kenkyusho, 26 + 8 pp index, [corrigenda et addenda separately paginated]. (in Japanese)
- Miwa Y, Chûjô M (1940) An iconography of some new and rare species of Buprestidae from the Japanese Empire. *Nippon no Kôchû*, Tokyo 3(2): 53–74, 1 pl. (in Japanese and English)
- Moraal LG, Hilszczanski J (2000) The oak buprestid beetle, *Agrilus biguttatus* (F.) (Col., Buprestidae), a recent factor in oak decline in Europe. *Journal of Pest Science* 73: 134–138. doi: 10.1007/BF02956447
- Morimoto K, Tadauchi O (1995) *Catalogue of the Japanese wildlife. [Invertebrata II] Insecta*, Tokyo, Japan Wildlife Research Center, 621 pp. (in Japanese)
- Moulton JC (1911) A contribution to the study of the insect fauna of Borneo. A list of the Bornean Buprestidae (Part I). *Sarawak Museum Journal* No. 1: 157–183.
- Mozolevskaya EG (2007) Yasenevaya izumrudnaya zlatka (*Agrilus planipennis* Fairmaire) v Moskve. *Agrilus planipennis* Fairmaire (Coleoptera, Buprestidae) in Moscow. p. 137–138. In: Zamotailov AS (Ed) *Dostizheniya entomologii na sluzhbe agropromyshlennogo kompleksa, lesnogo khozyaistva i meditsiny. Tezisy dokladov XIII s'yezda Russkogo entomologichesk-*

- ogo obshchestva, Krasnodar, 9–15 sentyabrya 2007 g. Krasnodar, 2007, 239 pp. (in Russian with English subtitle)
- Mühle H (2003) Taiwanese buprestids (Coleoptera, Buprestidae). *Journal of the Zoological Society Wallacea* 1: 43–48.
- Mühlmann H (1954) Buprestidae, Prachtkäfer, Flatheaded borer, p. 62–88. In: Blunck H (Ed), 1954: *Handbuch der Pflanzenkrankheiten. Fünfter Band, Tierische Schädlinge an Nutzpflanzen, 2. Teil, Fünfte neubearbeitete Auflage, Zweite Lieferung, Coleoptera*. Berlin und Hamburg, P. Parey, 599 pp.
- NCBI (2014) <http://www.ncbi.nlm.nih.gov/nuccore/?term=agrilus> Bethesda, MD [June 10, 2014]
- Nelson GH, Hesperheide HA (1998) A re-evaluation of some *Agrilus* Curtis species (Coleoptera: Buprestidae). *The Coleopterists Bulletin* 52: 31–34.
- Nelson GH, Walters GC Jr, Haines RD, CL Bellamy. 2008. A catalog and bibliography of the Buprestoidea of America North of Mexico. The Coleopterists Society, Special Publication 4: 1–274.
- Nichols JO (1968) Oak mortality in Pennsylvania: a ten-year study. *Journal of Forestry* 66: 681–694.
- Nielsen DG, Muilenburg VL, Herms DA (2011) Interspecific variation in resistance of Asian, European, and North American birch (*Betula*) spp. to bronze birch borer (Coleoptera: Buprestidae). *Environmental Entomology* 40: 648–653. doi: 10.1603/EN10227
- Nonnaizab, Qi BY, Li YB (1999) *Insects of Inner Mongolia China*. 506 pp. (in Chinese with English subtitle and preface)
- Nord JC, Knight FB, Vogt GB (1965) Identity and biology of an aspen root girdler, *Agrilus horni*. *Forest Science* 11: 33–41.
- Obenberger J (1914) Agrili generis specierum novarum diagnoses. *Časopis České Společnosti Entomologické* 11: 41–52.
- Obenberger J (1924a) Druhá řada nových rodů čeledi Buprestidae (Coleoptera). Deuxième série de nouveaux genres de Buprestides. *Acta Entomologica Musei Nationalis Pragae* 2: 7–44.
- Obenberger J (1924b) Symbolae ad specierum regionis palaearticae Buprestidarum cognitionem. Jubilejní Sborník Československé Společnosti Entomologické 1924: 6–59.
- Obenberger, J. (1926) Buprestidae, p. 620–663. In: Winkler A (Ed), 1926: *Catalogus Coleopterorum regionis palaearticae. Pars 6*, Wien, A. Winkler, p. 625–752.
- Obenberger J (1930) Buprestidarum supplementa palaeartica VI. *Časopis Československé Společnosti Entomologické* 27: 102–115.
- Obenberger J (1934) Buprestidae, p. 11–14. In: Hedin S & Ping Chang S (eds), *Schwedisch-chinesische wissenschaftliche Expedition nach den nordwestlichen Provinzen Chinas unter Leitung von Dr. Sven Hedin und Prof. Sü Ping-chang. Insekten gesammelt vom schwedischen Arzt der Expedition Dr. David Hummel 1927–1930*. *Arkiv für Zoologie*, 27A(19).
- Obenberger J (1935) De regionis palaearticae generis Agrili speciebus novis (Col. Bupr.). O nových palaearktických družích krasců z rodu *Agrilus*. *Časopis Československé Společnosti Entomologické* 32: 161–171.
- Obenberger J (1936a) Buprestidae V., p. 935–1246. In: Junk W, Schenkling S (Eds) *Coleopterorum Catalogus, Volumen XIII, Pars 152*, Gravenhage, Verlag für Naturwissenschaften, W. Junk, 311 pp.

- Obenberger J (1936b) De novis regionis orientalis Agrili generis speciebus (Col. Bupr.) II. Nové druhy orientálních krasců rodu *Agrilus*. Časopis Československé Společnosti Entomologické 33: 33–44.
- Obenberger J (1958) Buprestides, trouvés par l'expédition chino-soviétique 1955 en Chine méridionale (Col., Buprestidae). Krasci, nalezení během čínsko-sovětské vědecké výpravy 1955 v jižní Číně (Col., Buprestidae). Časopis Československé Společnosti Entomologické 55: 223–243.
- Obenberger J (1960) Notes et études buprestologiques I. (Coleoptera). Buprestodologické studie I. Acta Universitatis Carolinae, Biologica No. 2: 125–153.
- Ohgushi R (1963) Development of ovary and pre-oviposition period of citrus flat-headed borer, *Agrilus auriventris auriventris* S. Saunders under laboratory conditions. Japanese Journal of Applied Entomology and Zoology 7: 92–96. doi: 10.1303/jjaez.7.92
- Ohgushi R (1966) Ecological studies on the citrus flat-headed borer, *Agrilus auriventris* Saunders. I. Season of emergence. Japanese Journal of Applied Entomology and Zoology 10: 55–63. doi: 10.1303/jjaez.10.55
- Ohgushi R (1978) On an outbreak of the citrus flat-headed borer, *Agrilus auriventris* E. Saunders in Nagasaki prefecture. Researches on Population Ecology 9: 62–74. doi: 10.1007/BF02521397
- Ohmomo S (2002) Informations of insects from Thailand (Part 3). Otoshibumi, Tsukuba 22: 21–29. (in Japanese with English subtitle and summary)
- Ohmomo S (2005) Buprestid beetles (Coleoptera: Buprestidae), new to Japanese fauna (Part 3). Entomological Review of Japan 60(2): 235–242.
- Ohmomo S (2006) The latest classification of Buprestidae. Gekkan-Mushi No 420: 2–11. (in Japanese with English subtitle)
- Oliver JB, Mastro V, Lance D, Francese J, Youssef N, Lavalley S, Fare D (2004) Development of traps to survey for emerald ash borer, p. 17–18. In: Mastro V, Reardon R (Eds) Emerald ash borer research and technology development meeting. Port Huron, Michigan, September 30 – October 1, 2003. Forest health technology enterprise team. Abstracts. West Virginia, Morgantown, VI + 44 pp.
- Orlova-Bienkowskaja MJ (2013a) Ashes in Europe are in danger: the invasion range of *Agrilus planipennis* in European Russia is expanding. Biological Invasions. doi: 10.1007/s10530-013-0579-8
- Orlova-Bienkowskaja MJ (2013b) European area beetle *Agrilus planipennis* (Coleoptera: Buprestidae) expands: the zone of mass mortality of ash covered the north-western part of Moscow and Tver region. Russian Journal of Biological Invasions 4: 49–58.
- Paiero SM, Jackson MD, Jewiss-Gaines A, Kimoto T, Gill BD, Marshall SA (2013) Field guide to the jewel beetles (Coleoptera: Buprestidae) of northeastern North America. Canadian Food Inspection Agency, Ottawa, 411 pp.
- Peck SB (2005) A checklist of the beetles of Cuba with data on distributions and bionomics (Insecta: Coleoptera). Arthropods of Florida and Neighboring Land Areas 18: 1–241.
- Peng ZL (1987) A check list of the buprestid beetles known to China. Journal of Southwest Agricultural University 9(2): 125–133, 349–364. (in Chinese with English subtitle and summary)
- Peng ZL (1992) Buprestidae, p. 387–408. In: Peng JW, Liu YI (Eds) Iconography of forest insects in Hunan China. Hunan, Academia Sinica & Hunan Forestry Institute, p. 1–60, 1–4, 1–1473. (in Chinese with English summary)

- Peng ZL (2002) Buprestidae, p. 246–281. In: Huang PK (Ed) Fauna of Insects in Fujian Province of China. Vol. 6, 894 pp.
- Petrice TP, Haack RA (2007) Can emerald ash borer, *Agrilus planipennis* (Coleoptera: Buprestidae) emerge from logs two summers after infested trees are cut? The Great Lakes Entomologist 40: 92–95.
- Petrice TR, Haack RA (2014) Biology of the European oak borer in Michigan, United States of America, with comparisons to the native twolined chestnut borer. The Canadian Entomologist 146: 36–51. doi: 10.4039/tce.2013.58
- Petrice TR, Haack RA, Poland TM (2013) Attraction of *Agrilus planipennis* (Coleoptera: Buprestidae) and other buprestids to sticky traps of various colors and shapes. The Great Lakes Entomologist 46: 13–30.
- Petrice TR, Haack RA, Strazanac JS, Lelito JP (2009) Biology and larval morphology of *Agrilus subcinctus* (Coleoptera: Buprestidae), with comparisons to the emerald ash borer, *Agrilus planipennis*. The Great Lakes Entomologist 42: 173–184.
- Poland TM, McCullough DG (2006) Emerald ash borer: Invasion of the urban forest and the threat to North America's ash resource. Journal of Forestry 104: 118–124.
- Poland TM, McCullough DG (2010) SLAM: A Multi-agency pilot project to Slow Ash Mortality caused by emerald ash borer in Outlier sites. Newsletter of the Michigan Entomological Society 55: 4–8.
- Poland TM, Groot P de, Grant G, MacDonald L, McCullough DG (2004) Developing attractants and trapping techniques for the emerald ash borer, p. 15–16. In: Mastro V, Reardon R (Eds) Emerald ash borer research and technology development meeting. Port Huron, Michigan, September 30 – October 1, 2003. Forest health technology enterprise team. Abstracts. West Virginia, Morgantown, VI + 44 pp.
- Pureswaran DS, Poland TM (2009) Host selection and feeding preference of *Agrilus planipennis* (Coleoptera: Buprestidae) on ash (*Fraxinus* spp.). Environmental Entomology 38: 757–765. doi: 10.1603/022.038.0328
- Rauscher K, Mastro V (2004) The Michigan emerald ash borer program, p. 1–2. In: Mastro V, Reardon R (Eds) Emerald ash borer research and technology development meeting. Port Huron, Michigan, September 30 – October 1, 2003. Forest health technology enterprise team. Abstracts. West Virginia, Morgantown, VI + 44 pp.
- Reardon R (2004) Taxonomy and distribution of natural enemies of emerald ash borer, p. 30. In: Mastro V, Reardon R (Eds) Emerald ash borer research and technology development meeting. Port Huron, Michigan, September 30 – October 1, 2003. Forest health technology enterprise team. Abstracts. West Virginia, Morgantown, VI + 44 pp.
- Rebek EJ, DR Smitley, DA Herms (2008) Interspecific variation in resistance to emerald ash borer (Coleoptera: Buprestidae) among North American and Asian ash (*Fraxinus* spp.). Environmental Entomology 37: 242–246. doi: 10.1603/0046-225X(2008)37[242:IVIRTE]2.0.CO;2
- Roberts H (1987) DPI Entomology Bulletin: No. 45. Forest insect pests of Papua New Guinea 1. Under-bark borers of kamarere and terminalias - *Agrilus* beetles. Harvest 12(2): 59–64.
- Rodriguez-Saona CR, Miller JR, Poland TM, Kuhn TM, Otis GW, Turk T, Ward DL (2007) Behaviors of adult *Agrilus planipennis* (Coleoptera: Buprestidae). The Great Lakes Entomologist 40: 1–15.

- Rodriguez Saona C, Poland TM, Miller JR, Stelinski LL, Grant GG, Groot P de, Buchan L, MacDonald L (2006) Behavioral and electrophysiological responses of the emerald ash borer, *Agrilus planipennis*, to induced volatiles of Manchurian ash, *Fraxinus mandshurica*. *Chemoecology*, 16: 75–86. doi: 10.1007/s00049-005-0329-1
- Rutledge CE, Fierke MK, Careless PD, Worthley T (2013) First detection of *Agrilus planipennis* in Connecticut made by monitoring *Cerceris fumipennis* (Crabronidae) colonies. *Journal of Hymenoptera Research* 32: 75–81. doi: 10.3897/jhr.32.4865
- Rutledge CE, Keena MA (2012a) Mating frequency and fecundity in the emerald ash borer *Agrilus planipennis* (Coleoptera: Buprestidae). *Annals of the Entomological Society of America* 105: 66–72. doi: 10.1603/AN11037
- Rutledge CE, Keena MA (2012b) Mating frequency and fecundity in *Agrilus anxius* (Coleoptera: Buprestidae). *Annals of the Entomological Society of America* 105: 852–858. doi: 10.1603/AN12025
- Ryall KL, Silk PJ, Mayo P, Crook D, Khrimian A, Cossé AA, Sweeney J, Scarr T (2012) Attraction of *Agrilus planipennis* (Coleoptera: Buprestidae) to a volatile pheromone: effects of release rate, host volatile, and trap placement. *Environmental Entomology* 41: 648–656. doi: 10.1603/EN11312
- Sakalian VP, Langourov M (2004) Colour traps a method for distributional and ecological investigations of Buprestidae (Coleoptera). *Acta Societatis Zoologicae Bohemicae* 68: 53–59.
- Saunders E (1871) *Catalogus Buprestidarum Synonymicus et Systematicus*. London, E. W. Janson, XXIII + 171 pp.
- Saunders E (1873) Descriptions of Buprestidae collected in Japan by George Lewis, Esq. *Journal of Proceedings of the Linnean Society of London, Zoology* 11: 509–523. doi: 10.1111/j.1096-3642.1873.tb01672.x
- Scarr TA, McCullough DG, Howse GM (2002) *Agrilus planipennis*. Emerald ash borer. Forest Health Alert, Ontario, 3, 4 pls [not paginated].
- Schaefer PW (2004) *Agrilus planipennis* (= *A. marcopoli*) (Coleoptera: Buprestidae) in Japan and Mongolia - preliminary findings, p. 13. In: Mastro V, Reardon R (Eds) Emerald ash borer research and technology development meeting. Port Huron, Michigan, September 30–October 1, 2003. Forest health technology enterprise team. Abstracts. West Virginia, Morgantown, VI + 44 pp.
- Schönfeldt H von (1887) Catalog der Coleopteren von Japan mit Angabe der bezüglichlichen Beschreibungen und der sicher bekannten Fundorte. *Jahrbücher des Nassauischen Vereins für Naturkunde* 40: 29–204.
- Schröder T (2004) Der Asiatische Eschenprachtkäfer (*A. planipennis*) - Eine Gefahr auch für europäische Eschen? *Jahrbuch der Baumpflege* 2004: 222–227.
- Schröder T (2004) Forstliche Quarantäneschädlinge. Der Asiatische Eschenprachtkäfer. Große Gebiete in Nordamerika sind bereits befallen. *Neue Arten in Bayern* 45: 25–26.
- Semenov Tian Shanskij A (1903) *Analecta coleopterologica*. III. *Revue Russe d'Entomologie* 3: 169–173.
- Sever A, Cranshaw W, Brudenell R (2012) *Agrilus quercicola* (Fisher) (Coleoptera: Buprestidae), the gambel oak borer, as a pest of *Quercus* spp. *Southwestern Entomologist* 37: 147–150. doi: 10.3958/059.037.0207



- Silk PJ, Ryall K, Lyons B, Sweeney JD, Wu J (2009) A contact sex pheromone component of the emerald ash borer *Agrilus planipennis* Fairmaire (Coleoptera: Buprestidae). *Naturwissenschaften* 96: 601–608. doi: 10.1007/s00114-009-0513-1
- Silk PJ, Ryall K, Mayo P, Lemay MA, Grant G, Crook D, Cossé A, Fraser I, Sweeney JD, Lyons DB, Pitt D, Scarr T, Magee D (2011) Evidence for a volatile pheromone in *Agrilus planipennis* Fairmaire (Coleoptera: Buprestidae) that increases attraction to a host foliar volatile. *Environmental Entomology* 40: 904–916. doi: 10.1603/EN11029
- Smith J, Haack B, Bauer LS (2004) Genetic analysis of emerald ash borer (*Agrilus planipennis* Fairmaire) to determine point of origin in North American infestations, p. 12. In: Mastro V, Reardon R (Eds) Emerald ash borer research and technology development meeting. Port Huron, Michigan, September 30 – October 1, 2003. Forest health technology enterprise team. Abstracts. West Virginia, Morgantown, VI + 44 pp.
- Smitley D, Davis T, Rebek E (2008) Progression of ash canopy thinning and dieback outward from the initial infestation of emerald ash borer (Coleoptera: Buprestidae) in southeastern Michigan. *Journal of Economic Entomology* 101: 1643–1650. doi: 10.1603/0022-0493(2008)101[1643:POACTA]2.0.CO;2
- Sobek SS, Kluza DA, Cuddington K, Lyons DB (2012) Potential distribution of emerald ash borer: What can we learn from ecological niche models using Maxent and GARP? *Forest Ecology and Management* 281: 23–31. doi: 10.1016/j.foreco.2012.06.017
- Solomon JD (1995) Guide to insect borers in North American broadleaf trees and shrubs. Washington, DC. USDA Forest Service, Agriculture Handbook, AH-706.
- Solsky S (1876) Matériaux pour l'entomologie des provinces asiatiques de la Russie. *Trudy Russkago Ėntomologicheskogo obshchestva* 11: 253–299.
- Straw NA, Williams DT, Kulinich O, Gninenko YI (2013) Distribution, impact and rate of spread of emerald ash borer *Agrilus planipennis* (Coleoptera: Buprestidae) in the Moscow region of Russia. *Forestry* 86: 515–522. doi: 10.1093/forestry/cpt031
- Svihra P, Koehler CS (1993) Flatheaded borer in white alder landscape trees. *Journal of Arboriculture* 19: 260–265.
- Taylor PB, Duan JJ, Fuester RW, Hoddle M, Driesche R van (2012) Parasitoid guilds of *Agrilus* woodborers (Coleoptera: Buprestidae): Their diversity and potential for use in biological control. *Psyche* doi: 10.1155/2012/813929
- Taylor RAJ, Bauer LS, Poland TM, Windell KN (2010) Flight performance of *Agrilus planipennis* (Coleoptera: Buprestidae) on a flight mill and in free flight. *Journal of Insect Behavior* 23: 128–148. doi: 10.1007/s10905-010-9202-3
- Thomson J (1879) *Typi buprestidarum musaei Thomsoniani*. Appendix 1a. Paris, E. Deyrolle, 87 pp.
- Timms LL, Morgan R, Smith SM, Groot P de (2004) Tree susceptibility and within-tree distribution of the emerald ash borer, *Agrilus planipennis* Fairmaire, in southwestern Ontario, p. 42. In: Mastro V, Reardon R (Eds) Emerald ash borer research and technology development meeting. Port Huron, Michigan, September 30 – October 1, 2003. Forest health technology enterprise team. Abstracts. West Virginia, Morgantown, VI + 44 pp.

- Timms LL, Smith SM, de Groot P (2006) Patterns in the within-tree distribution of the emerald ash borer *Agrilus planipennis* (Fairmaire) in young, green-ash plantations of south-western Ontario, Canada. *Agricultural and Forest Entomology* 8: 313–321. doi: 10.1111/j.1461-9563.2006.00311.x
- Tôyama M (1985) Agrilinae, p. 13–32. In: Kurosawa Y, Hisamatsu S, Sasaji H (Eds) *Colored illustrations of the Coleoptera of Japan*. Vol. III. Osaka, Hoikusha Publishing, first edition, 500 pp. (in Japanese)
- Tôyama M (1988) New agriline buprestid beetles (Coleoptera, Buprestidae) from Asia (II). *Kontyû*, Tokyo 56(4): 752–765.
- Trjapitzin VA and Volkovitsh MG (2011) A review of species of the genus *Oobius* Trjapitzin, 1963 (Hymenoptera, Encyrtidae)—Egg parasitoids of Jewel Beetles, Longicorn Beetles (Coleoptera, Buprestidae, Cerambycidae), and Robber Flies (Diptera, Asilidae). *Entomological Review* 91(5): 670–676. doi: 10.1134/S0013873811050113
- Turner JR, Hawkeswood TJ (1996) A new larval host plant for the Australian buprestid beetle *Agrilus australasiae* Laporte & Gory (Coleoptera: Buprestidae). *Mauritiana* 16: 95–100.
- Vansteenkiste D, Tirry L, van Acker J, Stevens M (2004) Predispositions and symptoms of *Agrilus* borer attack in declining oak trees. *Annals of Forest Science* 61: 815–823. doi: 10.1051/forest:2004076
- Vasanthakumar A, Handelsman J, Schloss PD, Bauer LS, Raffa KF (2008) Gut microbiota of an invasive subcortical beetle, *Agrilus planipennis* Fairmaire, across various life stages. *Environmental Entomology* 37: 1344–1353. doi: 10.1603/0046-225X(2008)37[1344:GMOAIS]2.0.CO;2
- Volkovitsh MG (2009) Buprestidae, p. 132–137. In: Storozhenko SY (Ed) *Nasekomye Lazovskogo zapovednika*. Insects of Lazovsky Nature Reserve. Vladivostok, Dalnauka, 464 pp + 16 col. pls.
- Volkovitsh MG, Mozolevskaya EG (2014) The tenth «anniversary» of the invasion of emerald ash borer *Agrilus planipennis* Fairm. (Coleoptera: Buprestidae) in Russia: results and prospects. *Izvestia Sankt-Peterburgskoj Lesotehnikeskoj Akademii* 207: 8–19 (in Russian with English subtitle and summary), 268–269 (English synopsis).
- Wang, XY, Yang ZQ, Liu GJ, Liu ES (2005) Larval instars and stadia of *Agrilus planipennis* (Coleoptera: Buprestidae). *Scientia Silvae Sinicae* 41: 97–102. doi: 10.11707/j.1001-7488.20050316
- Wang XY, Yang ZQ, Gould JR, Zhang YN, Liu GJ, Liu ES (2010) The biology and ecology of the emerald ash borer, *Agrilus planipennis*, in China. *Journal of Insect Science* 10: 128. doi: 10.1673/031.010.12801, insectscience.org/10.128
- Wargo PM (1977) *Armillaria mellea* and *Agrilus bilineatus* and mortality of defoliated oak trees. *Forest Science* 23: 485–492.
- Wei SJ, Zheng HH, Huangfu WG, Shi ZH, Chen XX (2006) Division of larval instars of the citrus borer, *Agrilus auriventris* Saunders (Coleoptera Buprestidae). *Acta Entomologica Sinica* 49: 302–309.
- Wei SJ, Zheng HH, Huangfu WG, Shi ZH, Chen XX (2007a) Morphological observation on the immature stages of *Agrilus auriventris* Saunders (Coleoptera: Buprestidae). *Acta Entomologica Sinica* 50: 79–84.

- Wei X, Reardon D, Yun W, Sun JH (2004) Emerald ash borer, *Agrilus planipennis* Fairmaire (Coleoptera: Buprestidae), in China: a review and distribution survey. *Acta Entomologica Sinica* 47: 679–685.
- Wei X, Wu Y, Reardon RD, Sun TH, Lu M, Sun JH (2007b) Biology and damage traits of emerald ash borer (*Agrilus planipennis* Fairmaire) in China. *Insect Science* 14: 367–373. doi: 10.1111/j.1744-7917.2007.00163.x
- Weiss HB (1914) Notes on three imported insects occurring in New Jersey. *Journal of Economic Entomology* 7: 250–251.
- Wellso SG, Manley GV, Jackman JA (1976) Keys and notes on the Buprestidae (Coleoptera) of Michigan. *The Great Lakes Entomologist* 9(1): 1–22.
- Wellso SG, Jackman JA (2006) A new species of *Anthaxia* (*Haplantaxia*) Reitter (Coleoptera: Buprestidae) and new North American buprestid distributional and host records. *Pan-Pacific Entomologist* 82: 262–268.
- Wessels-Berk B, Scholte EJ (2008) One beetle too many: The emerald ash-borer, *Agrilus planipennis* (Coleoptera: Buprestidae), threatens *Fraxinus* trees in Europe. *Proceedings of the Netherlands Entomological Society meeting* 19: 165–168.
- Westcott RL (2007) The exotic *Agrilus subrobustus* (Coleoptera: Buprestidae) is found in northern Georgia. *The Coleopterists Bulletin* 61: 111–112. doi: 10.1649/968.1
- Xu GT (2003) *Agrilus marcopoli* Obenberger, p. 321–322. In: Xu GT (Ed) *Atlas of ornamental pests and diseases*. Beijing, China Agriculture Press (in Chinese).
- Yang ZQ, Strazanac JS, Marsh PM, van Achterberg C, Choi WY (2005) First recorded parasitoid from China of *Agrilus planipennis*: A new species of *Spathius* (Hymenoptera: Braconidae: Doryctinae). *Annals of the Entomological Society of America* 98: 636–642. doi: 10.1603/0013-8746(2005)098[0636:FRPFCO]2.0.CO;2
- Yang ZQ, Wang XY, Yao YX, Gould JR, Cao LM (2012) A new species of *Sclerodermus* (Hymenoptera: Bethyridae) parasitizing *Agrilus planipennis* (Coleoptera: Buprestidae) from China, with a key to Chinese species in the genus. *Annals of the Entomological Society of America* 105: 619–627. doi: 10.1603/AN12017
- Ye CM, Yu JL, Gao JC (2011) Estimation on growing stock loss of *Xylosma recemosum* injured by *Agrilus cyaneoniger melanopterus* in Tianfuzhishan Natural Reserve in Jilin province. *Journal of Jilin Forestry Science and Technology* 40: 20–25. (in Chinese with English subtitle and summary)
- Yu CM (1992) *Agrilus marcopoli* Obenberger (Coleoptera: Buprestidae). In: Xiao G (Ed), *Forest Insects of China*, 2nd edition. China Forestry Publishing House, Beijing, 400–401.
- Yu J, Ye C, Gao J. 2011. Investigation of pest occurrence of *Agrilus cyaneoniger melanopterus* in Tianfozhishan National Nature Reserve in Jilin Province. *Journal of Jilin Forestry Science and Technology* 40(2): 16–19.
- Yuasa H (1932) Family Buprestidae, p. 652–660. In: Esaki T, Hori H, Yasumatsu K (Eds) *Nippon Konchu Zukan. Iconographia insectorum Japonicorum, Editio prima*, Tokyo, Hokuryukan, 2241 pp.

- Yuasa H (1949) Buprestidae p. 126–128. In: Illustrated pocket book of Japanese insects. Tokyo, Hokuryukan, 432 + 33 pp. (in Japanese with English subtitle)
- Yurchenko GI, Turova GI, Kuzmin EA (2007) To distribution and ecology of emerald ash borer (*Agrilus planipennis* Fairmaire) in the Russian Far East. A.I. Kurentsov's Annual Memorial Meetings, XVIII, 94–98. (in Russian with English subtitle and summary)
- Zhang, YZ, Huang DW, Zhao TH, Liu HP, Bauer LS (2005) Two new species of egg parasitoids (Hymenoptera: Encyrtidae) of wood-boring beetle pests from China. *Phytoparasitica* 33: 253–260. doi: 10.1007/BF02979863
- Zhao TH, Gao RT, Liu HP, Bauer LS, Sun L.Q (2005) Host range of emerald ash borer, *Agrilus planipennis* Fairmaire, its damage and the countermeasures. *Acta Entomologica Sinica* 48: 594–599.
- Zhao TH, Zhao WX, Gao RT, Zhang QW, Li GH, Liu XX (2007) Induced outbreak of indigenous insect species by exotic tree species. *Acta Entomologica Sinica* 50: 826–833.

---

## Index of Taxa

- Ablerus* 24  
*Acacia* 19, 170  
*Acmaeodera* 19  
*Adelocera* 24  
*Agrilus*  
  *agnatus* 30, 32, 55, 84, 87, 95, 103, 142, 149  
  *ampliatus* 6, 7, 33, 53, 110, 113, 115, 119, 160  
  *anxius* 20, 21, 23  
  *ascanius* 32, 49, 50, 61, 62, 65, 69, 73, 75, 137  
  *ataman* 147, 148  
  *auristernum* 30, 32, 33, 56, 86, 93, 142, 143  
  *auriventris* 149  
  *bayeri* 166  
  *bifoveolatus* 6, 7, 32, 56, 88, 143  
  *bilineatus* 20  
  *cappaerti* 29  
  *coreanus* 6, 7, 34, 40, 48, 130, 133, 135, 163  
  *crepuscularis* 32, 38, 39, 54, 90, 99, 143  
  *cupreoviridis* 147  
  *cuprifrons* 13, 32, 50, 63, 64, 69, 75, 137, 138  
  *cyaneoniger* 11, 30, 32, 36, 37, 40, 58, 83, 92, 99, 144-148, 164  
  *daillieri* 33, 47, 124, 127, 159  
  *fairmairei* 164, 165  
  *feretrius* 25, 155, 156  
  *guerini* 21  
  *hewitti* 33, 40, 47, 123, 125, 126, 159  
  *horni* 20-23  
  *hyperici* 18, 170  
  *impressifrons* 146, 148  
  *jamesi* 146, 148  
  *Agrilus lafertei* 30, 32, 55, 85, 94, 103, 142, 149  
  *lameyi* 166  
  *latifrons* 159  
  *lubopetri* 32, 57, 96, 101, 105, 150  
  *macropoli* 25, 154, 155, 156, 157  
  *macropoli ulmi* 25, 155, 156, 157  
  *maculipennis* 33, 53, 111, 112, 121, 160  
  *maculiventris* 13, 29, 32, 51, 66, 71, 79, 81, 138, 139, 141  
  *malcopoli* 154  
  *markopoli* 155  
  *marquardtii* 146, 148  
  *mcgregori* 32, 50, 65, 68, 138  
  *melanopterus* 145, 146, 147, 148, 149  
  *mikado* 147, 148  
  *nobuyukii* 140  
  *obscuripennis* 164, 165  
  *obsoletoguttatus* 19  
  *opulentus* 30, 32, 51, 67, 70, 71, 79, 81, 139, 141  
  *ostrinus* 33, 52, 111, 113, 114, 117, 161  
  *pensus* 21  
  *piliventris* 33, 49, 52, 109, 115, 116, 161  
  *planipennis* 17, 18, 20, 25, 32, 33, 41, 59, 91, 93, 98, 107, 131, 133, 135, 150, 155, 156  
  *prionurus* 18  
  *pseudimitans* 164, 165  
  *pseudolubopetri* 32, 57, 97, 100, 105, 157  
  *pseudoostrinus* 33, 53, 118, 121, 162  
  *qinling* 33, 55, 85, 87, 89, 95, 102, 157, 158  
  *roscidus* 19  
  *rubensteini* 33, 56, 97, 104, 158  
  *sapphirinus* 32, 49, 72, 139




- Agrilus sapphirrinus* 139  
  *seramensis* 32, 50, 63, 65, 74, 140  
  *sexsignatus* 21  
  *spineus* 33, 53, 119, 120, 162  
  *sinensis* 34, 47, 48, 99, 107, 129, 131-135, 147, 159, 163-166  
  *sinensis sinensis* 34, 48, 99, 107, 131, 132, 135, 163, 164  
  *sinensis splendidicollis* 34, 48, 131, 133, 134, 165, 166  
  *spineus* 33, 53, 119, 120, 162  
  *subcinctus* 23  
  *sulcicollis* 18, 20  
  *takedai* 161, 162  
  *takehiroii* 161, 162  
  *teretrius* 155  
  *tomentipennis* 33, 59, 91, 99, 106, 158  
  *torquatus* 21  
  *validus* 32, 51, 76, 140  
  *viridis* 19, 176  
  *viridissimus* 30, 32, 51, 67, 71, 78, 81, 141  
  *vittaticollis* 20, 23  
  *woodlarkianus* 32, 51, 67, 71, 77, 79, 80, 141
- Alnus* 19
- Anambus* 144, 145, 146, 155
- Anthaxia* 19
- Aphelinidae 24
- Atanycolus planipennis* 153
- Balcha* 24, 29, 152, 153
- Baryscapus* 24
- Beauveria* 29, 152, 154
- Beauveria bassiana* 29
- Bephratoides* 24
- Bethylidae 24, 29, 154
- Betula* 20, 185
- Braconidae 24, 29, 151, 153
- Buprestis* 19
- Calosota* 24
- Caragana* 19
- Carpinus* 19
- Castanea* 19
- Catogenus* 24, 29
- Celtis* 19
- Cerceris* 24, 29, 154
- Cerceris fumipennis* 29, 154
- Chalcididae 24
- Chalcidoidea 151
- Chrysobothris* 19
- Citrus* 19
- Cleridae 24, 29
- Coccidencyrthus* 24
- Crabronidae 24, 29
- Cunocephalus* 24, 29
- Deuteroxorides* 24, 29
- Dicerca* 19
- Diospyros* 19
- Dolichomitus* 24, 29
- Doryctes* 24
- Ecphyllus* 24
- Elaeocarpus* 71, 139
- Elateridae 24, 175
- Encyrtidae 24, 29
- Enoclerus* 24, 29
- Entodon* 24
- Ephialtes* 24
- Eucalyptus* 19, 30, 71, 139
- Eulophidae 24, 29, 154
- Euodia* 19
- Eupelmidae 24, 152
- Eupelmus* 24, 29
- Eurytoma* 24
- Eurytomidae 24
- Fagara* 19
- Fagus* 19
- Fraxinus americana* 26  
  *chinensis* 26, 99, 156, 163, 165  
  *excelsior* 26  
  *mandshurica* 99  
  *mandshurica* var. *japonica* 99  
  *nigra* 26, 99  
  *pennsylvanica* 26, 99  
  *profunda* 26  
  *quadrangulata* 26, 99  
  *rhyhophylla* 99  
  *velutina* 99
- Foenatopus* 24
- Gleditsia* 19
- Glypta* 24
- Hadrotrichodes* 24
- Heterospilus* 24

- Hibiscus* 19, 173  
*Hymenoptera* 24, 29, 151, 153, 154  
*Hypericum perforatum* 18  
*Ichneumonidae* 24, 29  
*Iphiaulax* 24  
*Juglans* 25, 26, 99, 157  
*Labena* 24  
*Leluthia* 24, 29, 153  
*Metapelma* 24  
*Metarhizium anisopliae* 29  
*Microbracon* 24  
*Monogonogastra* 24  
*Oobius agrili* 29, 152  
*Olesicampe* 24  
*Oodera* 24  
*Ooencyrtus* 24  
*Orianos* 24  
*Orthizema* 24  
*Paecilomyces farinosus* 29  
*Paecilomyces fumosoroseus* 29  
*Pareucorystes* 24  
*Passandridae* 24, 29  
*Pentacladia* 24  
*Phasgonophora* 24, 29  
*Phyllobaenus* 24  
*Pimploterus* 24  
*Pinarinus* 138, 139, 141  
*Pinus* 19  
*Populus* 19  
*Pterocarya* 25, 26, 99, 157  
*Pteromalidae* 24  
*Ptinobius* 24  
*Quercus acutissima* 93  
    *aliena* 93  
    *dentata* 93  
    *mongolica* 149  
*Quercus mongolica* var. *grosserrata* 93, 149  
    *serrata* 93  
    *variabilis* 93  
*Spathius* 24, 151  
*Spathius agrili* 29, 152  
    *galinae* 29, 154  
    *floridanus* 29  
    *laflammei* 29  
*Salix* 19  
*Sambucus* 19  
*Sapindus* 18, 19  
*Sarawakita latifrons* 159  
*Sclerodermus* 24  
*Sclerodermus pupariae* 29, 154  
*Signiphoridae* 24  
*Sinagrilus* 163, 164, 166  
*Sorbaria* 19  
*Stephanidae* 24  
*Syzygium* 30  
*Tenebroides* 24, 29, 139  
*Terminalia* 19, 30, 71, 139  
*Terminalia brassii* 30, 71, 139  
    *catappa* 30, 79, 141, 184  
*Tetrastichus planipennis* 29, 152, 154  
*Thysanus* 24  
*Trogossitidae* 24, 29  
*Ulmus* 19, 25, 26, 99, 157  
*Ulmus davidiana* var. *japonica* 99, 157  
*Uragrilus* 150, 152, 153  
*Verticillium lecanii* 29  
*Wroughtonia* 24  
*Xylosoma recemosum* 149  
*Zanthoxylum* 19  
*Zatropus* 24  
*Zelkova* 19
















The 33 species of *Agrilus* (Coleoptera: Buprestidae) hypothesized to be most closely related or most similar to *Agrilus planipennis* Fairmaire (emerald ash borer, EAB), are described and illustrated. Morphology (adults and immatures), biology, distribution, detailed taxonomic history and systematics are presented for each species, along with a full literature review and bibliography. Large, high resolution photos displaying all diagnostic characters are presented as well as an illustrated dichotomous identification key to adult species of *Agrilus* treated in this work. A general review of *Agrilus* biology, ecology and buprestid collecting and curation methods is also provided.

