

Prevalence of Scabies at dermatology Department PMCH Hospital Nawabshah

Mr. Abdul Haque khoso¹, Mr. Khalid Nadeem², Miss. Bashiran chachar³, Mrs. Shabnum Bashir⁴, Mr. Bashir Ahmed Pirzado⁵, Jahanzeb khan Khoso⁶

¹MSc Nursing, Staff Nurse, PMC Hospital, Nawabshah, Pakistan

² MPH, Staff Nurse, PMC Hospital, Nawabshah, Pakistan

³MSPH, Nursing Superintendent, PMC Hospital, Nawabshah, Pakistan

⁴MSPH, Nursing Superintendent, PMC Hospital, Nawabshah, Pakistan

⁵BSc. Nursing, Nursing Instructor, SON, PMC Hospital, Nawabshah, Pakistan

⁶BSc Nursing, RN, NICVD Sukkur

*Correspondence

Mr. Abdul Haque khoso

MSc Nursing, Staff Nurse, PMC Hospital Nawabshah, Pakistan

Email: abdulhaque_khoso@yahoo.com

Received: 06-09-2019 / Revised: 15-11-2019 / Accepted: 25-11-2019

Abstract

Introduction: Scabies is a neglected tropical public health problem around the world. It is caused by the Sarcoptes Scabiei mite that infested under the skin. The prevalence has been noted as per year is 300 million patients over the world wide. **Objectives:** To determine the frequency of Scabies at PMCH Nawabshah. **Methods:** A cross sectional study has been carried out on 422 patients at Peoples Medical Hospital Nawabshah at outpatients Department of Dermatology. The technique of sampling was convenience. A structured questionnaire has been used for data collection and analysis. All data has been collected by researcher on diagnosed cases of scabies by skin specialists. **Results:** The study is showing prevalence 22.4% among skin problem persons. The mean age of participant 60.2. Scabies can occur at any stage of life The comparison of male and female individuals as 6610 (48%) and 6595 (52%). The marital status of the participants as; married, un-married, widower, divorced and widow was 260 (66.3%) ,118(27.9%),2(0.47%),1(0.23%) and 21(4.97%) respectively and high rate found in lower economic condition **Conclusion:** The prevalence of scabies at peoples Medical Hospital Nawabshah is 22.4% The prevalence of scabies high in developing countries and this found prominent in back ward areas. The high ratio of scabies is associate with limited resources of basic life. Scabies seems to be neglected tropical problem of health.

Key words: Scabies, Prevalence, socio-economic, Sindh, Pakistan.

This is an Open Access article that uses a fund-ing model which does not charge readers or their institutions for access and distributed under the terms of the Creative Commons Attribution License (<http://creativecommons.org/licenses/by/4.0>) and the Budapest Open Access Initiative (<http://www.budapestopenaccessinitiative.org/read>), which permit unrestricted use, distribution, and reproduction in any medium, provided the original work is properly credited.

Introduction

The worldwide prevalence has been estimated about 300 million cases yearly.¹ The International Alliance for the Control of Scabies (IACS) was started in 2012 and alliance has reviewed 70 researchers with the help of public health experts in more than 15 countries on scabies. ¹The endemic of scabies is presenting highest prevalence rates and outbreaks in tropical region among developing countries.^{1,2} Many tropical and subtropical locations such as Africa, Egypt, Central and South America, North and Central Australia, Caribbean Island, India and Southeast Asia.³ Contagious skin infestation usually required two to six weeks before

signs and symptoms appeared.⁴ The commonest symptoms are itching and rash the most affected body areas, such as between the fingers, wrist, axilla, groin, under the breast and other body folds.⁵ The rashes of scabies looks like pimples occasionally tiny mites can be seen by light microscope .⁶ The disease is most often spread due to person to person contact like sex, overcrowded rooms, bed sharing, unhygienic condition, clothing, and fomites.⁷ scabies is a commonest disease seen mostly in the developing countries. The scabies peaks in winter season throughout the world but often seen mostly in poor communities and overcrowded areas. Endemics of scabies in the tropical countries without significant

fluctuations reported in the study and suggested that the role of herd immunity is more limited than previous thoughts.⁸ neighbor country Iraq have a prevalence of Scabies was in range between 11.3% to 16.4% and the above mentioned studies shows that overcrowding, poor public health, sharing of clothes, sharing on towels, sleeping space and unhygienic practices are mostly risk factors of scabies are noted.⁹The required data for scabies during 2009 is 86076 patients in which a total 9828 (11.4%) patients were affected with scabies in Iraq.¹⁰The prevalence of scabies has been reported as 10% in the under developing countries the most risk factors of spreading are overcrowding, poor hygiene, population density, Personal hygiene and less room facilities and rural living setting are more risk of scabies in the under developing world.¹⁰ A study was conducted at Karachi has shown the prevalence of Scabies was 70.6% among OPD skin disease patients at Jinnah medical Hospital & Agha Khan University Hospital in relation to disease Burden and risk factors of Scabies.¹¹The prevalence and complication of scabies made that a major public health problem in the developing world and the burden of disease seen among the women and children those living in poor areas and overcrowded tropical regions .¹² The purpose of the study was to determine the scabies prevalence in PMCH Nawab shah (OPD) and related factors that influence the scabies in the region. Study will also helpful to knowing the prevalence difference among the cities.

Objectives: To determine the frequency of scabies at PMCH Nawabshah.

Operational definition: Scabies is a feeling of itching at night and areas involved are web of fingers, axilla, abdominal lining, under the breast and genital organs.

Rural Area: Far from main city and having fewer basic facilities like villages. **Urban Area:** City having most of the basic facilities like water supply, drainage, electricity and health facilities. **Slums Area:** The area within the city but having congested streets and overcrowding and less facilities than center of city.

Material & methodology

Study Setting: The study has been conducted at outdoor patients in Skin OPD (Department of Dermatology) Peoples Medical Hospital Nawabshah (Teaching Hospital Nawabshah also covers the nearby peripheries of district).

Study Population: All the patients of scabies that visited to OPD and diagnosed by Skin specialist and only scabies patients are enrolled instead of non-patients in the study.

Duration of Study: The study is completed within six months from 18th July 2017 to 18th December 2017. The data entered in SPSS 20.0 software and analysis was done and applying appropriate applications.

Study Design: Cross Sectional Study

Sample Size: Sample calculated by Rao Soft sample calculator as error 5% with confidence interval 95% and 1.2 million population (385). But we took 422 as a sample.

Sampling Technique: Convenience sampling method was used.

Sampling: Those they are diagnosed Scabies have been added in Sampling.

Including Criteria: All the patients of skin OPD are enrolled and data collected from Scabies patients.

Exclusion Criteria: Patients are excluded those are not willing to participate in study and having other skin problems are not eligible for participation.

Data Collection Procedure: After approval of synopsis from Ethical Review Committee (SRC PUMHS) study is conducted at Outdoor Patients of Skin OPD Department Nawabshah (SBA). After taking informed verbal consent from respondents the data is collected and enrolled by inclusion exclusion criteria by researcher himself on pre-designed questionnaire.

Data Analysis Procedure

After entered data from respondent analysis carried out by SPSS version 20.0, Age, gender and SES variables were presented in percentage. Data is presented in graph and charts. P value will be taken as 0.05 and 95% confidence interval.

Results

The mean age of the participants 60.2.

The number of skin problems except scabies patients during the six months from July to December at 56229 females was 34525 at 61.4% and male were 21704 as 38.6%. The number of scabies in patients was 12705 at 22.6%.

The age of the participants from 0 to 1 year of age was 12(2.8%), 1.1 to 5 years 34 (8%), 5.1 to 15 years 29 (6.8%), 15.1 to 15 years of age 60 (14.1%), 25.1 to 35 years 104 (24.6%), 35.1 to 45 years 75 (17.7) and 108 (25.5 %) were those who above 45 years participated.

The comparison of male and female individuals as 6610 (48%) and 6595 (52%). The marital status of the participants as; married, un-married, widower, divorced and widow was 260 (66.3%), 118(27.9%), 2(0.47%), 1(0.23%) and 21(4.97%) respectively.

Moreover, the area of resident those participants in the study, there are 3 areas as rural 70.2% and urban 18.7% also slums represent as 11.1%, so the number of rural patients higher than other areas.

This study results shows the socio-economic rating of participants as, poor class were 313 (74.1%), middle 105 (24.8%) and 4 (0.94%) representing the upper class.

Discussion

In this study there is no any sound difference seen between male and female ration which is 48% and 52%, comparing a retrospective study shown the prevalence of scabies in among female as compare to male as 56.5 and 43.5%.³ To find the relation of socio-economic condition with the scabies, the participant's condition arranged in three places according to their income status; poor, middle lower class. These conditions set as their monthly income wise. For poor having income of less than 15000, middle having less than 40000 and upper more than 40000. This study finds a good relationship which the level of income of the victim of scabies. In lower class 74.2% who were infected from scabies ,24.9% were those who from middle and 0.9% from the upper class. A study is conducted in Haripur, shown also shown a good relation of scabies with the level of income. Lower socio-economic condition has worse contribution for scabies which is 13.18% in poor ,7.1% in Middle and 5.1% in the upper class.¹³ also the Married as 66.4% and lowest value is divorced persons as 0.2%. This study also find that risk of spreading of scabies due to bad sharing is strongly exists in the study, few other study also find the high ration in married and sharing of bed strongly associated the infection of scabies .^{14,15} In this study the residential area divided into Rural, Urban and Slum areas. The 70% infected cases from

rural areas ,18.7% were urban and 11.1% were from the slum areas. In Irian there is situation is quite differing from here, the cases investigated as 82.5% and 17.5% from urban and rural areas.¹⁶

Conclusion

The prevalence of scabies high in developing countries and this found prominent in back ward areas. The high ratio of scabies is associate with limited resources of basic life. Scabies seems to be neglected tropical problem of health. The number of married people more prone to scabies showing strong risk factor of sexually transmission, family members of participant and living style like. The population is participating from rural areas with low income peoples in the study were infected so the sense of hygiene is controversial. Their need to be special attention.

Recommendations

Health education about scabies and precaution from the disease must be done at rural level. To make a proper strong plane to decreased & minimize the scabies in the region. Further this study rules out the prevalence of scabies, their more study should be conducted to find the risk factor and association of scabies among difference age group.

Ethical Consideration: Informed verbal consent has been taken at the time of interview. The confidentiality about their particulars is kept secret.

Table 1: Age of Participant

Age In Years	n=1	Percentage
0 To 15	12	2.8
1.1 To 5	34	8
5.1 To 15	29	6.8
15.1 To 25	60	14.1
25.1 To 35	104	24.6
35.1 To 45	75	17.7
45.1 & Above	108	25.5
Total	422	100

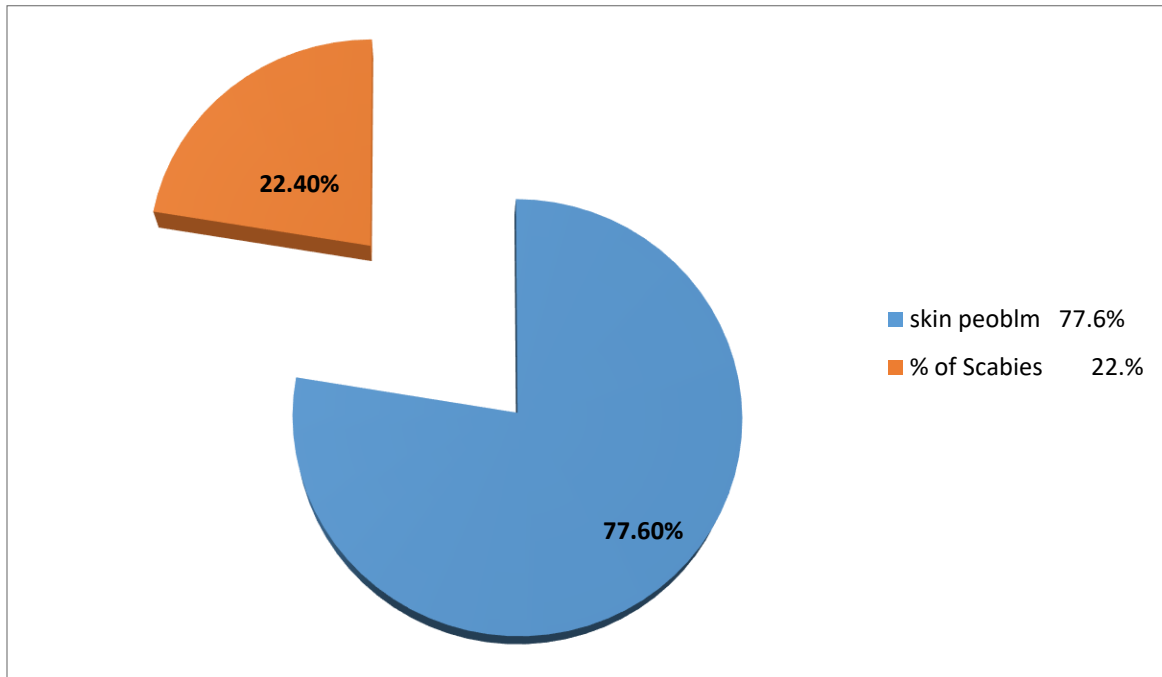
A group of age from 15 to 45 and above having more prevalence of Scabies as 56.3% is affected with scabies and lowest value in infants as 2.9%.

Table 2: Marital status

	n=1	Percentage
Married	280	66.4
Unmarried	118	28.0
Widower	2	.5
Divorced	1	.2
Widow	21	5.0

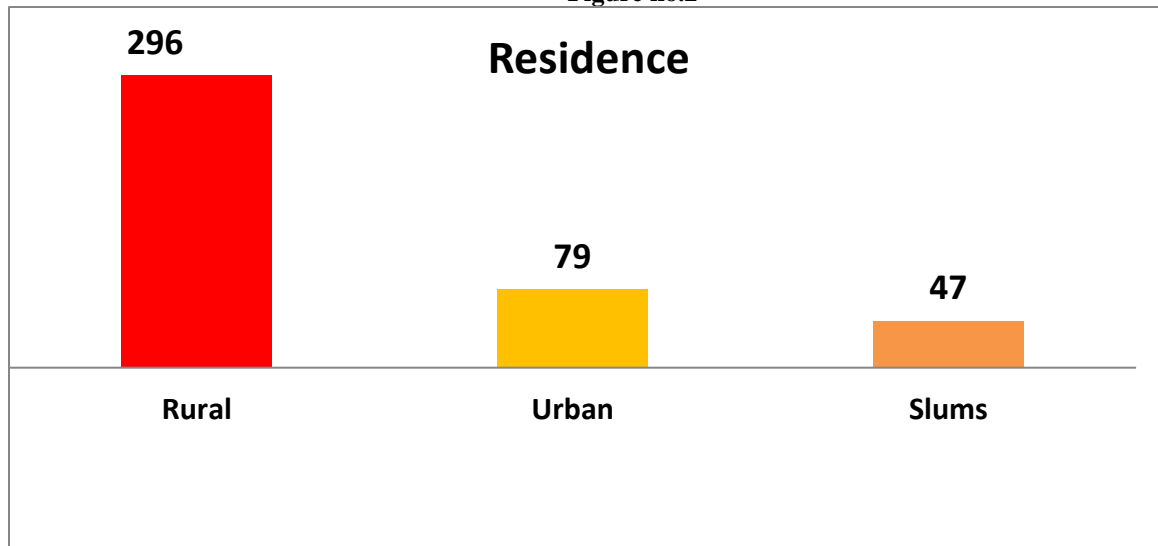
Married as 66.4% and lowest value is divorced persons as 0.2%. The risk of spreading of scabies due to bad sharing is strongly exists in the study.

Figure no.1 Prevalence of Scabies

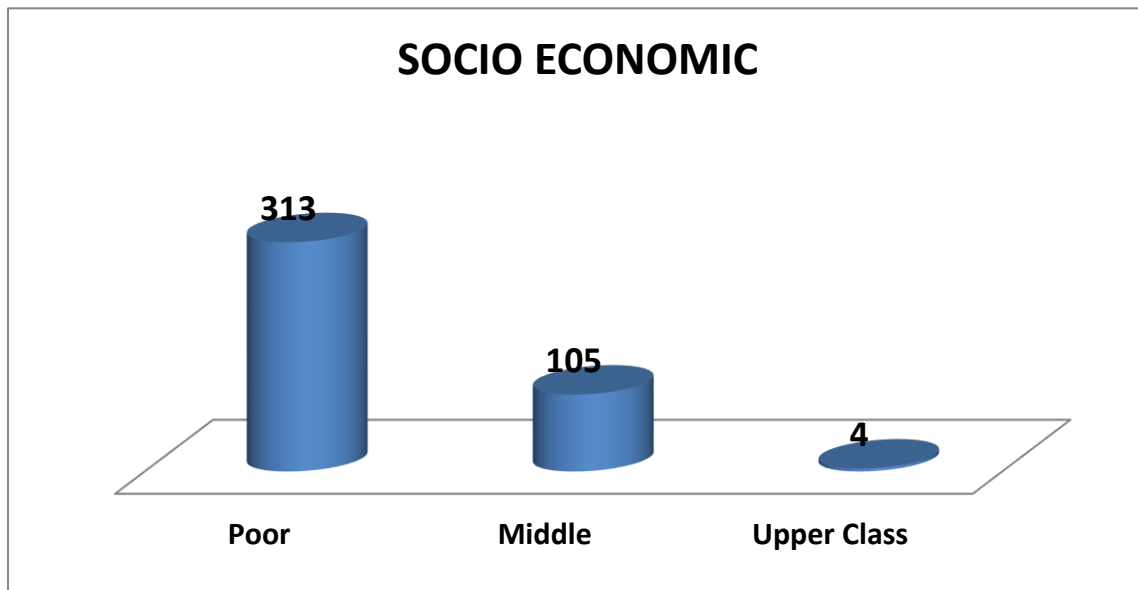


The study is showing 22.4% scabies patients among skin problem persons with in the study duration

Figure no.2



Highest participation from the rural area. So the persons belong to rural areas in majority.

Figure 3:The number of poor 74.2% that is showing the higher number of poor in the study is more than others .

References

- Mounsey KE, Bernigaud C, Chosidow O, McCarthy JS. Prospects for Moxidectin as a New Oral Treatment for Human Scabies. *PLoS Negl Trop Dis*. 2016 Mar 17;10(3).
- Anderson KL, Strowd LC. Epidemiology, diagnosis, and treatment of scabies in a dermatology office [Internet]. Vol. 30, *Journal of the American Board of Family Medicine*. 2017 [cited 2019 Oct 21]. p. 78–84. Available from: <http://www.jabfm.org>
- Boralevi F, Diallo A, Miquel J, Guerin-Moreau M, Bessis D, Chiavérini C, et al. Clinical phenotype of scabies by age. *Pediatrics* [Internet]. 2014 [cited 2019 Oct 21];133(4):910. Available from: www.aappublications.org/news
1. Akhtar S J, Maan M A, Iqbal J, Kapadia N Treatment... - Google Scholar [Internet]. [cited 2019 Oct 19]. Available from: https://scholar.google.com/scholar?hl=en&as_sdt=0%2C5&q=1.%09Akhtar+S+J%2C+Maan+M+A%2C+Iqbal+J%2C+Kapadia+N+Treatment+of+Scabies+Simplified.+JP+ADermatologists+%282007%29+17%3A+240-249.&btnG=Scabies...
5. Bonomo MGC Discovery of the etiology of Scabies... - Google Scholar [Internet]. [cited 2019 Oct 19]. Available from: https://scholar.google.com/scholar?q=2.+Bonomo+MGC+Discovery+of+the+etiology+of+Scabies+Int+J+Dermatol+1998+%2C37%3B625-30&hl=en&as_sdt=0%2C5&as_ylo=1996&as_yhi=2015
6. Thomas J, Peterson GM, Walton SF, Carson CF, Naunton M, Baby KE. Scabies: An ancient global disease with a need for new therapies. *BMC Infect Dis*. 2015 Jul 1;15(1).
7. Chosidow O. Clinical practices. Scabies. *N Engl J Med* [Internet]. 2006 Apr 20 [cited 2019 Oct 19];354(16):1718–27. Available from: <http://www.ncbi.nlm.nih.gov/pubmed/16625010>
8. Hay RJ, Steer AC, Engelman D, Walton S. Scabies in the developing world-its prevalence, complications, and management. Vol. 18, *Clinical Microbiology and Infection*. Blackwell Publishing Ltd; 2012. p. 313–23.
9. Nair B, Joseph A, Medical MK-IJ of, 1977 U. Epidemic scabies. *cabdirect.org* [Internet]. [cited 2019 Oct 19]; Available from: <https://www.cabdirect.org/cabdirect/abstract/19772902537>
10. Ali WK, Mama Q, Koyee K, Ahmed RK, Abdullah SMA. Pakistan Entomologist Prevalence Of Some Medical Insects And Arachnids (Lice And Scabies) Depending On

11. Records From The Ministry Of Health In Kurdistan Region , IRAQ. 2013;35(2):89–93.
12. 15. A Samdani Trend of Scabies in Karachi Region... - Google Scholar [Internet]. [cited 2019 Oct 19]. Available from: https://scholar.google.com/scholar?hl=en&as_sdt=0%2C5&q=15.%09A+Samdani+++Trend+of+Scabies+in+Karachi+Region+Pakistan+%3B+An+Epidemiological+study+with+Suggesti ons+for+Management&btnG=
13. Andrews RM, McCarthy J, Carapetis JR, Currie BJ. Skin Disorders, Including Pyoderma, Scabies, and Tinea Infections [Internet]. Vol. 56, Pediatric Clinics of North America. 2009 [cited 2019 Oct 19]. p. 1421–40. Available from: [https://www.pediatric.theclinics.com/article/S0031-3955\(09\)00116-3/abstract](https://www.pediatric.theclinics.com/article/S0031-3955(09)00116-3/abstract)
14. Muhammad Inayat Ullah Khan et al. Epidemiological study of scabies among school going children in district Haripur, Pakistan. Arthropods [Internet]. 2017 [cited 2019 Oct 21];6(2):59–66. Available from: www.iaees.org
15. Skin MQ-, 2015 undefined. No Title [Internet]. pjmhsonline.com. Available from: [http://pjmhsonline.com/2015/oct_dec/pdf/1302Epidemiology of Scabies among Primary School Children in Quetta.pdf](http://pjmhsonline.com/2015/oct_dec/pdf/1302Epidemiology%20of%20Scabies%20among%20Primary%20School%20Children%20in%20Quetta.pdf)
16. Rosumeck S, Nast A, Dressler C. Ivermectin and permethrin for treating scabies. Vol. 2018, Cochrane Database of Systematic Reviews. John Wiley and Sons Ltd; 2018.
17. Kumar MP, Thomas J. Incidence of Scabies among Family Members in an Urban Setup. Indian J Public Heal Res Dev. 2019;10(8):1551.

Source of Support: Nil

Conflict of Interest: Nil