

Install and use Rodin

Engineering

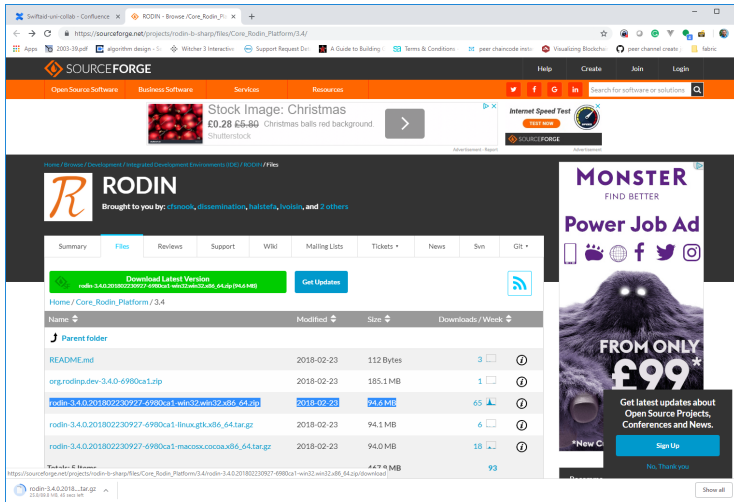
Exported on 03/16/2020

Table of Contents

1 Install plugins..... 4
2 Import project 6

https://sourceforge.net/projects/rodin-b-sharp/files/Core_Rodin_Platform/3.4/

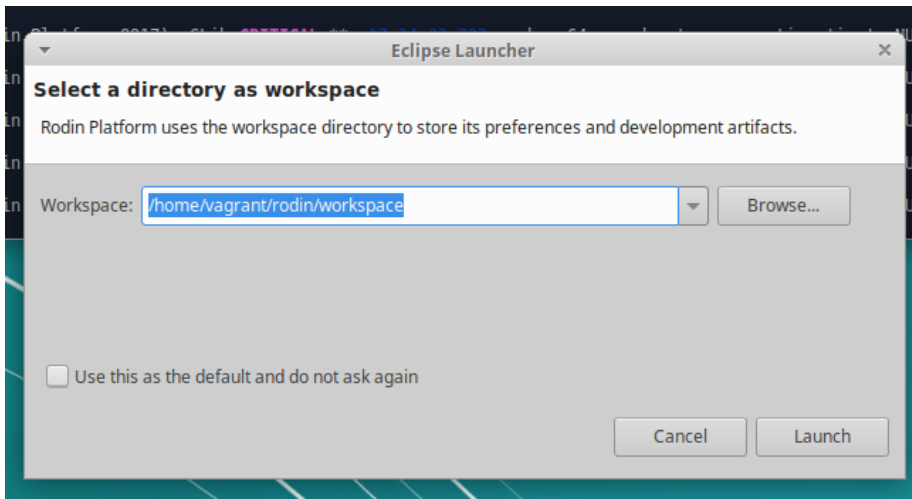
Download



Download and run rodin

```
tar xvf workspaces/rodin-3.4.0.201802230927-6980ca1-linux.gtk.x86_64.tar.gz
cd rodin
sudo apt-get -y install openjdk-8-jdk
./rodin
```

Once running keep defaults



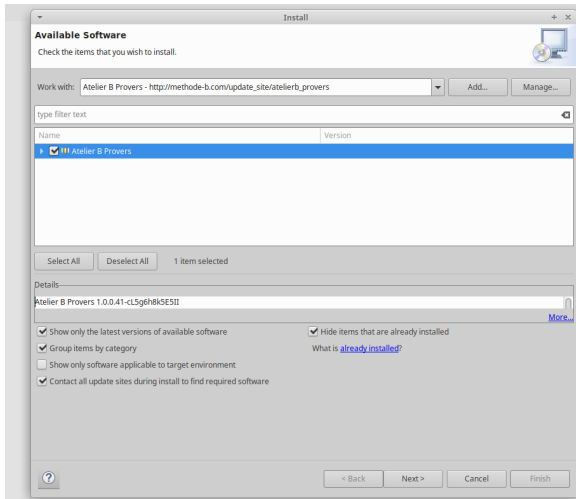
1 Install plugins

Help → Install new software

Click the dropdown arrow and select Atelier B Provers

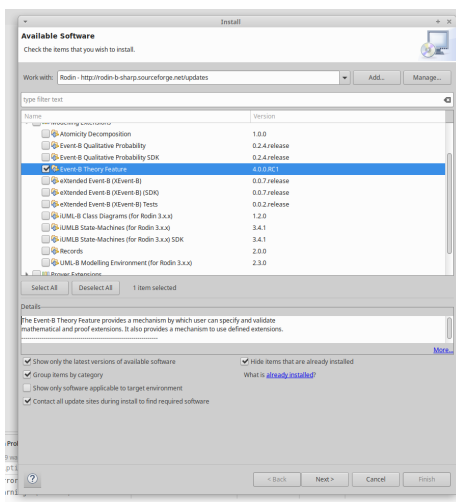
Select Atelier B Provers

Next → Accept terms → Finish

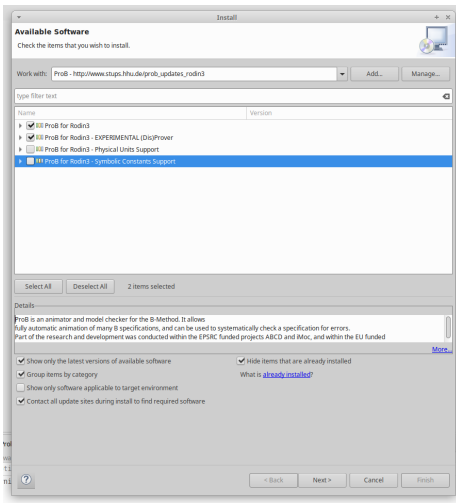


Install progress in bottom right and will restart when done

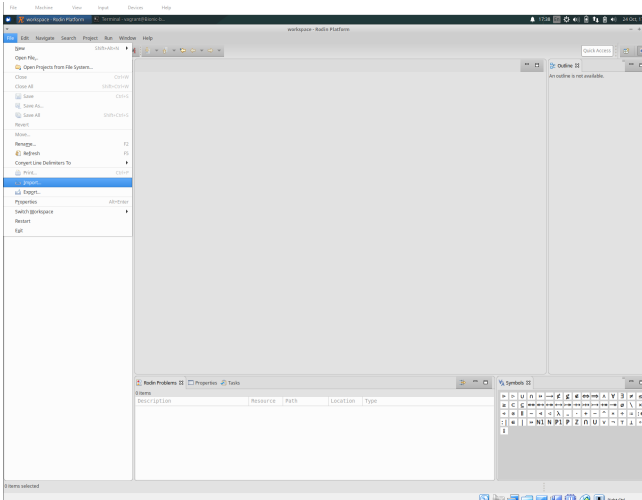
Repeat for Rodin → Modelling Extensions → Event-B Theory Feature



Repeat for ProB → [ProB for Rodlin3 & ProB for Rodine - EXPERIMENTAL (Dis)Prover]



2 Import project

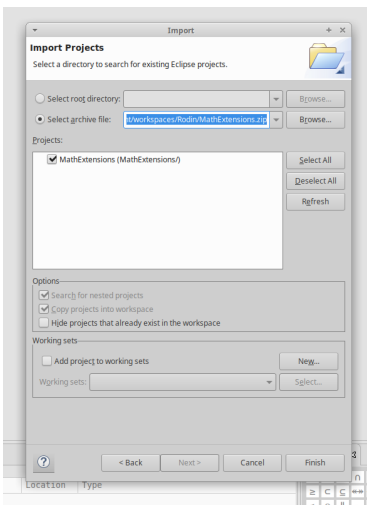


File → Import

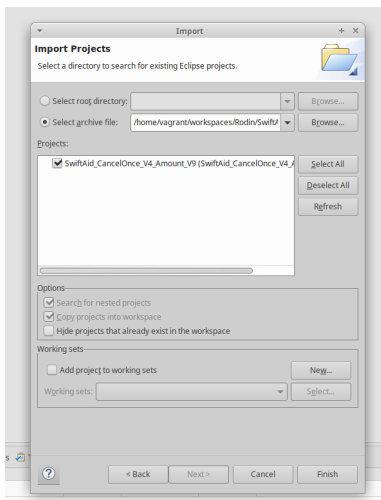
General Existing projects in workspace (Next)

Select Archive file (/home/vagrant/workspaces/Rodin/MathExtensions.zip)

Finish



Repeat for /home/vagrant/workspaces/Rodin/SwiftAid_Candidate_1.zip



Set totalTickTocks = 6

Set advanceAuthzPeriod = 3

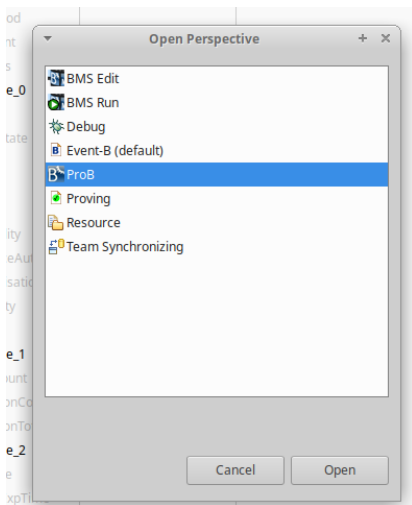
```

o totalTickTocks >
o embargoPeriod >
o maxYearCount >
o advanceAuthzPeriod >
AXIOMS
o axm1: totalTickTocks ∈ 1..365 not theorem >
o axm2: totalTickTocks>0 not theorem >
o axm3: totalTickTocks = 6 not theorem >
o axm4: embargoPeriod ∈ N not theorem >
o axm5: embargoPeriod = 1 not theorem >
o axm6: maxYearCount ∈ N not theorem >
o axm7: maxYearCount = 2 not theorem >
o axm8: advanceAuthzPeriod>0 not theorem >
o axm9: advanceAuthzPeriod=3 not theorem >
END

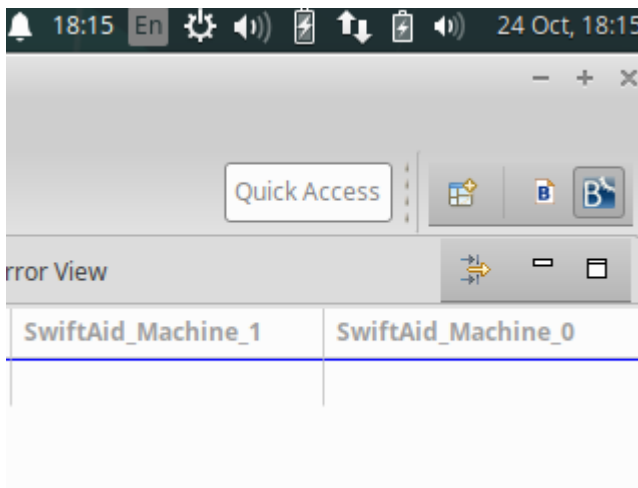
```

Window → Perspective → Open Perspective → Other...

ProB (Open)



Move between ProB and Rodin EventB top right buttons.



In EventB, Right click Machine and select Start Animation / Model Checking (Ignore warnings)

Click SETUP_CONTEXT

click INITILISATION

Restart Animation

