



ISSN NO. 2320-5407

Journal Homepage: - www.journalijar.com

INTERNATIONAL JOURNAL OF ADVANCED RESEARCH (IJAR)

Article DOI: 10.21474/IJAR01/10264
DOI URL: <http://dx.doi.org/10.21474/IJAR01/10264>



INTERNATIONAL JOURNAL OF
ADVANCED RESEARCH (IJAR)
ISSN 2320-5407
Journal homepage: <http://www.journalijar.com>
Journal DOI: 10.21474/IJAR01

RESEARCH ARTICLE

PREVALENCE OF ACNE VULGARIS AMONG ADOLESCENT FEMALES IN KINGDOM OF SAUDI ARABIA

Iman Mohmad Wahby Salem¹, Manal Abdulaziz Murad¹, Hoda Jehad Abousada², Suzan Adel A Abualainain³, Revan Zainy Banjar³, Hoor Khalid Ghandorah³, Nora Ahmad Almuahainy⁴ and Bushra Ibrahim Alsalmi⁵

1. Assistant Professor and Consultant family medicine, Department of Family Medicine, faculty of Medicine, King Abdulaziz university, KSA.
2. Medicinae Baccalaureus Baccalaureus Chirurgiae, Ibn Sina National College, KSA (postal address: Jeddah, Al Thaghr Neighbourhood 22338).
3. Medical Interns, Ibn Sina National College, KSA.
4. Medical Intern, King Faisal University, KSA.
5. Medical student, Taif University, KSA.

Manuscript Info

Abstract

Manuscript History

Received: 22 November 2019
Final Accepted: 12 December 2019
Published: January 2020

Copy Right, IJAR, 2020., All rights reserved.

Introduction:

Acne vulgaris is a common health problem affecting adolescents with considerable impact on their quality of life. This health problem is widespread and common in adolescence where it is associated with changes in hormones in adulthood but this problem has caused much shame and isolation due to deformity of the face significantly and sometimes in a disgusting manner, this makes young people in psychological state sometimes, this means that this is a big problem.

Rationale:

This research it's important to know how many adolescent females are suffering from the Acne Vulgaris and what are the associated risk factors for it.

On the other hand, some diseases had a relation with acne vulgaris, one of the most important diseases (psychological stress).

Literature review:

According to this study, Acne prevalence and associations with lifestyle: a cross-sectional online survey of adolescents/young adults in 7 European countries. (Wolkenstein P, 2018)

The Results Was:

The overall adjusted prevalence of self-reported acne was 57.8% (95% confidence interval 56.9% to 58.7%). The rates per country ranged from 42.2% in Poland to 73.5% in the Czech and Slovak Republics. The prevalence of acne was highest at age 15-17 years and decreased with age. On multivariate analysis, a history of maternal or paternal acne was associated with an increased probability of having acne (odds ratio 3.077, 95% CI

Corresponding Author:- Hoda Jehad Abousada

Address:- Medicinae Baccalaureus Baccalaureus Chirurgiae, Ibn Sina National College, KSA (postal address: Jeddah, Al-Thaghr Neighbourhood 22338).

2.743 to 3.451, and 2.700, 95% CI 2.391 to 3.049, respectively; both $P < 0.0001$), as was the consumption of chocolate (OR 1.276, 95% CI 1.094 to 1.488, for quartile 4 vs. quartile 1). Increasing age (OR 0.728, 95% CI 0.639 to 0.830 for age 21-24 years vs. 15-17 years) and smoking tobacco (OR 0.705, 95% CI 0.616 to 0.807) were associated with a reduced probability of acne.

This means that the possibility of developing common acne increases in adolescence, and this is consistent with the existing research idea.

Research aim:

To determine how many females, have Acne vulgaris and risk factors and effective treatment.

Objectives:-

1. To determine the prevalence Acne vulgaris among adolescent and young females in kingdom of Saudi Arabia
2. Determine the risk factors of Acne vulgaris.
3. Determine the disease associated with Acne Vulgaris.
4. To consider how effective the medication is?

Methodology:-

Study design:

This is an analytical cross-sectional study.

Study Setting and period:

This is an analytical cross-sectional study, KSA from April 2019 till November 2019.

Study population and sampling:

Study participants:

Inclusion criteria:

Adolescent females.

Exclusion criteria:

Females over the age of adolescent, Males

Sampling Method:-

Participants will be carried out by questionnaire.

Sampling size:

750

Measurements:-

Explanatory variables:

1. Sociodemographic characteristics: age, nationality.
2. Disease-related information: suffering from acne vulgaris, types, situation.

Outcome Measures:

The outcome measure is by counting the ratio of the number of patients have acne vulgaris this will be measured using:

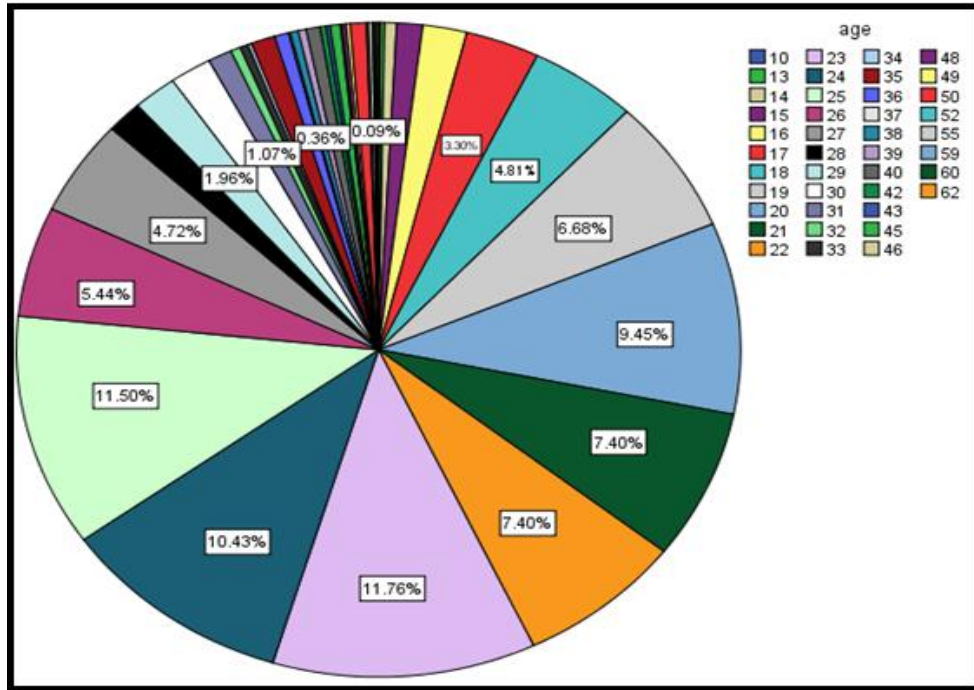
1. By determining the extent of the acne vulgaris and most common types and situation.
2. Prevalence study: will be carried to test the questionnaire if easily understood and the response of the participants. Data from the cross-sectional study will be used to calculate the sample size.

Data Management and Analysis plan:

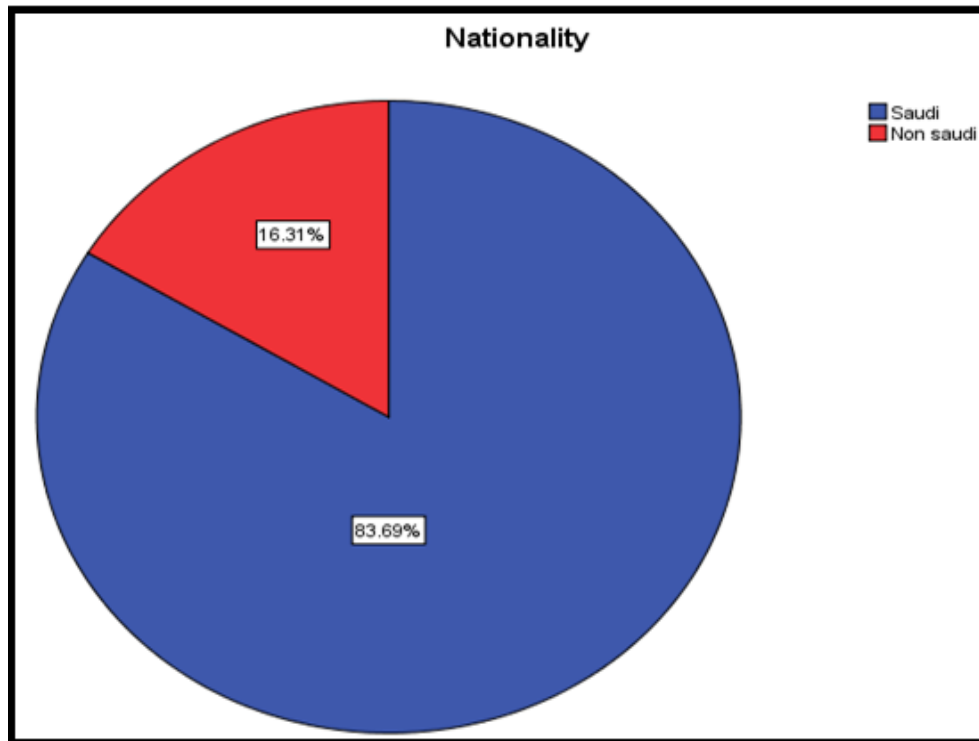
Data will be entered and analyzed using SPSS version 17.0 Descriptive statistics will be performed and categorical data will be displayed as frequencies and percentages while measures of central tendencies and measures and dispersion will be used to summarize continuous variables. Univariate and multivariate analysis will be performed to investigate association between exposure factors age, nationality, suffering from acne vulgaris, types, situation. statistical significance is set at a P value of 0.05 or less.

Results:-

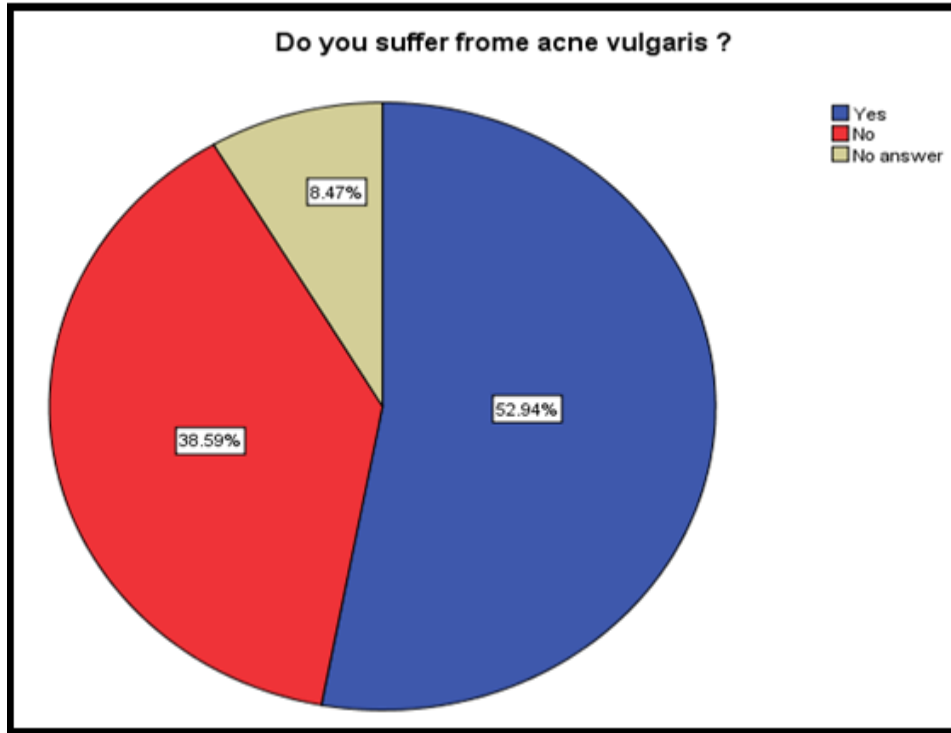
1122 responses were collected showing the following results and conclusion:



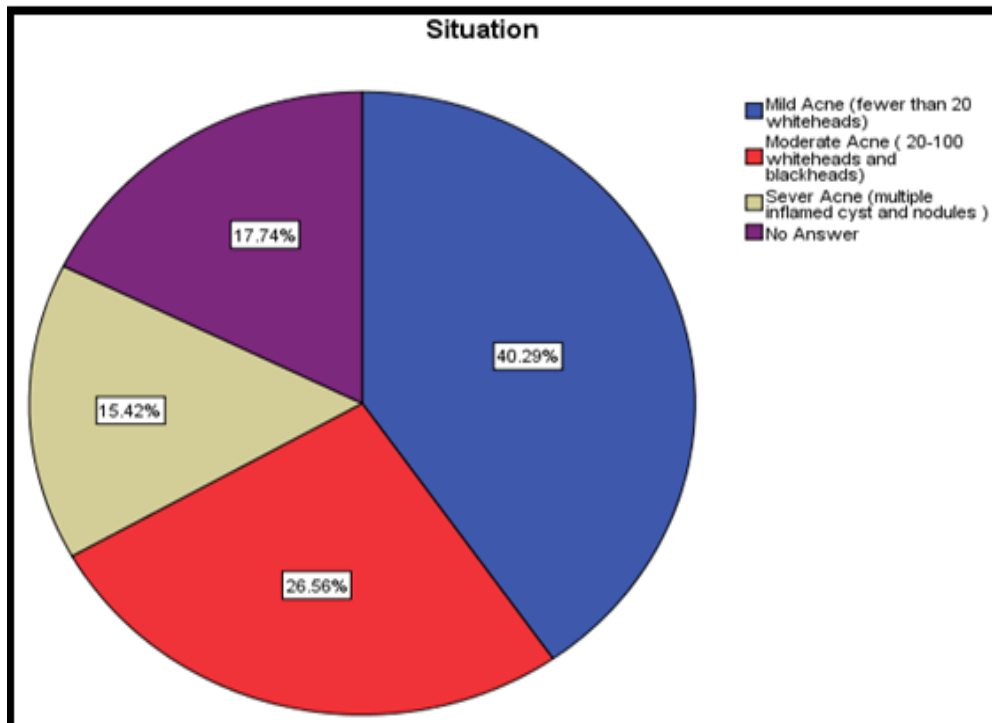
The results showed that most of the sample was between the ages of 18 to 30 years.



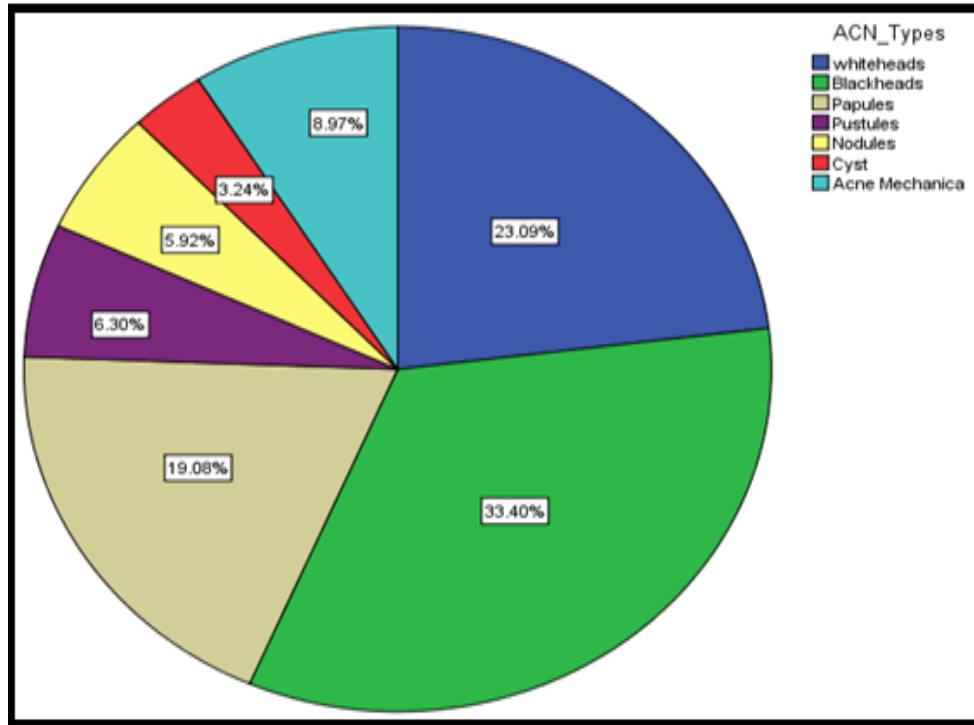
The results show that most of the respondents are Saudis.



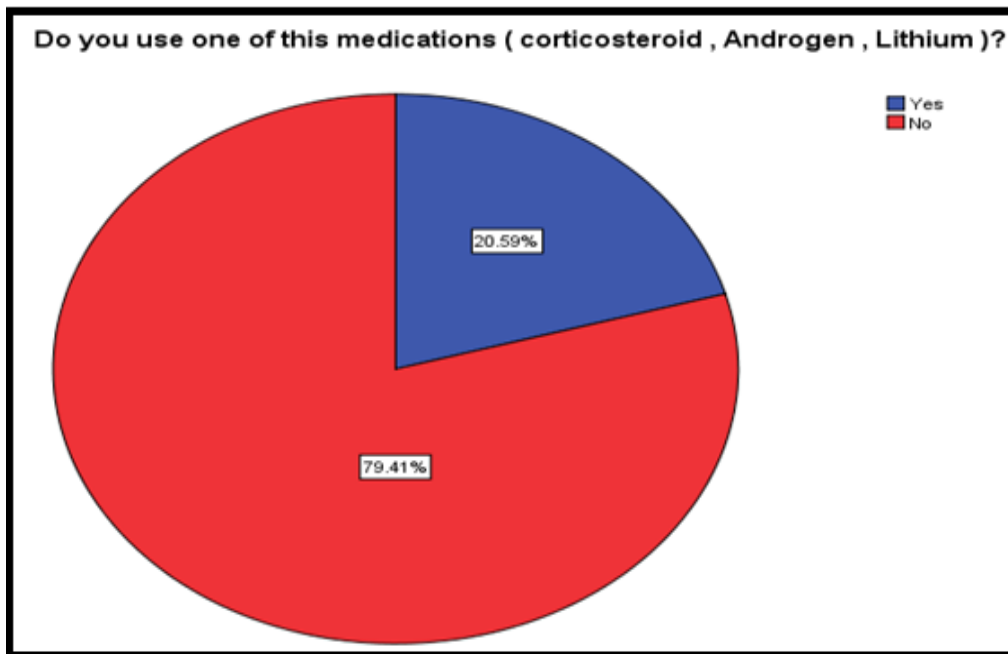
The results showed that a large percentage of the sample suffer from acne.



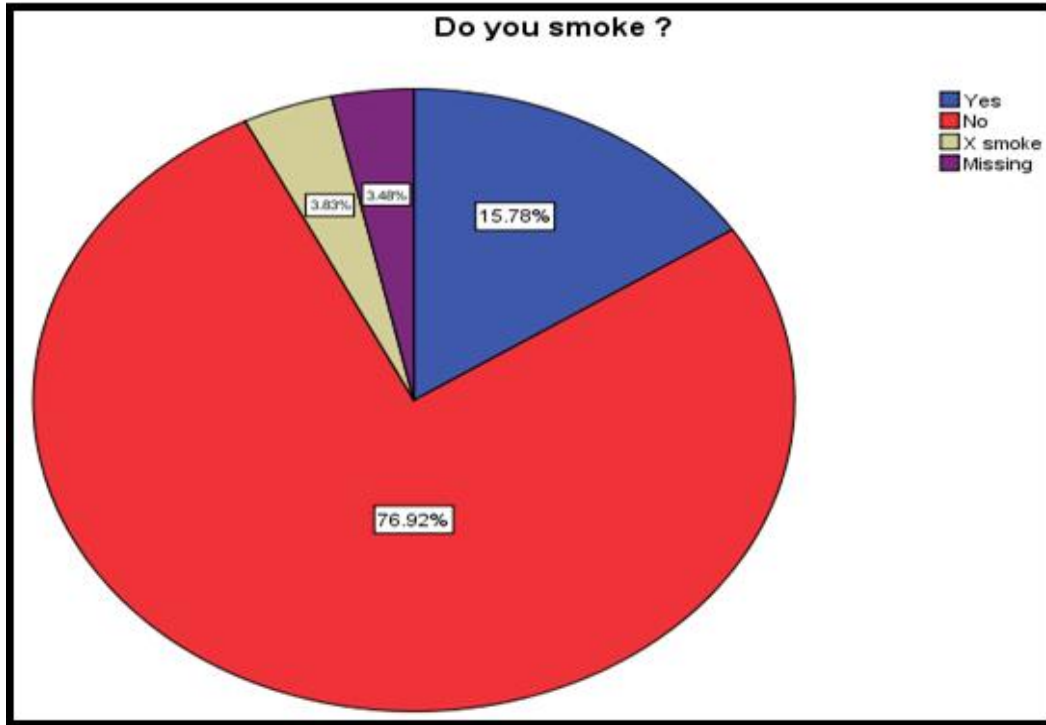
The results showed that the majority of cases of acne are whiteheads less than 20.



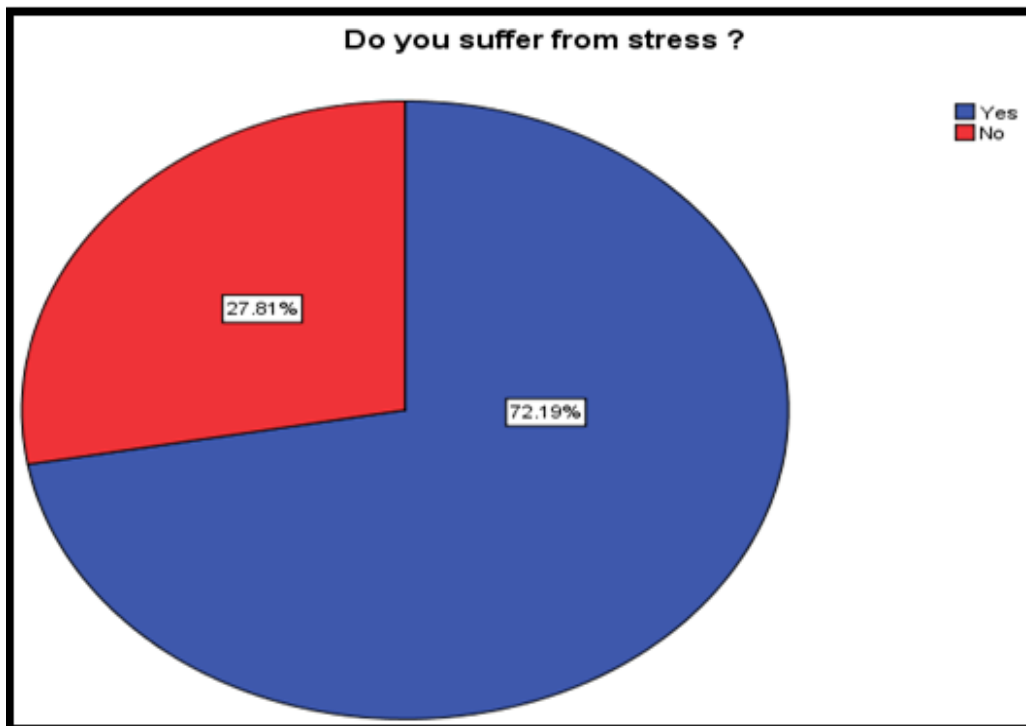
The results show that the most common type of acne is the blackheads.



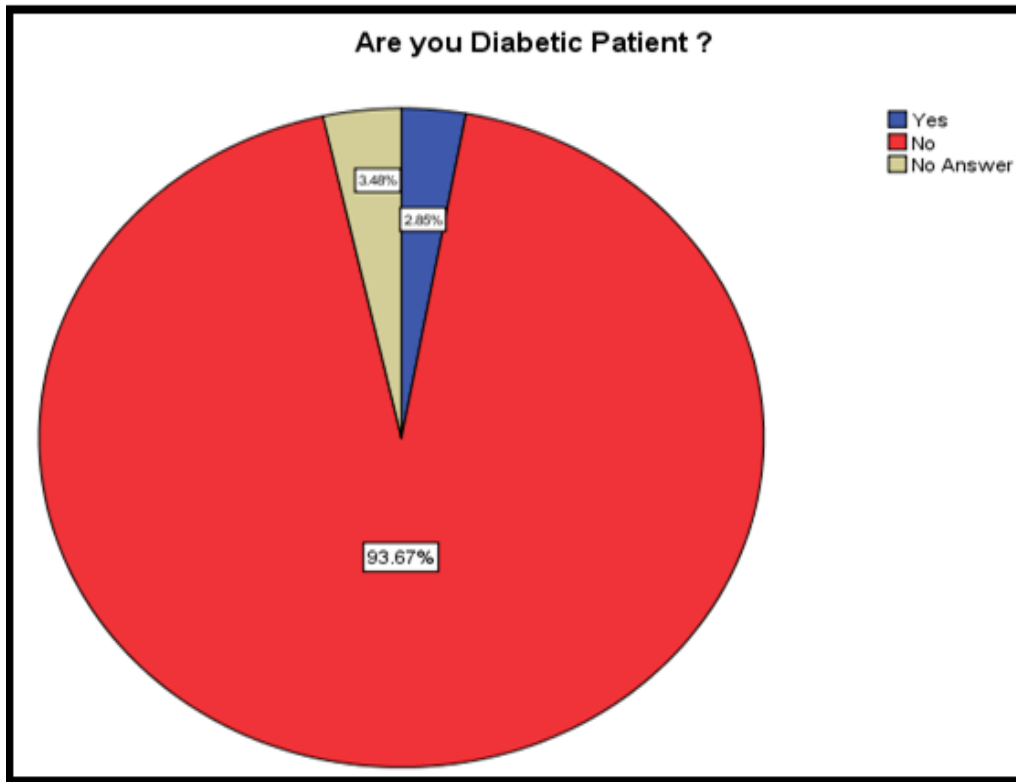
The results indicated that most respondents do not use any of the mentioned medicines.



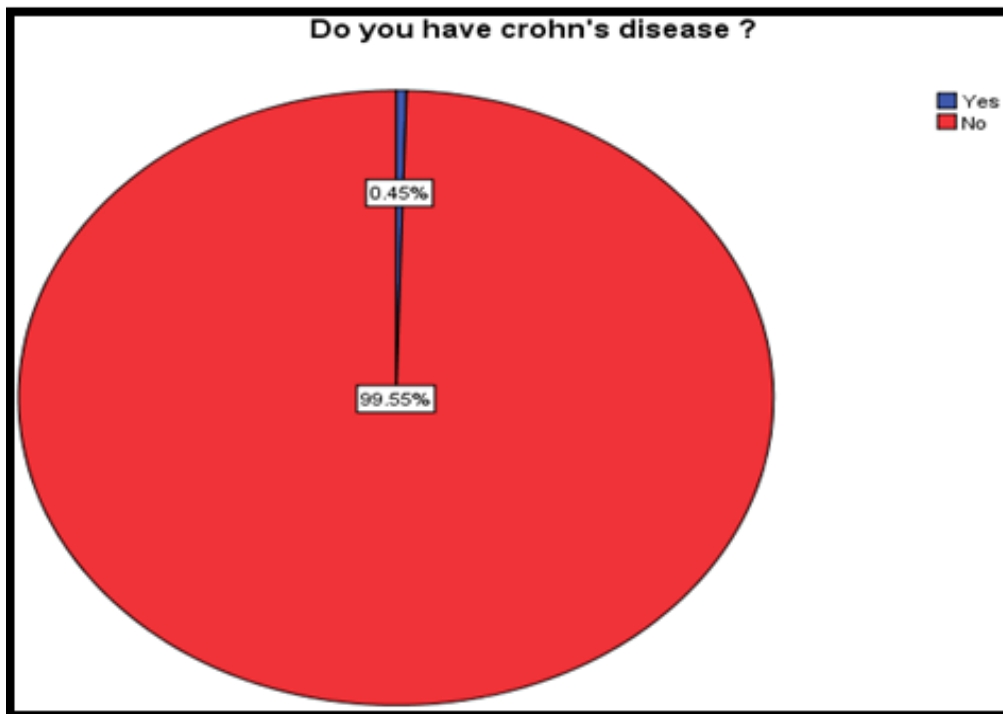
The results indicated that most respondents do not smoke.



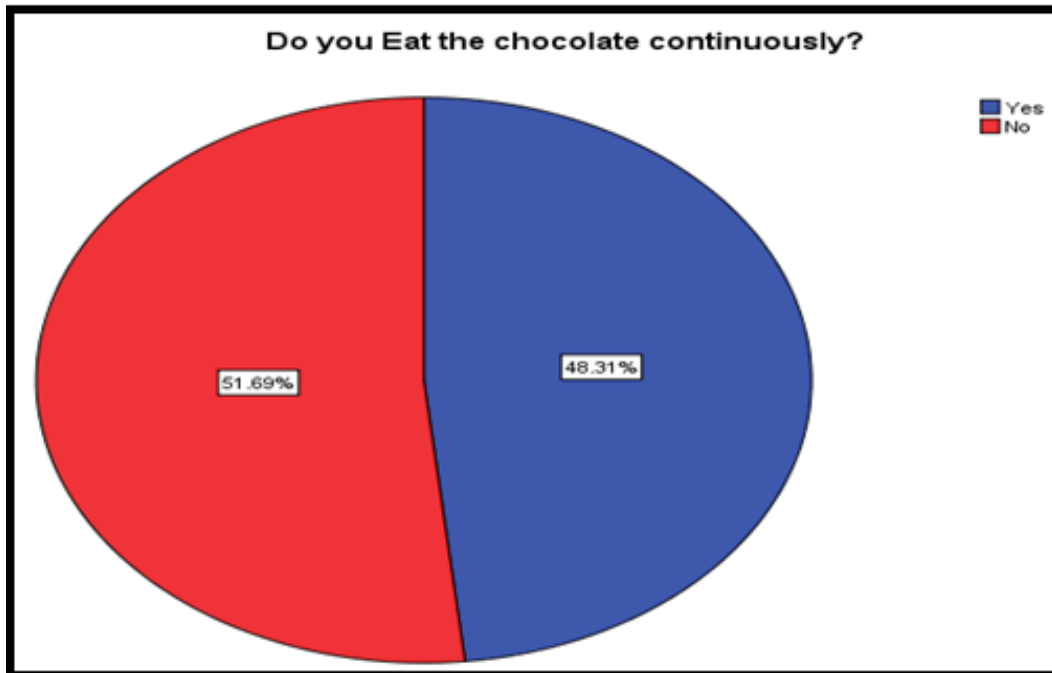
The results indicated that most respondents suffer from stress .



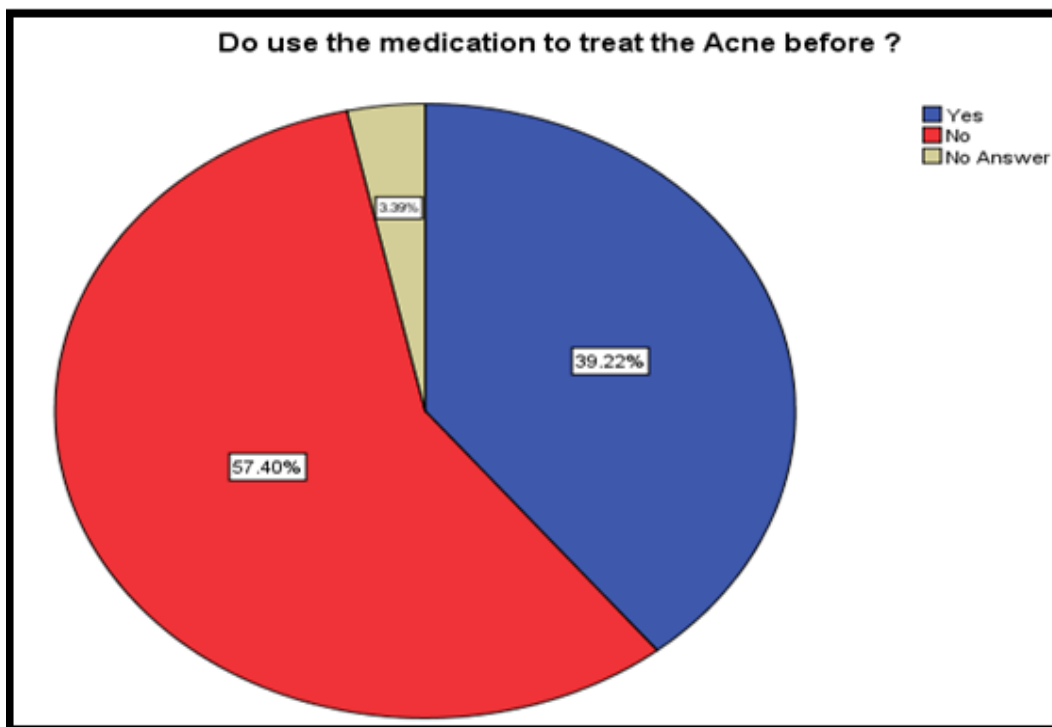
The results indicated that most respondents are not diabetic patients.



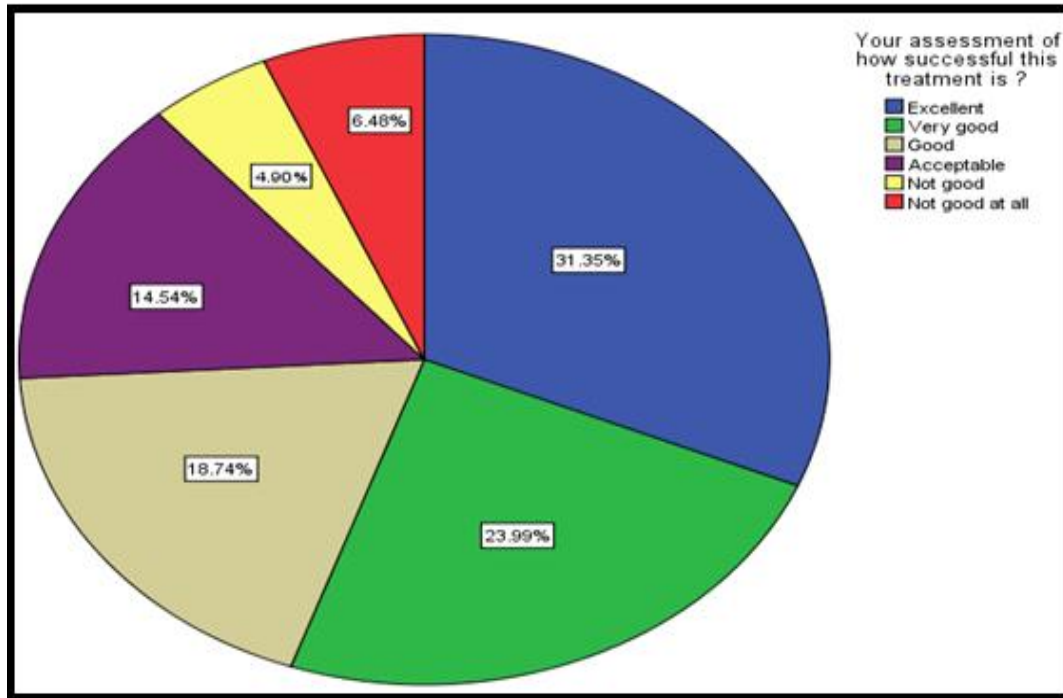
The results indicated that most respondents do not have crohn's disease.



The results indicated that half of the respondents eat chocolate ,which could be a strong reason to gain acne vulgaris



The results indicated that most respondents do not use the medication to treat the can before.



The results indicated that most respondents evaluated the assessment as an excellent assessment.

Conclusion:-

This study was applied to a sample of young men and women, to know the prevalence of acne and the prevalence of diseases and habits causing acne, and the results showed that more than half of the sample suffer from acne and that is a huge percentage. However, the results showed that more than 75% of the sample do not smoke or use medicines that may cause the increase in the appearance of acne, and that is positive thing. But, there is a very high percentage of the sample suffering from stress which may sometimes cause increased appearance of acne. The results showed that most of the sample did not suffer from diabetes or crohn, which is a good indicator, because diabetes and crohn affect many parts of the body, including the skin. Half of the sample eat chocolate continuously and that is one of the most important reasons for increasing the appearance of acne.

Acknowledgement:-

The authors would like to thank the participants for their great cooperation, Participants will be carried out by questionnaire.

We thank the data collector:

Amani Dawood Kamel who collected the data from the patients, she worked hard to collect data greatly, and a large sample number was collected for her great effort.

Ethical considerations:

Administrative approval will be sought from the unit of biomedical ethics research committee Ethical approval will be sought from the ethical committee of the faculty of medicine, king abdulaziz university. An informed consent will be sought from the participants.

Source of funding, Self-funded:

This research did not receive any specific grant from funding agencies in the public, commercial, or not-for-profit sectors.

References:-

1. MSD Manual Professional Edition. (n.d.). Acne Vulgaris - Dermatologic Disorders - MSD Manual Professional Edition. [online] Available at: <https://www.msmanuals.com/professional/dermatologic-disorders/acne-and-related-disorders/acne-vulgaris>.
2. Dermnetz.org. (n.d.). Acne vulgaris | DermNet NZ. [online] Available at: <https://www.dermnetz.org/topics/acne-vulgaris/>.
3. Rahmayani, T., Putra, I. and Jusuf, N. (2019). The Effect of Oral Probiotic on the Interleukin-10 Serum Levels of Acne Vulgaris. [online] Pubmed. Available at: <https://www.ncbi.nlm.nih.gov/pubmed/31949525> [Accessed 21 Oct. 2019].
4. HS, S. (2004). Pattern of skin diseases in a hospital in southwestern Saudi Arabia. - PubMed - NCBI. [online] Ncbi.nlm.nih.gov. Available at: <https://www.ncbi.nlm.nih.gov/pubmed/15083226> [Accessed 2004].
5. Wolkenstein P, e. (2018). Acne prevalence and associations with lifestyle: a cross-sectional online survey of adolescents/young adults in 7 European countries. - PubMed - NCBI. [online] Ncbi.nlm.nih.gov. Available at: <https://www.ncbi.nlm.nih.gov/pubmed/28707712> [Accessed Feb. 2018].