Static but not boring - Making data services visible on the web

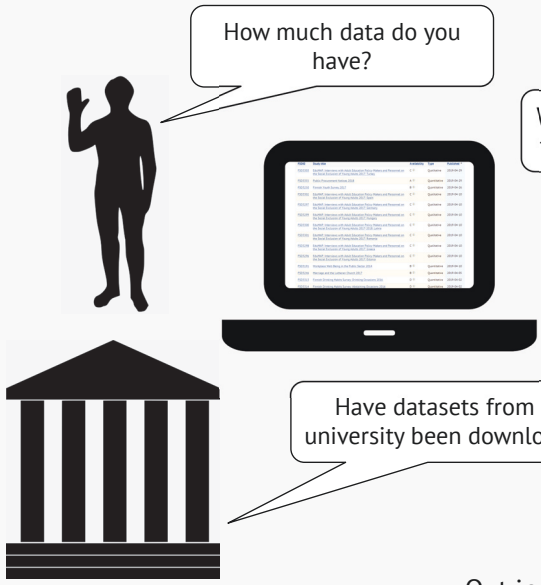

How much data do you have?

Where do your users come from? Any from Australia?

Have datasets from our university been downloaded?



Out in the field...

Can you show us?

Oh, all that is interesting... but boring. And why can't we see any real-time organisational stats?

YES!
We have plenty of data about your data. We have server logs, registration and download numbers, and usage stats. Can't give you the raw data, but here are some graphs...

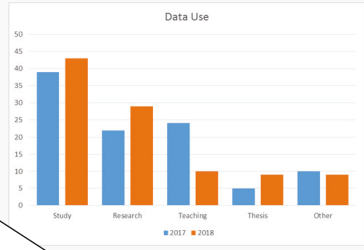

At the FSD...

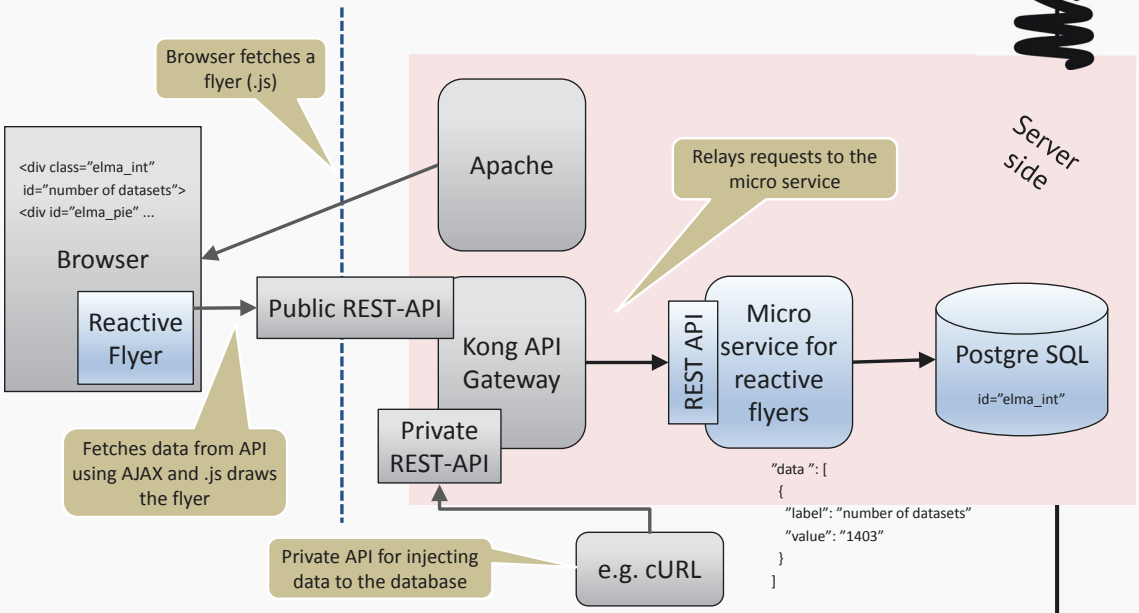

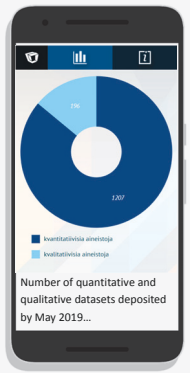

VISUAL
REAL-TIME
RESPONSIVE

YHTEISKUNTATIETEELLINEN TIETOARKISTO
FINLANDS SAMHÄLLSVETENSKAPLIGA DATAARKIV
FINNISH SOCIAL SCIENCE DATA ARCHIVE