



CODEN [USA]: IAJ PBB

ISSN: 2349-7750

## INDO AMERICAN JOURNAL OF PHARMACEUTICAL SCIENCES

Available online at: <http://www.iajps.com>

Research Article

### MECHANICAL ASSEMBLIES DEMONSTRATING THE PREDOMINANCE OF THE ADDITIONAL PATHOGENESIS OF VERSATILE HYPERTENSION

<sup>1</sup>Mehak Zafar, <sup>2</sup>Amina Aslam, <sup>3</sup>Aimen Yaseen

<sup>1</sup>Services Hospital Lahore, <sup>2</sup>Services Hospital Lahore, <sup>3</sup>Medical Officer, Sheikh Zayed hospital, RYK.

Article Received: October 2019

Accepted: November 2019

Published: December 2019

**Abstract:**

**Background:** In the PATHWAY-2 research of unaffected hypertension, spironolactone denser BP is significantly higher than conventional antihypertensive drugs. Scientists had one shot taken in 3 subprojects to quantify mechanical assemblies demonstrating the predominance of the additional pathogenesis of versatile hypertension.

**Methods:** PATHWAY-2 was the randomized, double, visually impaired hybrid study completed in 17 basic and secondary British observations, in 340 cases of multiple hypertension. The cases were accepted 15 weeks after the first consistent fixation with a little fake treatment, spironolactone 32-57 mg, bisoprolol 8-15 mg and doxazosin 6-10 mg, and home adjustment SBP was estimated as the primary outcome. In the three sub quarters on ebb and flood, specialists estimated plasma aldosterone, renin and ARR as examiners of SBP at home and examined the event of primary aldosteronism (sub intention in 1); estimated assets of each drug with respect to thoracic fluid recording, cardiac inventory, thump file and basic vascular encounter at 7 locations with hemodynamic accommodation (sub investigation 2); and estimated results of Amiloride 13-26 mg when consistently performed in the SBP Medical Clinic through an optional 8-week open medullary drainage system (Sub study 3). The PATHWAY 2 test is recorded using EudraCT, all of 2009-007151-31, and ClinicalTrials.gov, Figure NCT02369083.

**Results:** Out of 340 cases in PATHWAY-2, 280 contributed in one or more of 4 subgroups: 135 in the subquery over 1,240 in the subquery in 2, and 156 in the subquery in 3. Home SBP decline by spironolactone was expected by ARR ( $r^2=0.15$ ,  $p<0.0002$ ) and plasma renin ( $r^2=0.13$ ,  $p=0.00027$ ). 48 cases had low renin assimilation (predefined as lowest tertial of plasma renin), of which 33 had the plasma aldosterone mindfulness more than the normal incentive for 140 cases (265 pmol/L). In this way, 36 (28%[95% CI 19-35]) of 136 cases with unacceptably high aldosterone levels were accepted. The satisfied thoracic fluid was consolidated from the beginning by 8-7% (97% CI 5-0 to 9-9;  $p<0.0003$ ) by spironolactone, all without additional cases. Amiloride (12 mg when regular) dense plant SBP with 21-5 mm Hg (96% CI 19-4-22-6), linked by the decrease of 19-4 mm Hg (17-3-21-6) by spironolactone (27 mg once daily) dense plant SBP (96% CI 19-4-22-6). No sharp opposite action was observed, and there were certainly no opposite signs. logically noted after completion of the double visual impairment. Normal plasma potassium considerations were extended from 5-03 mmol/L (96% CI 4-96-5-07) in fake treatment to 5-51 (5-45-5-56) in amiloride ( $p<0.0002$ ).

**Conclusion:** The available results recommend that severe hypertension as often as possible is a salt spongy condition, the most extremely plausible to be derived from an unacceptable aldosterone release. The mineralocorticoid receptor check with spironolactone weakens the salt retention and the showdown of hypertension. Amiloride seems to remain as real as an antihypertensive like spironolactone, which is the supernumerary solution for severe hypertension.

**Corresponding author:****Mehak Zafar,**

Services Hospital Lahore.



Please cite this article in press Mehak Zafar et al., *Mechanical Assemblies Demonstrating The Predominance Of The Additional Pathogenesis Of Versatile Hypertension., Indo Am. J. P. Sci.*, 2019; 06(12).

**INTRODUCTION:**

In the PATHWAY-2 research of unaffected hypertension consolidated spironolactone BP significantly more than preservative antihypertensive drugs. Scientists had taken a shot at 3 subprojects to measure mechanical assemblies essential to strength, as well as the pathogenesis of versatile hypertension [1]. Flexible hypertension is well characterized as BP, which is inappropriate and pays little attention to correcting it by containing at least three BP-lowering recipes corresponding to the diuretic, regularly checking an angiotensin-regulating protein inhibitor (AR) and the calcium channel blocker, and then rejecting the recoverable minor causes of hypertension [2]. Flexible hypertension interferes with up to 15% of cases saved for hypertension and is associated with the extremely high risk of cardiovascular disease and diarrhea. In randomized, fake treatments appreciated by PATHWAY specialists, the acclamation to safeguard versatile hypertension was confirmed by the ingestion of the drug, which additionally mineralocorticoid in general forms adrenergic receptors [3]. Prudent contraction of the BP drop-in prevalence of spironolactone in severe hypertension may help characterize the pathophysiologic makeup of a versatile hypertension and provide the reason for the further development of replacement fixation strategies for cases where spironolactone is difficult to resist. The speculation that PATHWAY-2 continued was that uninfluenced hypertension is mainly the sodium-retentive situation (despite logical correction by thiazide-type diuretics) and that extra diuretic (extra correct natriuretic) correction might remain the most extreme real methods to stop BP [4]. In addition, we had to evaluate the hemodynamic responses to the specific professionally prescribed drugs and the counterfeit treatment and their consequences for cardiovascular yield, fundamental vascular confrontation, and thoracic fluid levels, and test the hypothesis that the predominant effect of spironolactone is unlikely to shock diuretic proliferation in safe hypertension [5]. Thirdly, we agreed that if the energy with spironolactone in safe

hypertension was a consequence of his natriuretic activities, amiloride would reduce the stroke as it was necessary at that time. Like spironolactone, amiloride is a distal, round and empty diuretic that interferes with the dubious epithelial sodium channel of aldosterone.

**METHODOLOGY:**

PATHWAY-2 was the randomized, double, visually impaired hybrid study conducted according to the 17th British Principle, and the subordinate consideration represents 340 cases of severe hypertension. Cases were assessed after 17 weeks of consistent fixation with a little fake treatment, spironolactone 30-58 mg, bisoprolol 8-15 mg and doxazosin 5-9 mg, and the change in home SBP was estimated as the main outcome. In the three partial studies of the flow, specialists estimated plasma aldosterone, renin and ARR as experts for SBP at home and examined the event of primary aldosteronism (partial view in 1); estimated assets of each prescription in the relationships of thoracic fluid list, cardiac list, thump-file and basic vascular showdown at 7 locations with hemodynamically serious consideration of comfort (sub explore 2); and estimated result of amiloride 12-23 mg when it was consistently used in the medical clinic SBP all through an elective 7-week open marker outlet arrangement (sub examine 3). The PATHWAY 2 test is recorded using EudraCT, all of 2009-007151-31, and ClinicalTrials.gov, Figure NCT02369083. PATHWAY-2 was the 1-year, double visually impaired, estimated, fake, randomized limit test performed at 14 maintenance sites and 2 major care locations in the USA in cases matured 19-78 years by SBP of at least 145 mm Hg and domestic systolic normal BP of 135 mm Hg in each case, with little respect for fixation by incomparable, tolerated amounts of 3 BP-falling medications (i.e., A+C+D), in cases matured by SBP of at least 145 mm Hg and domestic systolic normal BP of 135 mm Hg in each case, with little respect for fixation by incomparable, tolerated amounts of 3 BP-falling medications (i.e., A+C+D). Subordinate reasons for hypertension were excluded and specific measures were taken to approve

severe hypertension and the submission of drugs in the initial phase. In the final year of PATHWAY-2, a novel mass spectrometry evaluated the advertising piss at the beginning and end of each doubly visually impaired phase to be examined for related and exploratory drugs. This event for non-randomized research on a replacement for spironolactone arose from the need for the stage under each case that ended the visit and the end of its electronic recording, a while later their best solution would be revealed. In our ebb and flood open-mark organization, specialists evaluated whether amiloride could have an equivalent superiority over additional exploration drugs as was theorized for spironolactone and, if so, whether the relationship between the responses could support the switch from spironolactone to amiloride in cases where spironolactone was preferred. On the whole, individuals were recognized by the Research Beliefs Board on the condition that informed understanding was compiled as a segment of the understanding of key evaluation and convention for these investigations. In the focal PATHWAY-2 standard, patients underwent four cycles of continuous oral treatment with spironolactone 27-52 mg, doxazosin 5-9 mg, bisoprolol 6-12 mg, and anxiety treatment, each for 14 weeks with restricted titration to the higher dose after 7 weeks, after a 4-week one-week start of counterfeit treatment. The request to control the medication for each patient was submitted abstractly via a focal PC structure. Patients and experts were involved to treat encounters inconspicuously. Four fixtures of electrocardiogram terminals were applied to the neck base and the lower thorax during gastric growth, and a high, monotonous, low current was applied. The distinction between input and recognition voltage is produced by the impedance of the thorax, which differs from the volume of the thoracic fluid. The stroke volume is determined by separating the impedance (thoracic fluid) across the area of cardiac strategy. Since cardiovascular yield and solid body fluid volume are identified by weight, all parameters of the circulatory system have been captured to

capture a region in m2. The stroke report was calculated as stroke volume distributed by the body over an area (mL per heartbeat per m2).

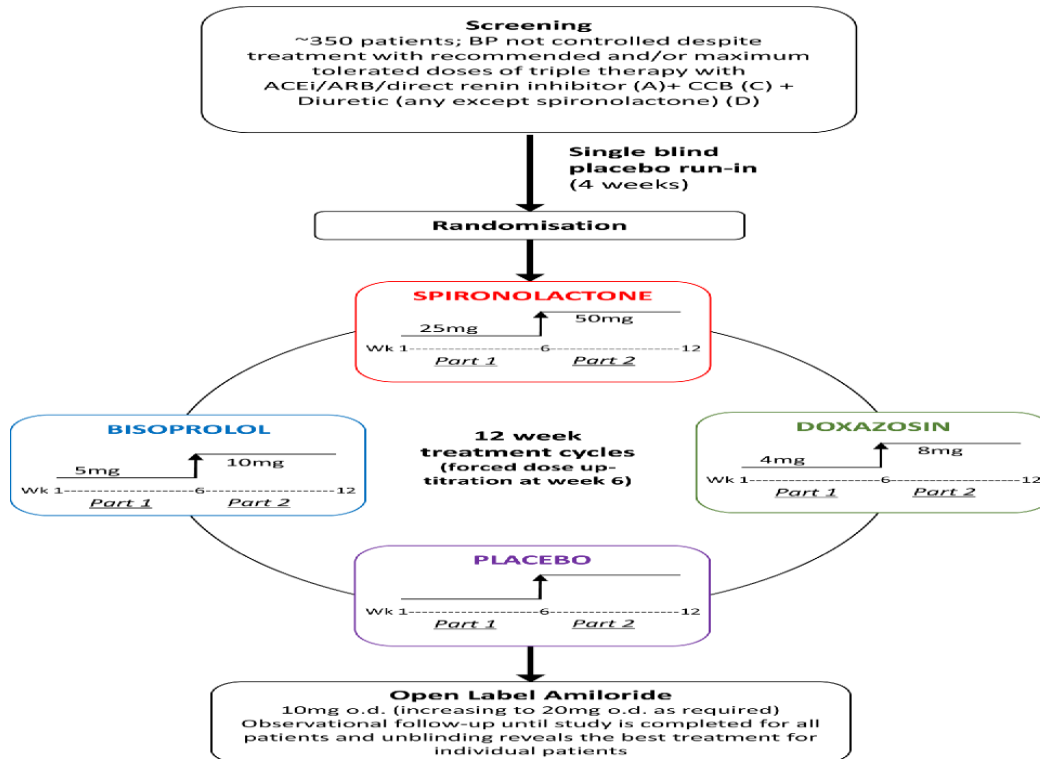
### RESULTS:

Out of 340 cases in PATHWAY-2, 280 contributed in one or more of 3 subgroups: 135 in the substest over 1,240 in the substest 2 and 152 in the substest 3. Home SBP decrease by spironolactone was expected by ARR ( $r^2=0.15$ ,  $p<0.0001$ ) and plasma renin ( $r^2=0.12$ ,  $p=0.00026$ ). 44 cases had little renin intake (predefined as the lowest tertial of plasma renin), of which 33 had plasma aldosterone mindfulness more than the normal incentive for through and through 130 cases (255 pmol/L). Thus, 33 (27% [96% CI 19-35]) of 126 cases with unsatisfactorily high aldosterone levels were accepted. The satisfied thoracic fluid was consolidated from the beginning by 7-9% (96% CI 5-0 to 9-9;  $p<0.0003$ ) by spironolactone, at least no additional cases. Amiloride (12 mg, if usually) dense plant SBP with 21-5 mm Hg (96% CI 19-4-22-6), associated with the decrease of 19-4 mm Hg (17-3-21-6) by spironolactone (27 mg once daily). No attentive countermeasures were observed and there were certainly no opposite signs. Diagnostically determined after completion of double visually impaired fixation. Normal plasma potassium considerations ranged from 5-03 mmol/L (96% CI 4-96-5-07) in fake treatment to 5-51 (5-45-5-5-56) in amiloride ( $p<0.0002$ ). From April 21, 2017 to October 11, 2018, the scientist processed 445 cases for PATHWAY-2 research. 340 were randomly distributed to fixed sets, 23 of which had no aftercare for any medications and were exempt from reason to luxury study, including 320 cases. Of these 130 cases, measurements of aldosterone and ARR were at an early stage, 230 contributed to the hemodynamic study of these impedance cardiographs, and 150 to the amiloride runout phase of our study (Figure 2). The meter highlights the cases in three subgroups and general temporary subjects were parallel (table).

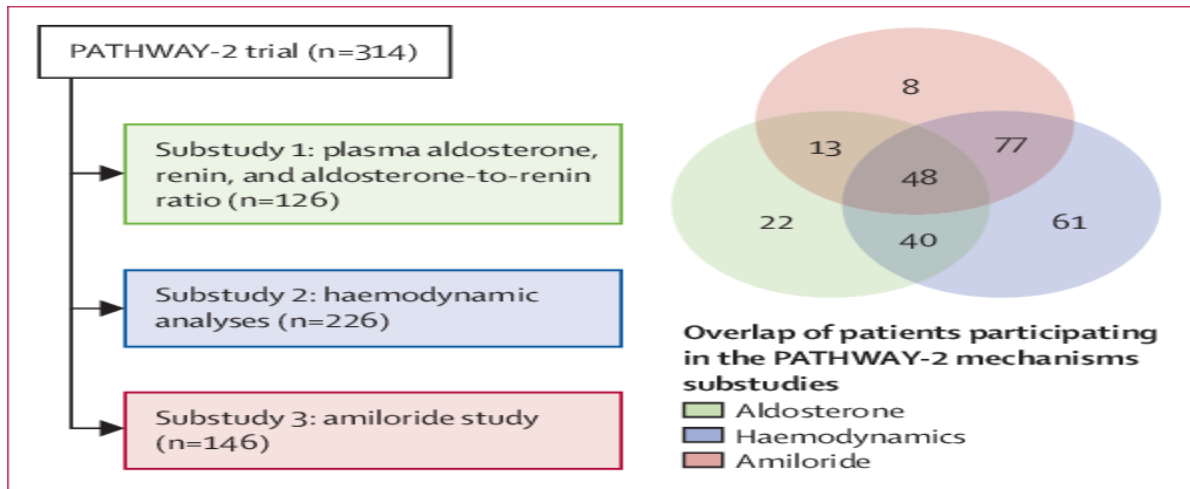
	Sub Researches			Key Test
	Hemodynamics (n=229)	Amiloride (n=148)	Aldosterone (n=128)	
Age, years	61 · 1 (9 · 5)	59 · 6 (10 · 1)	60 · 3 (9 · 6)	62 · 1 (10 · 7)
Females	67 (30%)	37 (25%)	40 (30%)	99 (32%)
Males	159 (70%)	109 (75%)	86 (70%)	223 (68%)
Bodyweight, kg	94 · 9 (19 · 0)	97 · 8 (21 · 4)	94 · 1 (17 · 6)	94 · 10 (19 · 4)
DBP, mm Hg	91 · 0 (11 · 3)	92 · 4 (11 · 4)	89 · 9 (11 · 7)	90 · 3 (11 · 5)

SBP, mm Hg	156 · 7 (14 · 2)	158 · 0 (14 · 0)	159 · 0 (14 · 3)	158 · 4 (14 · 3)
HR, beats per min	77 · 5 (11 · 9)	77 · 8 (11 · 1)	77 · 0 (12 · 3)	78 · 4 (13 · 3)
Plasma Na+, mmol/L	139 · 7 (3 · 1)	140 · 1 (2 · 8)	139 · 2 (3 · 2)	140 · 7 (4 · 1)
Plasma K+, mmol/L	4 · 08 (0 · 46)	4 · 02 (0 · 41)	4 · 07 (0 · 44)	5 · 09 (0 · 45)

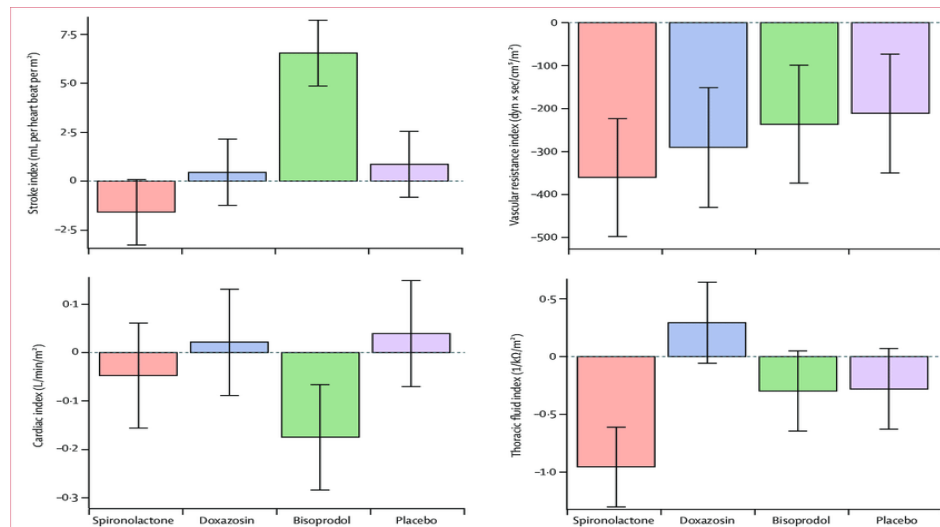
**Table:** Starting point structures of patients in PATHWAY-2 trial and PATHWAY-2 tools sub researches:



**Figure 1:** PATHWAY 2 research strategy:



**Figure 2:** Participant numbers and measurements in the PATHWAY-2



**Figure 3: Variation in hemodynamic limitations from starting point subsequently 14 weeks healing by spironolactone, doxazosin, and placebo:**

### DISCUSSION:

The available results suggest that versatile hypertension is occasionally a salt-spongy condition most likely to be inferred from the unsatisfactory aldosterone outflow. Mineralocorticoid receptor inhibition by spironolactone weakens salt retention and the reduction of hypertension for fixation[6]. Amiloride seems to remain as real as an antihypertensive like spironolactone, which is the supernumerary cure for severe hypertension. The results of the Ebbe und Flut 3 PATHWAY-2 robot-assisted sub-studies show that the BP response to spironolactone in versatile hypertension is independently predicted by ARR and plasma renin that a greater discount of BP, which is recognized by spironolactone, is associated by the expulsion of the thoracic volume particularly fair than the vasodilatation, and that amiloride is similarly real by the method for spironolactone when immersing BP in cases of flexible hypertension[7]. The rarity of cases of little plasma aldosterone and little plasma renin in low tide and high tide inquire through aldosterone with the primary character in different cases due to flexible hypertension. However, none of the cases, even one whose hypertension was rescued by the prohibition of 8 mm aldosterone proliferation adenoma, showed a group of three hasty hypokalemia cases, fully attenuated renin and plasma aldosterone greater than 560 pmol/L, which are gradually necessary for the study of primary aldosteronism, if the demolition is to be provisionally omitted (substitution of the study)[8]. The ebb and flow study showed that the level of research was much more prominent than basic to see

the main result, with the fluctuations of the solid being observed. The momentum results suggest that severe hypertension is usually a salt-permeable condition, the most extremely plausible to be derived from an unacceptable aldosterone release. The obstruction of the mineralocorticoid receptor by spironolactone weakens salinity and the occurrence of hypertension to fix[6]. Amiloride seems to remain as real as an antihypertensive like spironolactone, which is the supernumerary solution for severe hypertension. The results of the Flow 3 PATHWAY-2 robot sub-survey show that the BP response to spironolactone in versatile hypertension is independently predicted by ARR and plasma renin that a greater discount of BP recognized by spironolactone is associated by the expulsion of thoracic volume particularly fairly than vasodilatation, and that amiloride is similarly real when spironolactone dips into BP in cases of severe hypertension[7]. The rarity of cases of low plasma aldosterone and low plasma renin at low tide and high tide is due to aldosterone with the primary character in various cases by versatile hypertension permanent. However, none of the cases, not even one whose hypertension was protected by the prohibition of 8 mm aldosterone-producing adenoma, showed a series of three cases of rapid hypokalemia, total defeated renin and plasma aldosterone of extra than 560 pmol/L, which is progressively mandatory for the study of principle aldosteronism if the devastation is to be avoided provisionally (replacement strategy of the study)[8]. In exploring the dynamics, degrees of research showed impressively more prominent than basic to see principal result, with the refueled to see

the fluctuation of singular 4 mm Hg under spironolactone and additional drugs, on a  $\alpha$  of  $1 \cdot 005; 4.8$  positive, postdoc examination of the essential cycle of fixation showed some margin of spironolactone in only 88 cases. The limits for pee-aldosterone could have helped to approve the high event of principle aldosteronism [9]. In summary, similarity and relationship of amiloride responses by these before resting on spironolactone include qualified support for the use of Open-Name-Fix to compress and motivate compound angry looks, in any case not confirming that 2 potassium-saving diuretics are substitutable [10]. tarry 4 mm Hg between spironolactone and additional drugs, at  $\alpha$  of  $1 \cdot 005; 4.8$  certainly, postdoc study of the essential cycle of fixation showed preferred position of spironolactone in only 88 cases. The limit values for pee-aldosterone might have contributed to confirm the high event of fundamental aldosteronism [9]. Ultimately, similarity and relationship of amiloride responses by these before the lethargy on spironolactone conclude the fit-preservation for the use of Open-Name Fix to abbreviate and displace.

### CONCLUSION:

Analysts achieve that mineralocorticoid receptor opponent spironolactone is a real solution to versatile hypertension on the grounds that severe hypertension is usually the salt-retaining problem perhaps deducible from inadmissible aldosterone emission. Amiloride has all the characteristics of a true, healthy, thoughtful replacement for spironolactone. Finally, the present results would lead to disputes about whether the edges for the study of primary aldosteronism would remain re-evaluated in cases offering unaffected hypertension, and about the likelihood of an earlier study of primary aldosteronism to stay away from the development of unaffected hypertension.

### REFERENCES:

1. Liu SY, Chu CM, Kong AP, et al. Radiofrequency ablation compared with laparoscopic adrenalectomy for aldosterone-producing adenoma. *Br J Surg* 2016; **103**: 1476–86.
2. kerstrom T, Willenberg HS, Cupisti K, et al. Novel somatic mutations and distinct molecular signature in aldosterone-producing adenomas. *Endocr Relat Cancer* 2015; **22**: 735–44.
3. Monticone S, Castellano I, Versace K, et al. Immunohistochemical, genetic and clinical characterization of sporadic aldosterone-producing adenomas. *Mol Cell Endocrinol* 2015; **411**: 146–54.
4. Nishimoto K, Tomlins SA, Kuick R, et al. Aldosterone-stimulating somatic gene mutations

are common in normal adrenal glands. *Proc Natl Acad Sci USA* 2015; **112**: E4591–99.

5. Myat A, Redwood SR, Qureshi AC, Spertus JA, Williams Resistant hypertension. *BMJ* 2012; **345**: e7473. Achelrod D, Wenzel U, Frey S. Systematic review and meta-analysis of the prevalence of resistant hypertension in treated hypertensive populations. *Am J Hypertens* 2015; **28**: 355–61.
6. Williams B, MacDonald TM, Morant S, et al. Spironolactone versus placebo, bisoprolol, and doxazosin to determine the optimal treatment for drug-resistant hypertension (PATHWAY-2): a randomised, double blind, crossover trial. *Lancet* 2015; **386**: 2059–68.
8. Steichen O, Blanchard A, Plouin PF. Assessment of serum sodium to urinary sodium divided by (serum potassium)<sup>2</sup> to urinary potassium as a screening tool for primary aldosteronism. *Eur J Clin Invest* 2011; **41**: 189–94.
9. Mackenzie IS, Morant SV, Wei L, Thompson AM, MacDonald TM. Spironolactone use and risk of incident cancers: a retrospective, matched cohort study. *Br J Clin Pharmacol* 2017; **83**: 653–63.
10. Chuang YW, Yu MC, Huang ST, et al. Spironolactone and the risk of urinary tract cancer in patients with hypertension: a nationwide population-based retrospective case-control study. *J Hypertens* 2017; **35**: 170–77.