

# Archaeological Ceramics from Mahurjhari: The Vessel Forms

Coline Lefrancq<sup>1</sup> and Jason Hawkes<sup>2</sup>

---

## Introduction

This report provides an illustrative and descriptive catalogue of the vessel forms identified in the ceramic assemblage at Mahurjhari, Vidarbha, excavated between 2000-2003 by the Deccan College, Pune (Mohanty 2003, 2004, 2005, 2006). These ceramics were analysed using techno-morphological approach as part of wider attempt to invest the archaeological study of pottery dating to historical periods in South Asia with a more nuanced and meaningful approach. Traditionally, these ceramics are classified only on the basis of their colour and texture with little consensus as to the terms that are used. This has resulted in a great deal of contradiction and uncertainty as to the date and provenance of an entire class of remains. In contrast, our approach is based on the premise that the methods used in the manufacture of ceramics provide a more meaningful basis on which to classify them. The processes and methods used to shape, finish, decorate and fire pots all leave signatures that are visible in the ceramics themselves. These can be identified, 'read', recorded and used to define classes of pottery that share similar characteristic features—or, in other words, that were made in the same way. This same analysis also results in the identification of the different ways that the clays used to make pots were prepared and mixed together to form distinct fabrics. Some fabrics were used exclusively to make certain classes of pottery, while others were used to make multiple different classes. Such an approach, while common in the archaeological study of many parts of the world (Balfet 1965, 1966; Rye & Evans 1976; Van der Leeuw 1976; Rye 1981; Lemonnier 1993; Livingstone-Smith 2001; Gosselain 2002; Roux 2007, 2011; Roux & Courty 2016), is still relatively new in this region (e.g. Saraswati & Behura 1966; Mahias 1993; Kramer 1997; Choksi 1998; Degoy 2005). For discussion of issues and full description of methods see Lefrancq et al (2019), which should be read in conjunction with this report.

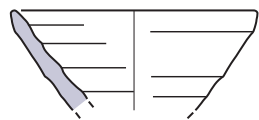
Here, we present all of the different types of vessel forms that were identified during analyses. These are ordered according the classes of pottery that were used to make them. Thus, we begin with the forms that were made from pottery Class 1, and end with those made using pottery Class 10. Vessel forms are displayed in full-page plates in order to demonstrate the variation of forms within a particular class. In each plate, 'open' vessel forms are illustrated first. These are followed by 'closed' shapes without necks, closed shapes with necks, spouts, shoulder fragments, bases and, lastly, decorated body-sherds. Each plate is then followed by a written description and list of the particular vessels that are displayed. These include details of the individual sherd number, class, variant, as well as the Fabric Group (here abbreviated to 'FG'). These can be cross-referenced with descriptions of the classes and fabric groups presented in Lefrancq et al (2019) and Lefrancq & Hawkes (2019). The descriptions of the vessels provided here use standard terms and definitions for vessel forms and the shapes and alignments of their various constituent parts (see Balfet et al 1983; Shepard 1965; Gardin 1976).

---

<sup>1</sup> Institute Français de Pondichéry, 11 Saint Louis Street, Pondicherry 605001, India

<sup>2</sup> The British Museum, Department of Asia, Great Russell Street, London, WC1B 3DG, United Kingdom

### Class 1 variant 1

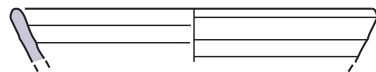


1.

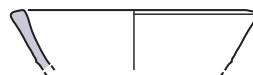


2.

Type 1



3.



4.



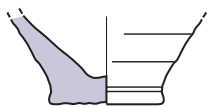
5.

Type 2

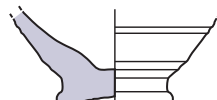


6.

Type 3



7.



8.



9.

Base type 1

### Class 1 variant 2



10.

Type 1



11.

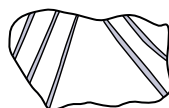
Base type 1

0 5 cm

### Class 1 variant 3



12.



13.

Plate 1: Class 1 variant 1 and Class 1 variant 2

0 5 cm

## Plate 1 (Class 1 variant 1, Class 1 variant 2 and Class 1 variant 3)

### Class 1 variant 1

#### *Type 1*

Vessels of Class 1 variant 1 type 1 are bowls/cups characterised by divergent and straight sides. They are organized into three forms on the basis of the shape of the rim lip: thinned rim (form 1), slightly round rim (form 2) and flattened lip (form 3). The thickness of the sides is between 6.5mm and 5.30mm. Both surfaces exhibit clear corrugations due to the use of the wheel to manufacture the bowl. The diameter ranges from 10-20cm.

1. MHR2002.A4.13; class 1 variant 1, type 1 form 1; FG1a; ext. diam. 13cm.
2. MHR2002.A2.2; class 1 variant 1, type 1 form 1; FG1a; ext. diam. 12cm.
3. MHR2002.A3.2; class 1 variant 1, type 1 form 2; FG1a; ext. diam. 19cm.
4. MHR2002.F-SE.129.2, class 1 variant 1, form 1 form 3, FG1a; ext. diam. 13cm.

#### *Type 2*

Vessel type 2 is also a bowl with divergent and convex sides. The rim is thinned and a small clayey ball has been added on the rim. Only one rim sherd of this type is present in the assemblage, and its rim diameter is approx. 10cm (possibly more, as the additional decoration impedes measurement). The thickness of the sides is 6.5mm. Where the applique has been applied, the thickness is 13.36mm.

5. MHR2002.B4.53; class 1 variant 1, type 2; FG2b; unknown diam., here 10cm.

#### *Type 3*

This type corresponds to a cup [or maybe a lamp]. The sides are divergent and straight and the rim has a triangular shape (flattened ending with the internal part which is a bit stretched). The diameter is approximately 20cm (from 18-21 cm). The thickness of the sides is of 7-8mm.

6. MHR2002.C1-18.no number; class 1 variant 1, type 3; FG1a; ext. diam. 18cm.

#### *Base type 1*

This type 1 has a flat and overflowing base on which string cuts are visible on the external surface. The departure of the sides is convergent and straight or convex. The diameter varies from 3.5-8cm.

7. MHR2002.A4.2; class 1 variant 1, base type 1; FG1a; ext. diam. 6cm.
8. MHR2002.A5.5; class 1 variant 1, base type 1; FG1a; ext. diam. 6cm.
9. MHR2002.A5.27; class 1 variant 1, base type 1; FG1a; ext. diam. 3.5cm.

### Class 1 variant 2

#### *Type 1*

This type belongs to the Class 1 Variant 2 exclusively. Only one rim-sherd has been found. It is a jar with an undetermined diameter, divergent and straight sides and a round rim. The sides are thicker than for Class 1 Variant 1 (16.29 mm).

10. MHR2002.B2.28; class 1 variant 2, type 1; FG1a; unknown diam., here 12cm.

#### *Base type 1*

The base is flat showing a departure of divergent and convex sides. The diameter is of 6cm.

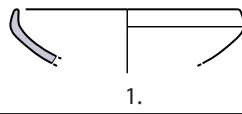
11. MHR2002.A8.3; class 1 variant 2, base type 1; FG2e; ext. diam. 6cm.

Class 1 variant 3

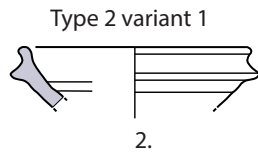
*Decorated potsherds with incised lines*

12. MHR2002.B4.29; class 1 variant 3, potsherd with incised decoration on external surface; FG1a.
13. MHR2002.B4.59; class 1 variant 3, potsherd with incised decoration on external surface; FG1a.

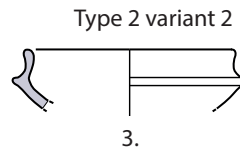
# Class 2 variant 1



Type 1

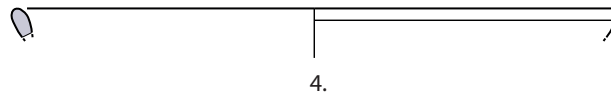


Type 2 variant 1



Type 2 variant 2

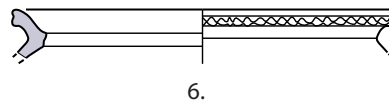
Type 2



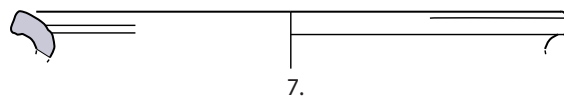
Type 3



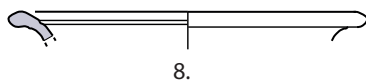
Type 4



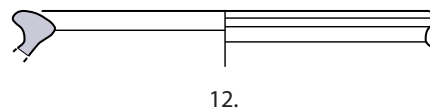
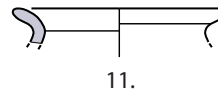
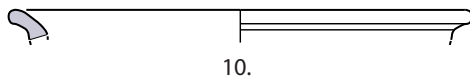
Type 5 variant 1



Type 5 variant 2



Type 6



Type 7

Plate 2: Class 2 variant 1



## Plate 2 (Class 2 variant 1)

### *Type 1*

This bowl is characterized by convex and divergent sides with a round careen and a thinned, pointed and slightly in-turned rim. The diameter varies from 10-15cm.

1. MHR2002.B5.12; class 2 variant 1, type 1; FG2a; ext. diam. 12cm.

### *Type 2*

This bowl has straight and divergent walls marked by a careen forming a ribbed/bifoliate rim. Its end is slightly round. The diameter varies from 10-15cm. Type 2 variant 1 has a short-ribbed rim while that of type 2 variant 2 is longer.

2. MHR2002.A9.12; class 2 variant 1, type 2 form 1; FG2f; ext. diam. 12cm.
3. MHR2002.B4.14; class 2 variant 1, type 2 form 2; FG2d; ext. diam. 11cm.

### *Type 3*

Due to the small size of the potsherd, it is impossible to say if it is a restrictive or non-restrictive shape. The rim is out-turned and round. The walls seem to be straight and divergent. The diameter is approximately 32cm.

4. MHR2002.B1.18; class 2 variant 1, type 3; FG3; ext. diam. 32cm.

### *Type 4*

Due to the small size of the potsherd, it is impossible to say if it is a restrictive or non-restrictive shape. The round rim is more out-turned than type 3 and the walls could be concave and divergent. The diameter is approximately 20cm.

5. MHR2002.A11.15; class 2 variant 1, type 4; FG3; ext. diam. 20cm.

### *Type 5*

This is a jar (restrictive shape) with an internal careen just below the everted rim characterized by a flattened lip that can be marked by a ridge. Type 5 form 1 shows a fingertip decoration applied on the external part of the rim, below the ridge. The diameter varies from 18-22cm. Type 5 form 2 is thicker than type 5 form 1 and does not show any fingertip decoration. The diameter is approximately 30cm.

6. MHR2002.D4.12; class 2 variant 1, type 5 form, 1; FG3; ext. diam. 20cm.
7. MHR2002.A11.11; class 2 variant 1, type 5 form 2; FG2f; ext. diam. 29cm.

### *Type 6*

This jar is characterized by concave and divergent walls, and an everted and slightly round rim. An internal careen can be observed. The diameter varies from 10-25cm.

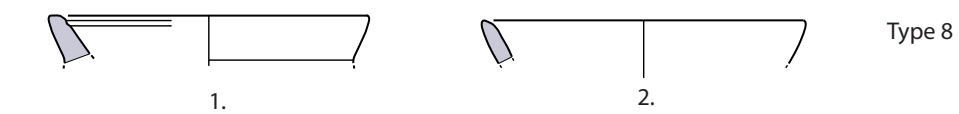
8. MHR2002.B5.5; class 2 variant 1, type 6; FG2b; ext. diam. 19cm.
9. MHR2002.B6.7; class 2 variant 1, type 6; FG3; ext. diam. 22cm.
10. MHR2002.A12.15; class 2 variant 1, type 6; FG2e; ext. diam. 24cm.
11. MHR2002.B5.7; class 2 variant 1, type 6; FG3; ext. diam. 11cm.

### *Type 7*

This jar has straight and convergent walls finished by an internal careen and a thick rim which has been slightly flattened. The diameter is approximately 22-25cm.

12. MHR2002.C11.no number; class 2 variant 1, type 7; FG2b; ext. diam. 22cm.

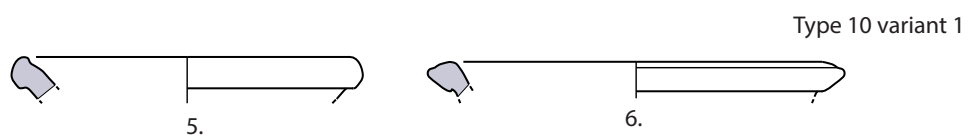
# Class 2 variant 1



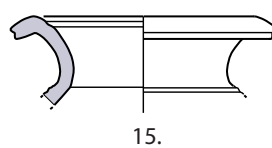
Type 8



Type 9



Type 10 variant 1



Type 10 variant 2



Type 11 variant 1

Plate 3: Class 2 variant 1



### Plate 3 (Class 2 variant 1)

#### *Type 8*

The rim of this jar with neck is simple and slightly thinned. The beginning of the sides is straight and divergent. The diameter is approximately 17cm.

1. MHR2002.A2.4; class 2 variant 1, type 8; FG2a; ext. diam. 17cm.
2. MHR2002.A2.8; class 2 variant 1, type 8; FG1a; ext. diam. 17cm.

#### *Type 9*

This necked-jar is characterized by a slightly thick and round rim and concave and divergent neck-walls. The diameter usually varies from 10-20cm, but can be up to 25cm.

3. MHR2002.B4.34; class 2 variant 1, type 9; FG3; ext. diam. 21cm.
4. MHR2002.C12.19; class 2 variant 1, type 9; FG3; ext. diam. 12cm.

#### *Type 10*

These jars with a neck have a slightly complex everted rim with, most of the time, a niche on the upper surface. The width of the everted part of the rim is somewhat variable, but the concept is the same. The walls of the neck are concave and divergent. The diameter usually varies from 10-15cm but can go up to 25cm. The lip is flattened in the case of type 10 variant 1 and show a groove on type 10 variant 2.

5. MHR2002.B2.7; class 2 variant 1, type 10 variant 1; FG3; ext. diam. 18cm.
6. MHR2002.B3.4; class 2 variant 1, type 10 variant 1; FG2e; ext. diam. 22cm.
7. MHR2002.B2.3; class 2 variant 1, type 10 variant 1; FG3; int. diam. 15cm.
8. MHR2002.C1-18.1; class 2 variant 1, type 10 variant 1; FG2f; ext. diam. 14cm.
9. MHR2002.D4.7; class 2 variant 1, type 10 variant 1; FG2f; ext. diam. 12cm.
10. MHR2002.A2.10; class 2 variant 1, type 10 variant 1; FG3; int. diam. 11cm.
11. MHR2002.E6.16; class 2 variant 1, type 10 variant 1; FG3; ext. diam. 8cm.
12. MHR2002.B6.8; class 2 variant 1, type 10 variant 1; FG2g; ext. diam. 14cm.
13. MHR2002.E6.12; class 2 variant 1, type 10 variant 1; FG3; ext. diam. 14cm.
14. MHR2002.E6.13; class 2 variant 1, type 10 variant 1; FG3; ext. diam. 10cm.
15. MHR2002.C9.24; class 2 variant 1, type 10 variant 2; FG3; ext. diam. 14cm.

#### *Type 11*

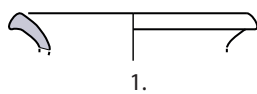
This is a jar with neck with an out-turned slightly thick rim, marked by a slight ridge on the external surface. The walls of the neck are concave and divergent. The diameter varies from 8-17cm. Type 11 variant 1 is characterized by an out-turned and round rim; type 11 variant 2 by a flattened lip; type 11 variant 3 by a flaring rim.

16. MHR2002.A12.7; class 2 variant 1, type 11 variant 1; FG2e; ext. diam. 15cm.
17. MHR2002.B9.7; class 2 variant 1, type 11 variant 1; FG2e; ext. diam. 12cm.

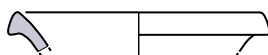


Class 2 variant 1

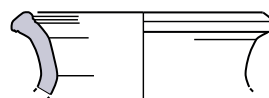
Type 11 variant 2



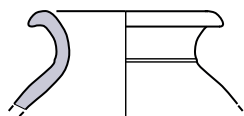
1.



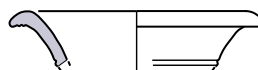
2.



3.



4.




5.

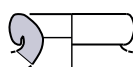
Type 11 variant 3



6.

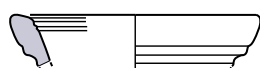


7.

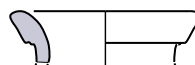


8.

Type 12

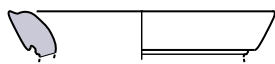


9.

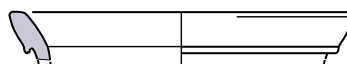


10.

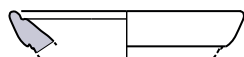
Type 13 variant 1



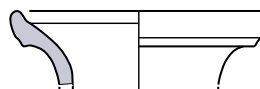
11.



12.



13.



14.

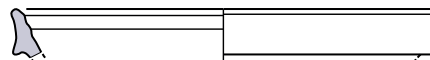
Type 13 variant 2



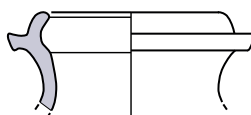
15.



16.

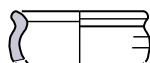


17.



18.

Type 14



19.



20.

Type 15



Plate 4: Class 2 variant 1

## Plate 4 (Class 2 variant 1)

### *Type 11*

1. MHR2002.B8.19; class 2 variant 1, type 11 variant 2; FG3; ext. diam. 12cm.
2. MHR2002.C4.16; class 2 variant 1, type 11 variant 2; FG1a; ext. diam. 13cm.
3. MHR2002.A3.5; class 2 variant 1, type 11 variant 2; FG2f; ext. diam. 13cm.
4. MHR2002.B3.1; class 2 variant 1, type 11 variant 3; FG2b; int. diam. 8.5cm.
5. MHR2002.A4.2; class 2 variant 1, type 11 variant 3; FG1a; ext. diam. 12cm.
6. MHR2002.B1.8; class 2 variant 1, type 11 variant 3; FG2b; ext. diam. 17cm.
7. MHR2002.A11.14; class 2 variant 1, type 11 variant 3; FG2c; ext. diam. 8cm.

### *Type 12*

This small pot has a rolled rim and concave and convergent walls. The diameter is approximately 5cm.

8. MHR2002.B1.14; class 2 variant 1, type 12; FG2a; int. diam. 4.5cm.

### *Type 13*

This necked-jar is characterized by an everted and stripped rim with a ridge on the external surface. The width of the everted part of the rim is somewhat variable, but the concept is the same. The walls of the neck seem to be concave and divergent. For type 13 variant 1, the lip is flattened but a niche can be observed. For type 13 variant 2, the lip is thinned and the external surface such as the internal surface can show several grooves.

9. MHR2002.A3.15; class 2 variant 1, type 13 variant 1; FG1a; ext. diam. 13cm.
10. MHR2002.A5.20; class 2 variant 1, type 13 variant 1; FG3; ext. diam. 10cm.
11. MHR2002.B1.13; class 2 variant 1, type 13 variant 1; FG2a; ext. diam. 14cm.
12. MHR2002.A13.14; class 2 variant 1, type 13 variant 1; FG3; ext. diam. 18cm.
13. MHR2002.A4.10; class 2 variant 1, type 13 variant 2; FG2a; ext. diam. 12cm.
14. MHR2002.B10.2; class 2 variant 1, type 13 variant 2; FG2a; ext. diam. 13cm.
15. MHR2002.A8.14; class 2 variant 1, type 13 variant 2; FG2e; ext. diam. 12cm.
16. MHR2002.B2.60; class 2 variant 1, type 13 variant 2; FG3; ext. diam. 10cm.
17. MHR2002.D4.no number; class 2 variant 1, type 13 variant 2; FG2a; ext. diam. 22cm.

### *Type 14*

This jar has a complex ribbed rim with an in-turned lip marked by a gentle depression on the internal surface. The walls of the neck are concave and parallel. The diameter is approximately 10cm.

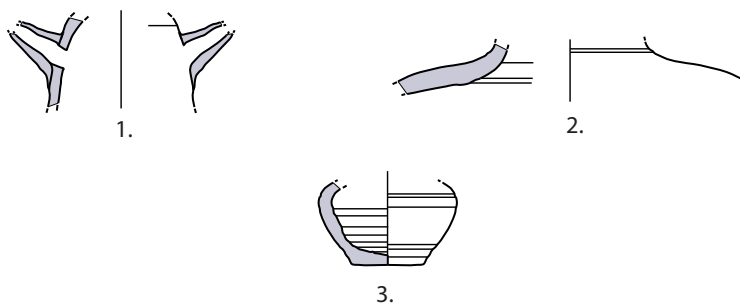
18. MHR2002.C4.11; class 2 variant 1, type 14; FG7b; ext. diam. 9cm.

### *Type 15*

This small pot is characterized by an everted slightly thick rim marked by an internal careen. The walls of the body are convex and divergent. The diameter is approximately 7cm but can go up to 10cm.

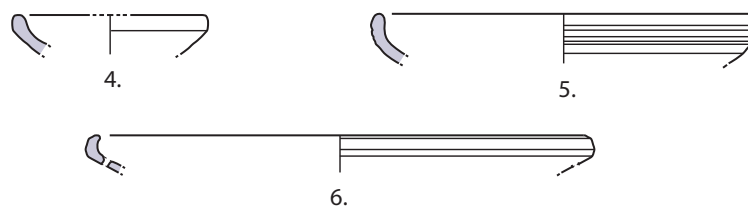
19. MHR2002.A5.21; class 2 variant 1, type 15; FG2a; ext. diam. 7cm.
20. MHR2002.A4.11; class 2 variant 1, body-sherd of a small pot; FG2b; ext. diam. 8cm.

Class 2 variant 1



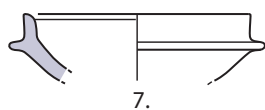
Base type 1

Class 2 variant 2

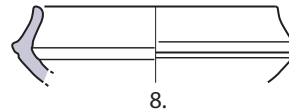


Type 1

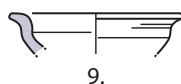
Type 2 variant 1



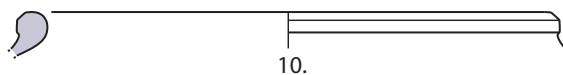
Type 2 variant 2



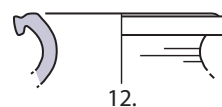
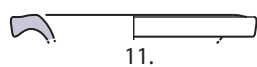
Type 2



Type 3



Type 4



Type 5 variant 1

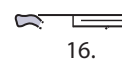
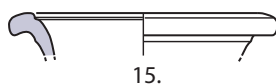
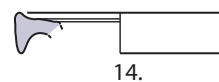
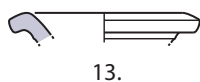


Plate 5: Class 2 variant 1 and Class 2 variant 2

0 5 cm

## Plate 5 (Class 2 variant 1 and Class 2 variant 2)

### Class 2 variant 1

#### *Spout*

One type of tubular spout has been identified. The length is around 5cm.

1. MHR2002.A5.8; class 2 variant 1, body-sherd with spout; FG2b; unknown diam., here 10cm.

#### *Shoulder*

2. MHR2002.A6.83; class 2 variant 1, upper part of a body-sherd; FG2c; unknown diam., here 10cm.

#### *Base type 1*

This flat base is combined with convex and divergent walls. The diameter is approximately 5cm.

3. MHR2002.A7.2; class 2 variant 1, base type 1; FG3; ext. diam. 4cm.

### Class 2 variant 2

#### *Type 1*

This bowl has a simple in-turned rim separated sometimes from the body by a gentle external careen. The walls are convex and divergent. The diameter oscillated from 10-26cm.

4. MHR2002.D4.no number; class 2 variant 2, type 1; FG2e; unknown diam., here 10cm.
5. MHR2002.C13.51; class 2 variant 2, type 1; FG3; ext. diam. 22cm.
6. MHR2002.F-NW.47.5; class 2 variant 2, type 1; FG2a; ext. diam. 26cm.

#### *Type 2*

This bowl has convex and divergent walls marked by a careen forming a ribbed/bifoliate rim. Its end is slightly flattened. The diameter varies from 10-15cm. Type 2 variant 1 has a short-ribbed rim while the upper part of the bifoliate rim is longer for type 2 variant 2.

7. MHR2002.A5.10; class 2 variant 2, type 2 variant 1; FG7; ext. diam. 12cm.
8. MHR2002.C1-18.26; class 2 variant 2, type 2 variant 2; FG2f; ext. diam. 13cm.

#### *Type 3*

This small bowl has an out-turned and horizontal rim. The departure of the walls is marked by a slight careen on the external surface. The diameter is approximately 10cm.

9. MHR2002.A5.11; class 2 variant 2, type 3; FG3; ext. diam. 9cm.

#### *Type 4*

This jar is characterized by a rolled rim. The fragmentary state of the potsherd doesn't allow to describe the shape of the sides. The diameter is approximately 30cm.

10. MHR2002.A5.16; class 2 variant 2, type 4; FG2a; ext. diam. 28cm.

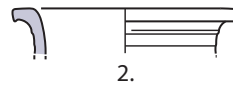
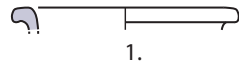
#### *Type 5*

These jars with a neck have a slightly complex everted rim, most of the time, with a niche on the upper surface. The width of the everted part of the rim is somewhat variable, but the concept is the same. The lip is flattened. The walls of the neck are concave and divergent. The diameter varies from 6-15cm. The rim of type 5 variant 1 is more everted than the rim of type 5 variant 2 that is more horizontally. The second variant sometimes exhibits a niche on the upper surface.

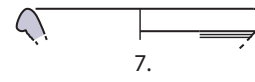
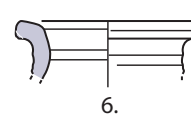
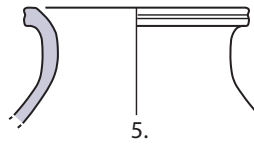
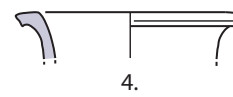
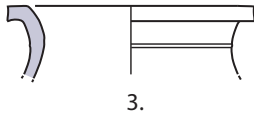
11. MHR2002.A8.17; class 2 variant 2, type 5 variant 1; FG3; ext. diam. 13cm.

12. MHR2002.A4.28; class 2 variant 2, type 5 variant 1; FG2a; ext. diam. 9cm.
13. MHR2002.A8.13; class 2 variant 2, type 5 variant 1; FG3; int. diam. 8cm.
14. MHR2002.A10.28; class 2 variant 2, type 5 variant 1; FG2a; ext. diam. 11cm.
15. MHR2002.A10.13; class 2 variant 2, type 5 variant 1; FG2b; ext. diam. 14cm.
16. MHR2002.A10.29; class 2 variant 2, type 5 variant 1; FG3; ext. diam. 6cm.

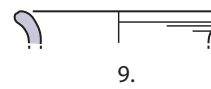
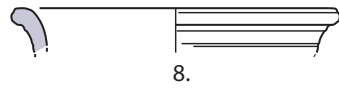
Class 2 variant 2



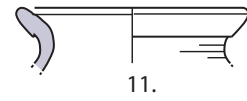
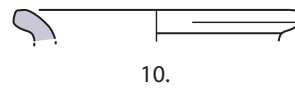
Type 5 variant 2



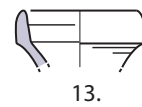
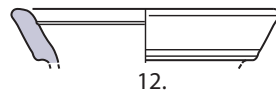
Type 6 variant 1



Type 6 variant 2



Type 7



Type 8



Class 2 variant 3

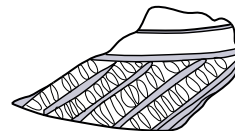


Plate 6: Class 2 variant 2 and Class 2 variant 3



## Plate 6 (Class 2 variant 2 and Class 2 variant 3)

### Class 2 variant 2

#### *Type 5*

1. MHR2002.A10.23; class 2 variant 2, type 5 variant 2; FG3; ext. diam. 12cm.
2. MHR2002.C1-19.1; class 2 variant 2, type 5 variant 2; FG3; ext. diam. 12cm.
3. MHR2002.A11.17; class 2 variant 2, type 5 variant 2; FG2e; ext. diam. 13cm.
4. MHR2002.D16.no number; class 2 variant 2, type 5 variant 2; FG3; ext. diam. 12cm.
5. MHR2002.D16.14-15; class 2 variant 2, type 5 variant 2; FG1a; ext. diam. 12cm.
6. MHR2002.A9.9; class 2 variant 2, type 5 variant 2; FG2e; int. diam. 7cm.

#### *Type 6*

This necked-jar has an everted slightly thick and round rim. The walls seem concave and divergent. The diameter varies from 10-17cm. The rim of type 6 variant 1 is gently thinned and has a ridge on the external surface while type 6 variant 2 is simple.

7. MHR2002.A1.6; class 2 variant 2, type 6 variant 1; FG2e; ext. diam. 12cm.
8. MHR2002.B6.10; class 2 variant 2, type 6 variant 2; FG2e; ext. diam. 17cm.
9. MHR2002.A9.10; class 2 variant 2, type 6 variant 2; FG2a; ext. diam. 11cm.
10. MHR2002.B8.18; class 2 variant 2, type 6 variant 2; FG2e; ext. diam. 15cm.

#### *Type 7*

This necked-jar is characterized by an everted and stripped rim with a ridge on the external surface. The width of the everted part of the rim is somewhat variable. The lip is gently flattened. The walls of the neck are concave and convergent. The diameter varies from 10-15cm.

11. MHR2002.A5.15; class 2 variant 2, type 7; FG3; ext. diam. 12cm.
12. MHR2002.A10.25; class 2 variant 2, type 7; FG3; ext. diam. 14cm.

#### *Type 8*

This necked-jar has an elongated, straight and gently thinned rim of which the limit with the body is marked by an external careen. The length of the walls is too short to be described. The diameter is approximately 6cm.

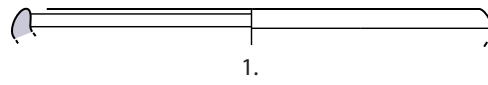
13. MHR2002.A10.21; class 2 variant 2, type 8; FG3; ext. diam. 6cm.

### Class 2 variant 3

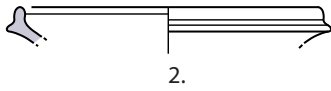
#### *Decorated bodysherd*

14. MHR2002.B4.50; class 2 variant 3, body-sherd with impressed (with rope?) decoration on external surface; FG2b.

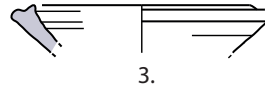
Class 2 variant 4



Type 1

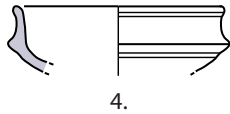


2.



3.

Type 2 variant 1

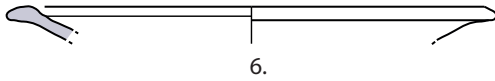


4.

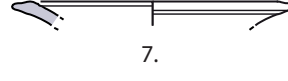


5.

Type 2 variant 2

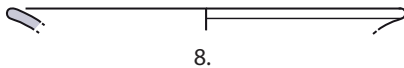


6.

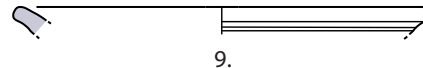


7.

Type 3 variant 1




8.



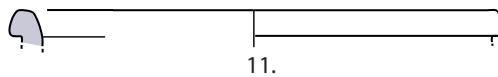
9.

Type 3 variant 2



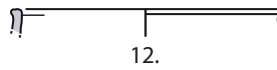
10.

Type 3 variant 3



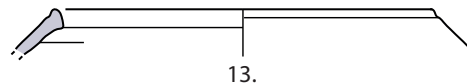
11.

Type 4



12.

Type 5



13.

Type 6

Plate 7: Class 2 variant 4





## Plate 7 (Class 2 variant 4)

### *Type 1*

This bowl has a simple in-turned rim separated sometimes from the body by a gentle external careen. The walls are convex and divergent. The diameter is approximately 25cm.

1. MHR2002.D1.13; class 2 variant 4, type 1; FG2e; ext. diam. 24cm.

### *Type 2*

This bowl has convex and divergent walls marked by a careen forming a ribbed/bifoliate rim. Its end is round. The diameter varies from 10-20cm. Type 2 variant 1 has a short-ribbed rim while the upper part of the bifoliate rim is longer for type 2 variant 2.

2. MHR2002.B1.17; class 2 variant 4, type 2 variant 1; FG2e; ext. diam. 16cm.
3. MHR2002.B3.19-10; class 2 variant 4, type 2 variant 1; FG1b; ext. diam. 14cm.
4. MHR2002.A7.12; class 2 variant 4, type 2 variant 2; FG2f; ext. diam. 11cm.
5. MHR2002.B4.15; class 2 variant 4, type 2 variant 2; FG2e; ext. diam. 19cm.

### *Type 3*

This plate or jar, the size of the potsherds not allowing to make the distinction, has an out-turned rim and straight and divergent walls. The diameter oscillated between 15-25cm. Type 3 variant 1 has an elongated horizontally rim which is gently thinned, while the rim of type 3 variant 2 is simple and round. Type 3 variant 3 is more particular due to the presence of a ridge and an incised decoration (small dots) on the internal surface.

6. MHR2002.F-NW.101.no number; class 2 variant 4, type 3 variant 1; FG3; ext. diam. 26cm.
7. MHR2002.B3.18; class 2 variant 4, type 3 variant 1; FG3; ext. diam. 15cm.
8. MHR2002.B7.13; class 2 variant 4, type 3 variant 2; FG3; ext. diam. 24cm.
9. MHR2002.A12.10; class 2 variant 4, type 3 variant 2; FG2d; ext. diam. 22-23cm.
10. MHR2002.B1.30; class 2 variant 4, type 3 variant 3; FG2a; ext. diam. 21cm.

### *Type 4*

This jar has a thick and round rim with a ridge on the external surface. The potsherd is too fragmentary to provide more details regarding the shape of the walls. The diameter is approximately 26cm.

11. MHR2002.A10.32; class 2 variant 4, type 4; FG3; ext. diam. 26cm.

### *Type 5*

This is a jar characterized by a gently round rim and slight straight and convergent walls giving the impression of an in-turned rim. The diameter is approximately 14cm.

12. MHR2002.B3.28; class 2 variant 4, type 5; FG2b; ext. diam. 14cm.

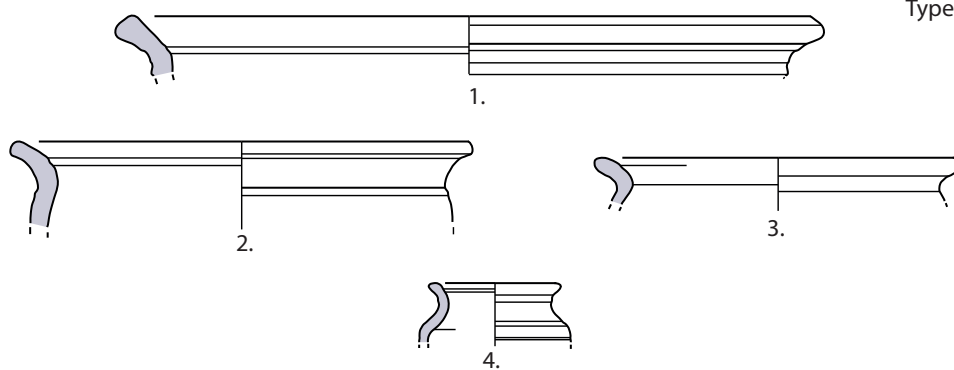
### *Type 6*

This jar has a flattened rim at the end of the straight and convergent walls. The diameter is approximately 20cm.

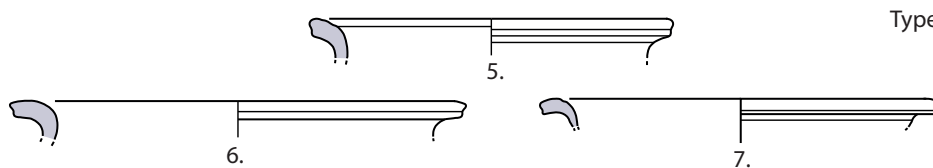
13. MHR2002.C4.5; class 2 variant 4, type 6; FG2b; ext. diam. 20cm.

Class 2 variant 4

Type 7 variant 1



Type 7 variant 2




Type 8



Type 9



Type 10



Type 11



Plate 8: Class 2 variant 4

0 5 cm

## Plate 8 (Class 2 variant 4)

### *Type 7*

This jar has an out-turned rim. The junction of the rim and the body is enhanced by an internal and rounded careen that is more or less accentuated. Corrugations are visible on the external surface. The walls are convex and convergent, sometimes with an external careen delimited the upper and lower parts of the body. The diameter varies considerably from 8-36cm. The rim of type 7 variant 1 has a flattened lip, while the rim of type 7 variant 2 has a groove on the lip and is a bit more everted.

1. MHR2002.E14.8; class 2 variant 4, type 7 variant 1; FG2e; ext. diam. 36cm.
2. MHR2002.A11.8; class 2 variant 4, type 7 variant 1; FG2d; ext. diam. 24cm.
3. MHR2002.D10.6; class 2 variant 4, type 7 variant 1; FG2b; ext. diam. 15cm.
4. MHR2002.A10.24; class 2 variant 4, type 7 variant 1; FG3; ext. diam. 8cm.
5. MHR2002.D4.13; class 2 variant 4, type 7 variant 2; FG6; ext. diam. 19cm.
6. MHR2002.D8.6; class 2 variant 4, type 7 variant 2; FG2b; ext. diam. 24cm.
7. MHR2002.D13.6; class 2 variant 4, type 7 variant 2; FG2a; ext. diam. 21cm.

### *Type 8*

This is a jar with an everted rim of which the junction with the upper part of the body is enhanced by a sharp internal careen. The lip is or slightly round or slightly thinned. The walls are straight and convergent. The diameter varies from 7-12cm.

8. MHR2002.E4.no number; class 2 variant 4, type 8; FG2b; int. diam. 11cm.
9. MHR2002.F-SE.10.no number; class 2 variant 4, type 8; FG2b; ext. diam. 7cm.

### *Type 9*

This necked-jar has an everted and thick rim in a 'square-shape'. The upper part is almost horizontally and the external surface is flattened and has a groove most of the time. The walls of the neck can be concave and divergent or (more rarely) concave and convergent. The diameter varies from 6-20cm.

10. MHR2002.D7.no number; class 2 variant 4, type 9; FG2e; ext. diam. 14cm.
11. MHR2002.A11.16; class 2 variant 4, type 9; FG3; ext. diam. 6cm.
12. MHR2002.D1.12; class 2 variant 4, type 9; FG6; ext. diam. 14cm.
13. MHR2002.A5.22; class 2 variant 4, type 9; FG3; ext. diam. 17cm.

### *Type 10*

This is a necked-jar characterized by an out-turned rim which is thick. A ridge is visible on the external surface, the profile being almost angular. The walls of the neck are concave and divergent. The diameter is approximately 15cm.

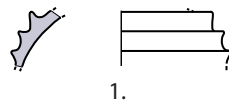
14. MHR2002.C4.22; class 2 variant 4, type 10; FG2a; ext. diam. 15cm.
15. MHR2002.C8.11; class 2 variant 4, type 10; FG8a; ext. diam. 13cm.
16. MHR2002.C7.9; class 2 variant 4, type 10; FG3; ext. diam. 14cm.

### *Type 11*

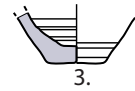
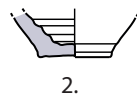
This necked-jar is characterized by an everted and stripped rim, sometimes with a niche on the upper surface which has been flattened. The width of the everted part of the rim is somewhat variable, but the concept is the same. The walls of the neck seem to be concave and convergent. The diameter varies from 10-15cm.

17. MHR2002.C9.30; class 2 variant 4, type 11; FG2a; ext. diam. 14cm.
18. MHR2002.E12.9; class 2 variant 4, type 11; FG2e; ext. diam. 11cm.

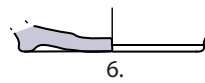
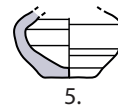
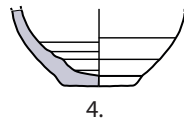
# Class 2 variant 4



Shoulder



Base type 1



Base type 2

0 5 cm

# Class 2 variant 5

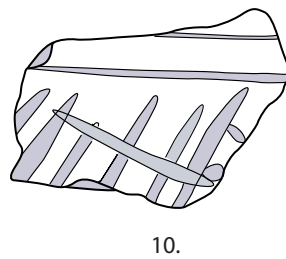
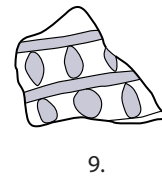


Plate 9: Class 2 variant 4 and Class 2 variant 5 0 5 cm

## Plate 9 (Class 2 variant 4 and Class 2 variant 5)

### Class 2 variant 4

#### *Shoulder*

1. MHR2002.F-NW.51.13; class 2 variant 4, body-sherd with corrugations on the external part; FG2d; unknown diam., here 11cm.

#### *Base type 1*

This is a flat base slightly sagging with a departure of straight and divergent walls or convex and divergent walls. The diameter varies from 3-6cm.

2. MHR2002.F-NW.51.no number; class 2 variant 4, base type 1; FG3; unknown diam., here 11cm.
3. MHR2002.A5.2; class 2 variant 4, base type 1; FG3; ext. diam. 3cm.
4. MHR2002.C9.44; class 2 variant 4, base type 1; FG2a; ext. diam. 4cm.
5. MHR2002.A10.32; class 2 variant 4, base type 1; FG3; ext. diam. 3cm.

#### *Base type 2*

This is a rounded base with feet (annular base). The diameter is approximately 10cm.

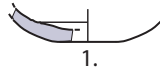
6. MHR2002.B1.19; class 2 variant 4, base type 2; FG2d; ext. diam. 10cm.

### Class 2 variant 5

#### *Decorated bodysherds*

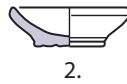
7. MRH2002.A1.14; class 2 variant 5, body-sherd with impressed decoration; FG2a.
8. MRH2002.A1.22; class 2 variant 5, body-sherd with impressed decoration; FG2a.
9. MHR2002.A4.30; class 2 variant 5, body-sherd with impressed decoration; FG2a.
10. MHR2002.B4.21; class 2 variant 5, body-sherd with impressed and incised decoration; FG3.

Class 3 variant 1

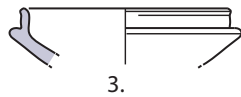


Base type 1

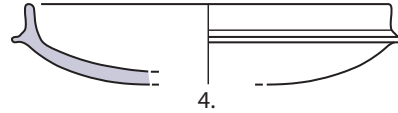
Class 3 variant 2



Type 1

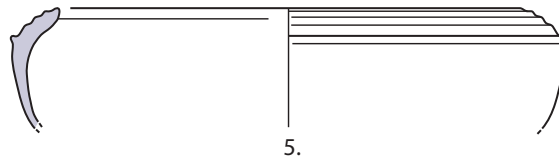


3.



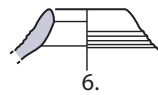
4.

Type 2



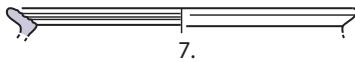
5.

Type 3

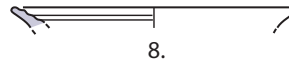


6.

Type 4

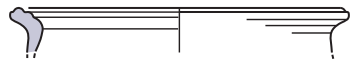


7.



8.

Type 5 variant 1




9.



10.

Type 5 variant 2

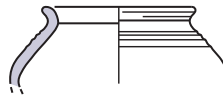


11.



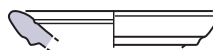
12.

Type 6



13.

Type 7



14.

Type 8



15.

Base type 1



Plate 10: Class 3 variant 1 and Class 3 variant 2

## Plate 10 (Class 3 variant 1 and Class 3 variant 2)

### Class 3 variant 1

#### *Base type 1*

Only one flat base has been identified with convex and divergent walls and a diameter of 6cm.

1. MHR2002.A2.7; class 3 variant 1, base type 1; FG2b; ext. diam. 6cm.

### Class 3 variant 2

#### *Type 1*

This small cup has an out-turned and thinned rim such as convex and divergent walls. The base is flat and slightly sagging. The diameter at the rim is about 6cm but can go up to 10cm.

2. MHR2002.D2.17; class 3 variant 2, type 1; FG3; ext. diam. 6cm.

#### *Type 2*

This bowl has straight and divergent walls or slightly convex and divergent walls marked by a careen forming a ribbed/bifoliate rim. Its end is slightly round. The diameter varies from 10-25cm. In some cases, the rim can be a bit longer but it is not a rule.

3. MHR2002.A11.6; class 3 variant 2, type 2; FG2f; ext. diam. 11cm.
4. MHR2002.F-NW.49.13; class 3 variant 2, type 2; FG1a; ext. diam. 24cm.

#### *Type 3*

This pot has an in-turned rim that is gently thinned at the end. Corrugations are visible on the external surface of the whole rim and the junction with the body is enhanced by an external sharp careen. The sides are convex and convergent. The diameter is approximately 25cm.

5. MHR2002.F-NE.16.no number; class 3 variant 2, type 3; FG4a; ext. diam. 25cm.

#### *Type 4*

This small pot/jar has an in-turned rim which is slightly flattened at the end. In contrast to examples of vessels of type 3, the junction between the rim and the body is marked by an internal careen. The diameter is about 4cm.

6. MHR2002.F-NW.12.21; class 3 variant 2, type 4; FG7b; int. diam. 4cm.

#### *Type 5*

This is a jar with an everted rim of which the junction between with the body is marked by a visible internal careen. The lip is round or gently thinned. The potsherds are not preserved enough to describe the walls. The diameter oscillated between 15-25cm. The rim of type 5 variant 1 is thinner than type 5 variant 2. The second variant can also show a flattened lip.

7. MHR2002.D7.3; class 3 variant 2, type 5 variant 1; FG2a; ext. diam. 18cm.
8. MHR2002.F-NW.128.no number; class 3 variant 2, type 5 variant 1; FG3; ext. diam. 15cm.
9. MHR2002.C2.1; class 3 variant 2, type 5 variant 2; FG3; ext. diam. 17cm.
10. MHR2002.E5.20; class 3 variant 2, type 5 variant 2; FG4a; ext. diam. 24cm.

#### *Type 6*

This necked jar has an everted rim, slightly thick at the lip. The diameter varies from 20-25cm.

11. MHR2002.D2.3; class 3 variant 2, type 6; FG3; ext. diam. 22cm.
12. MHR2002.C14.58; class 3 variant 2, type 6; FG4a; ext. diam. 22cm.

*Type 7*

This is a small pot with an out-turned and round rim of which the junction with the body is enhanced by an internal careen. The walls are convex and convergent. The diameter is approximately 8cm but can go up to 10cm.

13. MHR2002.F-NE.15.19; class 3 variant 2, type 7; FG8a; ext. diam. 8cm.

*Type 8*

This necked-jar has an out-turned, stripped and thick rim. The diameter is approximately 11cm.

14. MHR2002.F-NE.28.no number; class 3 variant 2, type 8; FG3; ext. diam. 11cm.

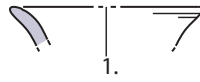
*Base type 1*

This flat base with a departure of walls that are straight and divergent, has a diameter of 3cm.

15. MHR2002.D5.10; class 3 variant 2, base type 1; FG2b; ext. diam. 3cm.

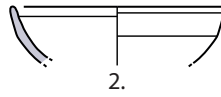


# Class 4

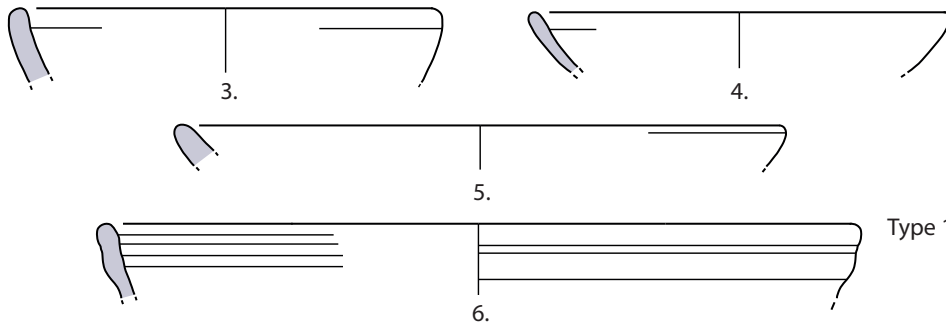


Type 1

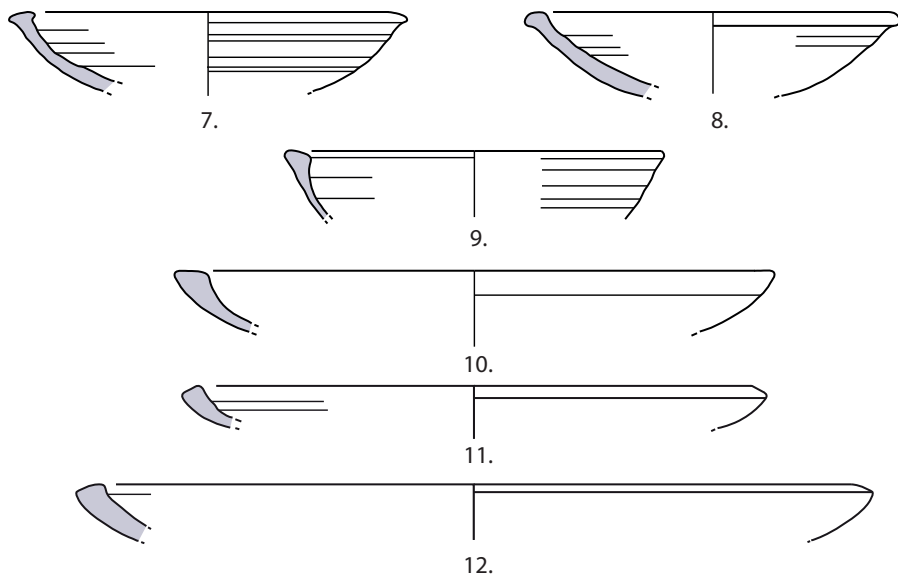
## Class 5 variant 1



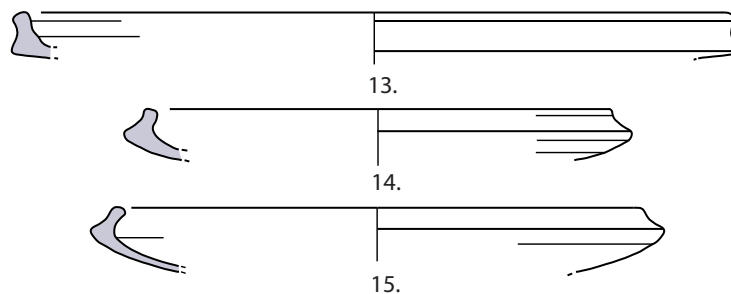
Type 1 variant 1



Type 1 variant 2



Type 2



Type 3

Plate 11: Class 4 and Class 5 variant 1



## Plate 11 (Class 4 and Class 5 variant 1)

### Class 4

#### *Type 1*

This necked-jar has an out-turned very simple rim with a slightly thinned lip. The diameter is unknown and the drawing shows an approximate diameter of 10cm.

1. MHR2002.B9.1; class 4, type 1; FG12; unknown diam., here 10cm.

### Class 5 variant 1

#### *Type 1*

This bowl has out-turned and round rim in the continuity of the walls that are straight and divergent or slightly convex and divergent. The diameter varies from 10-25cm but few potsherds have a diameter up to 2cm. The rim portion of type 1 variant 1 is very simple while, for type 1 variant 2, the rim portion has a ridge on the external surface. In this case, the vessel appears to be more of a basin than a bowl since its diameter is approximately 40cm.

2. MHR2002.C4.19; class 5 variant 1, type 1 variant 1; FG4b; ext. diam. 11cm.
3. MHR2002.C8.15; class 5 variant 1, type 1 variant 1; FG4b; ext. diam. 22cm.
4. MHR2002.C15.7; class 5 variant 1, type 1 variant 1; FG4b; ext. diam. 22cm.
5. MHR2002.C8.8; class 5 variant 1, type 1 variant 1; FG4b; ext. diam. 32cm.
6. MHR2002.B1.2; class 5 variant 1, type 1 variant 2; FG4b; ext. diam. 40cm.

#### *Type 2*

This is a bowl with an out-turned rim and a lip which is slightly inverted, besides being flattened on the upper part. The walls are convex and divergent. The diameter varies from 20-42cm.

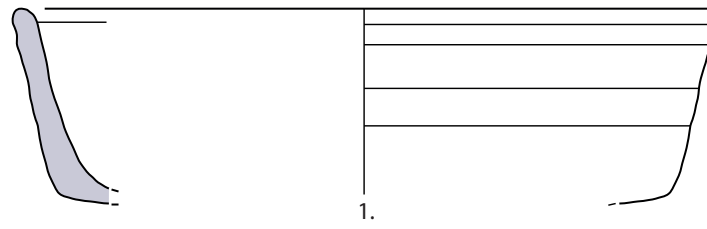
7. MHR2002.C7.3; class 5 variant 1, type 2; FG4b; ext. diam. 21cm.
8. MHR2002.C10.no number; class 5 variant 1, type 2; FG4b; ext. diam. 20cm.
9. MHR2002.B3.52; class 5 variant 1, type 2; FG4b; ext. diam. 20cm.
10. MHR2002.A5.3; class 5 variant 1, type 2; FG4b; ext. diam. 32cm.
11. MHR2002.B7.6; class 5 variant 1, type 2; FG6; ext. diam. 31cm.
12. MHR20002.B4.2; class 5 variant 1, type 2; FG4b; ext. diam. 42cm.

#### *Type 3*

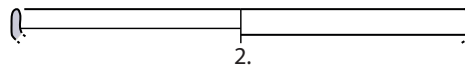
This plate has an in-turned and round rim that is separate of the body by a sharp external carreen. It is a kind of bifoliate/ribbed rim. The walls are convex and divergent. The diameter varies from 24-40cm.

13. MHR2002.B7.11; class 5 variant 1, type 3; FG4b; ext. diam. 38cm.
14. MHR2002.C8.8; class 5 variant 1, type 3; FG4b; ext. diam. 24cm.
15. MHR2002.C12.11; class 5 variant 1, type 3; FG4b; ext. diam. 28cm.

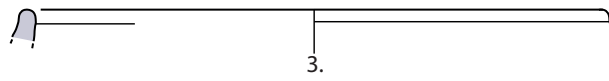
Class 5 variant 1



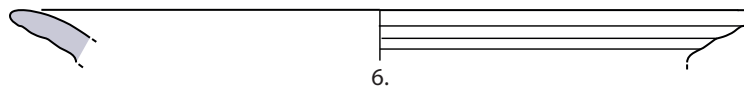
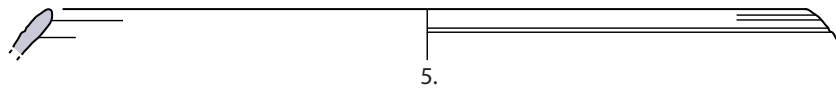
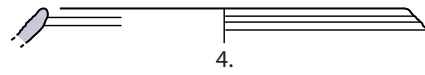
Type 4



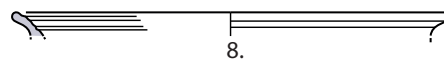
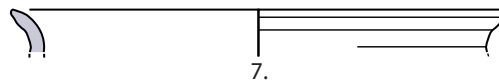
Type 5



Type 6



Type 7



Type 8

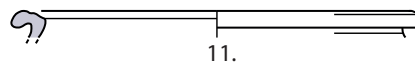
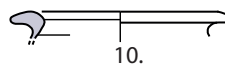


Plate 12: Class 5 variant 1

0 5 cm

## Plate 12 (Class 5 variant 1)

### *Type 4*

This is a basin with a simple slightly out-turned and round rim. The walls are straight and divergent and show corrugations on the external surface. The diameter is approximately 37cm.

1. MHR2002.C10.19; class 5 variant 1, type 4; FG4b; ext. diam. 37cm.

### *Type 5*

This is a plate with an almost straight or slightly in-turned and thinned rim. The junction between the rim portion and the body is marked by an external careen. The walls are probably convex and divergent. The diameter is approximately 24cm.

2. MHR2002.A1.20; class 5 variant 1, type 5; FG4c; ext. diam. 24cm.

### *Type 6*

This is a jar or basin with in-turned rim in the continuity of the walls that are straight and convergent. The lip is gently thinned or round. Corrugations are present on the external surface. The diameter varies considerably from 19- 40cm.

3. MHR2002.A11.7; class 5 variant 1, type 6; FG4b; ext. diam. 31cm.
4. MHR2002.C4.25; class 5 variant 1, type 6; FG4b; int. diam. 19cm.
5. MHR2002.F-NW.40.20; class 5 variant 1, type 6; FG4b; ext. diam. 40cm.

### *Type 7*

This is probably a jar with an out-turned and splayout rim. The lip is slightly thin or rounded. Corrugations are visible on the external part of the rim portion. The walls cannot be described due to the shortness of the potsherds. The diameter varies from 20-40cm.

6. MHR2002.D16.5; class 5 variant 1, type 7; FG18; ext. diam. 40cm.
7. MHR2002.B5.14; class 5 variant 1, type 7; FG4b; ext. diam. 26cm.
8. MHR2002.C4.31; class 5 variant 1, type 7; FG4b; ext. diam. 23cm.

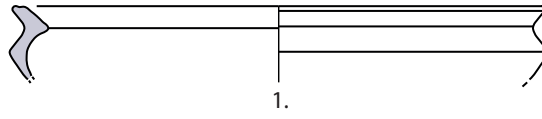
### *Type 8*

This is a jar or a cooking pot with an everted and thick rim that is a bit elongated. The walls are straight/concave and convergent. The diameter varies from 10-30cm.

9. MHR2002.C7.19; class 5 variant 1, type 8; FG4b; ext. diam. 27cm.
10. MHR2002.A9.8; class 5 variant 1, type 8; FG4b; ext. diam. 10cm.
11. MHR2002.B1.28; class 5 variant 1, type 8; FG4a; ext. diam. 21cm.

Class 5 variant 1

Type 9 variant 1



Type 9 variant 2

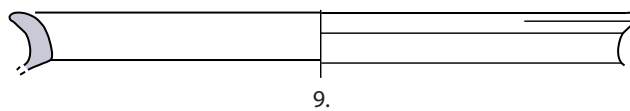
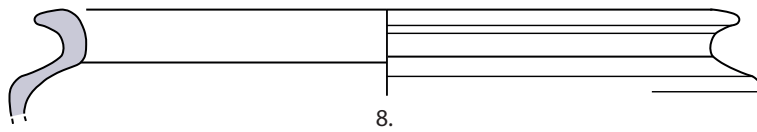
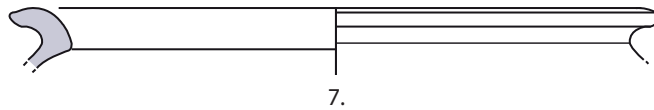
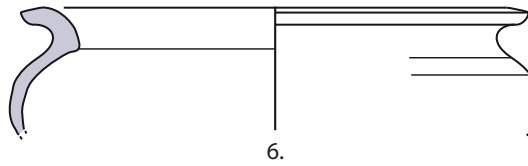
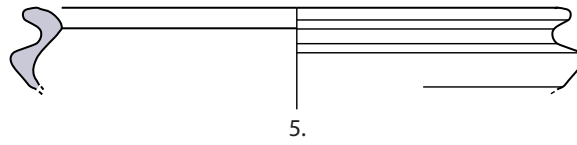
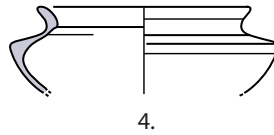
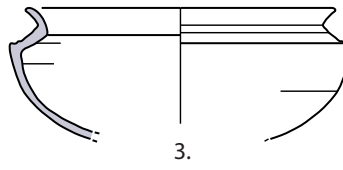


Plate 13: Class 5 variant 1

0 5 cm

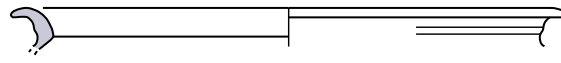
## Plate 13 (Class 5 variant 1)

### *Type 9*

This pot has an everted rim marked by an internal careen and a rounded or slightly thinned lip. The walls are convex and convergent, sometimes with an external careen separating the upper part from the lower part of the body. The diameter varies from 10-40cm. Type 9 variant 1 has a straight-everted rim with corrugations on the internal surface. Type 9 variant 2 has a more splayout-everted rim while type 9 variant 3 has a more drooping-everted rim.

1. MHR2002.C5.1; class 5 variant 1, type 9 variant 1; FG4b; ext. diam. 28cm.
2. MHR2002.C9.28; class 5 variant 1, type 9 variant 1; FG4b; ext. diam. 25cm.
3. MHR2002.C10.13; class 5 variant 1, type 9 variant 2; FG4b; ext. diam. 16cm.
4. MHR2002.C8.7; class 5 variant 1, type 9 variant 2; FG4b; ext. diam. 11cm.
5. MHR2002.B1.6; class 5 variant 1, type 9 variant 2; FG4b; ext. diam. 29cm.
6. MHR2002.B5.1; class 5 variant 1, type 9 variant 2; FG4b; ext. diam. 27cm.
7. MHR2002.B6.2; class 5 variant 1, type 9 variant 2; FG4b; ext. diam. 33cm.
8. MHR2002.C1-18.34; class 5 variant 1, type 9 variant 2; FG4b; ext. diam. 37cm.
9. MHR2002.A4.19; class 5 variant 1, type 9 variant 2; FG4b; ext. diam. 33cm.

# Class 5 variant 1



1.

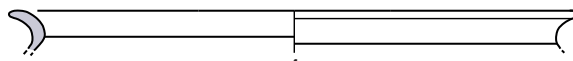
Type 9 variant 2



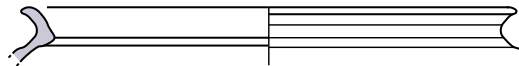
2.



3.

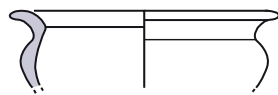


4.

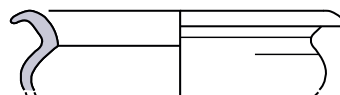


5.

Type 9 variant 3



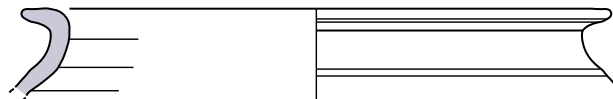
6.



7.



8.

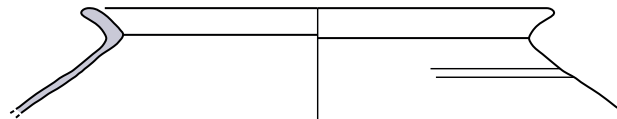


9.

Type 10 variant 1



10.



11.

Plate 14: Class 5 variant 1

0 5 cm

## Plate 14 (Class 5 variant 1)

### *Type 9*

1. MHR2002.B2.18; class 5 variant 1, type 9 variant 2; FG4b; int. diam. 26cm.
2. MHR2002.B2.12; class 5 variant 1, type 9 variant 2; FG4b; ext. diam. 25cm.
3. MHR2002.A4.22; class 5 variant 1, type 9 variant 2; FG4b; ext. diam. 23cm.
4. MHR2002.A4.25; class 5 variant 1, type 9 variant 2; FG4b; ext. diam. 30cm.
5. MHR2002.C7.6; class 5 variant 1, type 9 variant 3; FG4b; ext. diam. 26cm.
6. MHR2002.B6.5; class 5 variant 1, type 9 variant 3; FG4b; int. diam. 12cm.
7. MHR2002.B2.16; class 5 variant 1, type 9 variant 3; FG4b; ext. diam. 18cm.
8. MHR2002.C4.13; class 5 variant 1, type 9 variant 3; FG4b; ext. diam. 40cm.

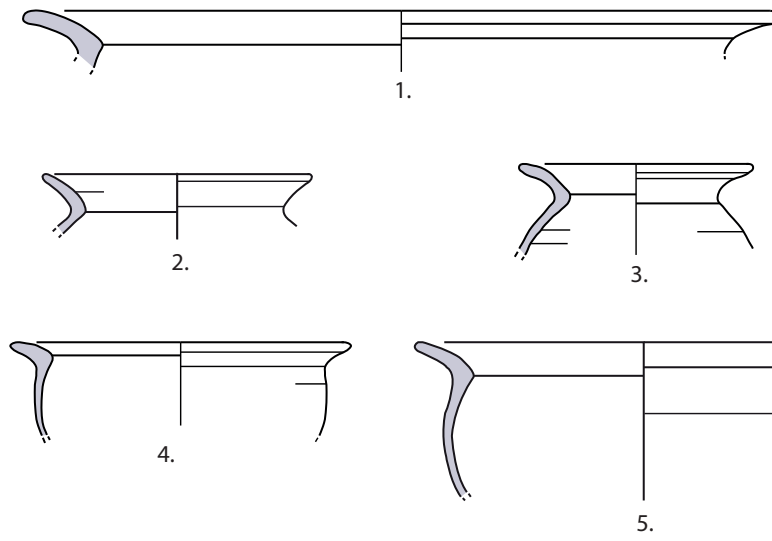
### *Type 10*

This is a pot with an everted and elongated rim enhanced by an internal careen and a rounded or slightly lip. The walls are most of the time straight and convergent walls but can be, like for type 10 variant 2, convex and convergent walls. For both variants, an external careen can separate the upper part from the lower part of the body. The diameter varies from 10-40cm. Type 10 variant 1 has always straight and convergent walls for the upper part of the body, while type 10 variant 2 has convex and convergent walls and more elongated everted rim.

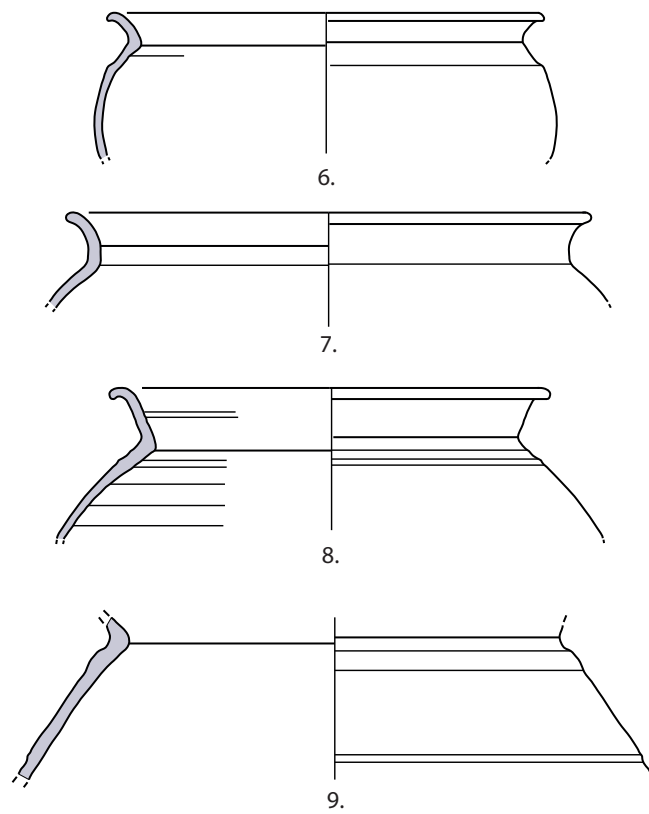
9. MHR2002.B1.3; class 5 variant 1, type 10 variant 1; FG4b; ext. diam. 31cm.
10. MHR2002.B9.6; class 5 variant 1, type 10 variant 1; FG4b; ext. diam. 25cm.
11. MHR2002.C11.6; class 5 variant 1, type 10 variant 1; FG4b; ext. diam. 25cm.



Class 5 variant 1



Type 10 variant 2



Type 11

*Plate 15: Class 5 variant 1*

0 5 cm

## Plate 15 (Class 5 variant 1)

### *Type 10*

1. MHR2002.E15.9; class 5 variant 1, type 10 variant 2; FG18; ext. diam. 40cm.
2. MHR2002.B6.6; class 5 variant 1, type 10 variant 2; FG4b; ext. diam. 14cm.
3. MHR2002.D16.9; class 5 variant 1, type 10 variant 2; FG4b; ext. diam. 12cm.
4. MHR2002.D17.1; class 5 variant 1, type 10 variant 2; FG4b; ext. diam. 18cm.
5. MHR2002.B8.2; class 5 variant 1, type 10 variant 2; FG4b; int. diam. 18 cm/ ext. diam. 24cm.

### *Type 11*

This pot has a very elongated-everted rim with an everted lip as well. The walls are convex and convergent sometimes with an external careen separating the upper and the lower part of the body. The diameter varies from 20-30cm.

6. MHR2002.C10.no number; class 5 variant 1, type 11; FG4b; ext. diam. 23cm.
7. MHR2002.C10.3; class 5 variant 1, type 11; FG4b; ext. diam. 27cm.
8. MHR2002.C9.5; class 5 variant 1, type 11; FG4b; ext. diam. 25cm.
9. MHR2002.D4.27; class 5 variant 1, body-sherd; FG4b; diam. around 24cm.

Class 5 variant 1

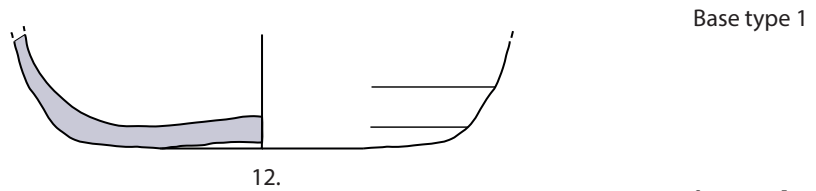
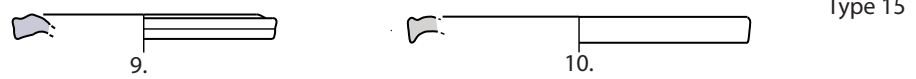
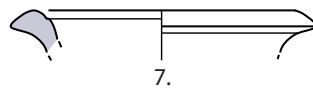
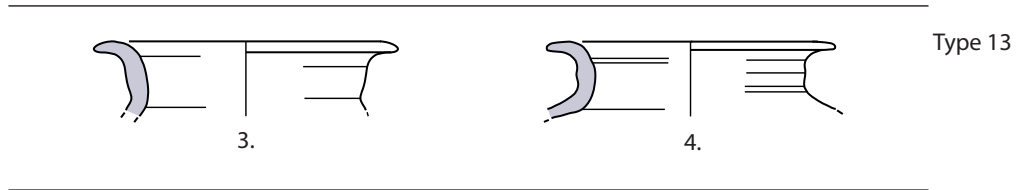
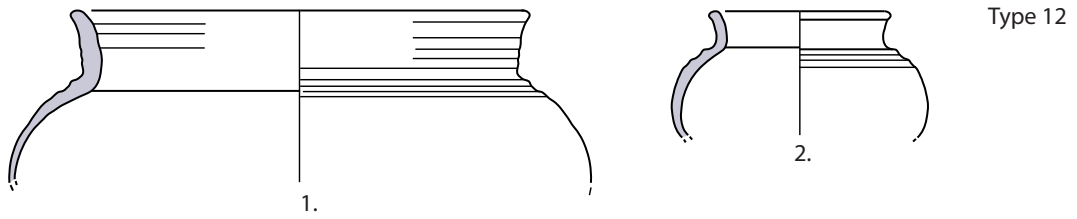


Plate 16: Class 5 variant 1

0 5 cm

## Plate 16 (Class 5 variant 1)

### *Type 12*

This jar has a neck with concave and divergent walls with a slightly out-turned and rounded rim. The walls of the body are convex and convergent, the diameter varies from 9-25cm.

1. MHR2002.C10.13; class 5 variant 1, type 12; FG4b; ext. diam. 24cm.
2. MHR2002.C11.1-2-3; class 5 variant 1, type 12; FG4b; ext. diam. 9cm.

### *Type 13*

This is a necked-jar with the walls of the neck that are concave and parallel. The rim is everted and slightly thinned. The walls of the body seem to be convex and convergent. The diameter is approximately 15cm.

3. MHR2002.D4.28; class 5 variant 1, type 13; FG4b; ext. diam. 16cm.
4. MHR2002.A4.4; class 5 variant 1, type 13; FG4b; ext. diam. 15cm.

### *Type 14*

This probably necked-jar has an everted and thick rim. The walls of the neck are straight and divergent. The diameter varies from 10-15cm. In type 14 variant 1, the rim is elongated while in type 14 variant 2, the rim is triangular.

5. MHR2002.B3.11; class 5 variant 1, type 14 variant 1; FG4b; unknown diam., here 10cm.
6. MHR2002.B3.58; class 5 variant 1, type 14 variant 2; FG4b; ext. diam. 11cm.
7. MHR2002.A2.11; class 5 variant 1, type 14 variant 2; FG4a; int. diam. 13cm.
8. MHR2002.C7.13; class 5 variant 1, type 14 variant 2; FG4b; ext. diam. 13cm.

### *Type 15*

These jars with a neck have a slightly complex everted rim with, most of the time, a niche on the upper surface. The width of the everted part of the rim is somewhat variable, but the concept is the same. The lip is flattened and the walls of the neck are probably concave and divergent. The diameter varies from 10-20cm.

9. MHR2002.A1.9; class 5 variant 1, type 15; FG4a; ext. diam. 14cm.
10. MHR2002.A3.14; class 5 variant 1, type 15; FG4a; ext. diam. 18cm.

### *Type 16*

This is a small jar with a ribbed-bifoliate rim with the walls of the neck that are concave and parallel. The diameter is approximately 10cm.

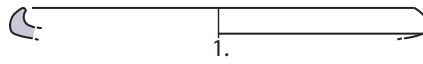
11. MHR2002.D13.8; class 5 variant 1, type 16; FG6; ext. diam. 9cm.

### *Base type 1*

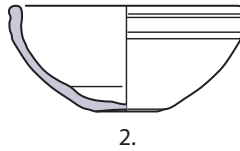
This is a flat and simple base probably obtained with a lump of clay which has been stretched to build the walls. The diameter is approximately 20cm.

12. MHR2002.F-NW.150.69; class 5 variant 1, base type 1; FG4b; ext. diam. 20cm.

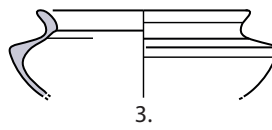
Class 5 variant 2



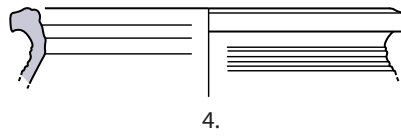
Type 1



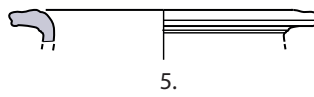
Type 2



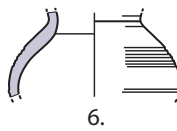
Type 3



Type 4



Type 5



*Plate 17: Class 5 variant 2*



## Plate 17 (Class 5 variant 2)

### *Type 1*

This bowl has a thinned rim with an in-turned lip. The walls are probably convex and divergent. The diameter varies from 15-25cm.

1. MHR2002.A2.1; class 5 variant 2, type 1; FG6; ext. diam. 22cm.

### *Type 2*

This is a bowl with a rounded rim with a groove on the external surface. The walls are convex and divergent. The diameter varies from 10-20cm.

2. MHR2002.C8.19-53; class 5 variant 2, type 2; FG6; ext. diam. 12cm.

### *Type 3*

This pot has an out-turned rim enhanced by an internal careen. The lip is slightly rounded or thinned. A careen can be present on the external part of the pot, at the junction between the upper part and the lower part of the pot.

3. MHR2002.F-NE.3.no number; class 5 variant 2, type 3; FG6 [drawing of MHR2002.C8.7; class 5 variant 1; ext. diam. 11cm used here to illustrate the shape].

### *Type 4*

This jar with a short neck has a complex slightly out-turned rim in 'square shape' with the upper part slightly horizontal. The external surface is flattened. Corrugations are noticed on both internal and external surfaces of the short neck and the walls. The upper part of the walls seems to be straight and convergent. The diameter varies from 15-25cm.

4. MHR2002.F-NE.3.2; class 5 variant 2, type 4; FG 13 [drawing of MHR2002.F-SE.604.1; class 5 variant 3; ext. diam. 21cm used here to illustrate the shape].

### *Type 5*

This is a jar with a short neck. The rim is out-turned and elongated, having the upper part horizontal. The external part of the lip is flattened. A ridge can be observed on this lip. The diameter is approximately 15cm.

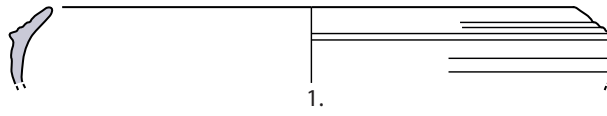
5. MHR2002.F-NE-3.8; class 5 variant 2, type 5; FG6 [MHR2002.D4.9; class 5 variant 3; int. diam. 13cm used here to illustrate the shape].

### *Shoulder*

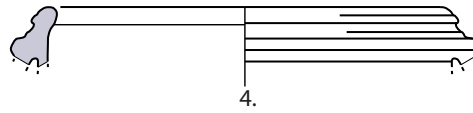
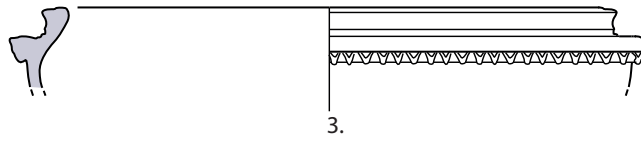
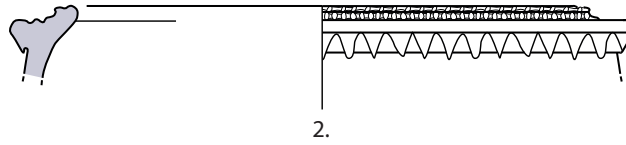
6. MHR2002.C8.9; class 5 variant 2, shoulder-bodysherd; FG6; int. diam. at the base of the neck 4cm.

# Class 5 variant 3

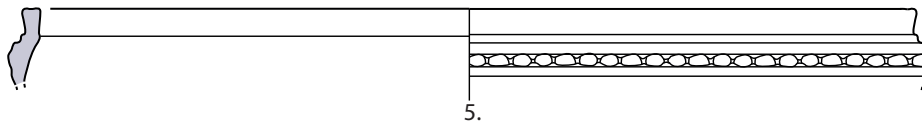
Type 1



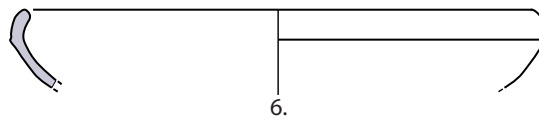
Type 2 variant 1



Type 2 variant 2



Type 3 variant 1



Type 3 variant 2

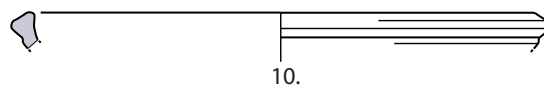
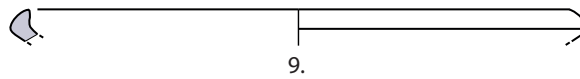
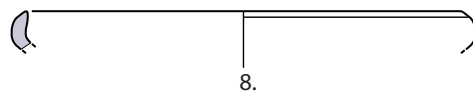
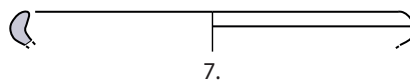


Plate 18: Class 5 variant 3

0 5 cm

## Plate 18 (Class 5 variant 3)

### *Type 1*

This basin has an in-turned rim with a thinned lip. The rim portion is elongated and marked by an external careen. The walls are convex and parallel/convergent. The diameter is approximately 30cm.

1. MHR2002.F-SE.12.12; class 5 variant 3, type 1; FG4a; ext. diam. 28cm.

### *Type 2*

This is a basin with a very complex rim. A ridge is present on the external surface, dividing the rim portion in two. The lip is thick with the upper part sometimes slightly flattened. On the external part of the rim portion, two small coils have been added, each one bearing an impressed decoration in small squares. On the lower extremity of the rim portion, another coil is visible and has been pinched. The diameter varies from 20-30cm. Type 2 variant 1 has a thicker rim portion than type 2 variant 2 but the kind of decoration is same. The diameter can also be up to 50cm.

2. MHR2002.F-SW.6.1; class 5 variant 3, type 2 variant 1; FG6; ext. diam. 26cm.
3. MHR2002.F-NE.9.6; class 5 variant 3, type 2 variant 1; FG4a; int. diam. 28cm.
4. MHR2002.D4.8; class 5 variant 3, type 2 variant 1; FG4b; ext. diam. 21cm.
5. MHR2002.D6.1; class 5 variant 3, type 2 variant 2; FG6; ext. diam. 47cm.

### *Type 3*

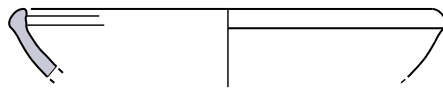
This bowl has an in-turned rim with a rounded or slightly flattened inverted lip. The walls are convex and divergent. The diameter varies from 20-25cm but can be up to 30cm. The rim portion of type 3 variant 1 is enhanced by a sharp careen on the external surface and is elongated, while type 3 variant 2 has a softer carina and the rim is shorter.

6. MHR2002.E8.6; class 5 variant 3, type 3 variant 1; FG4a; ext. diam. 27cm.
7. MHR2002.D7.no number; class 5 variant 3, type 3 variant 2; FG4a; ext. diam. 20cm.
8. MHR2002.D14.no number; class 5 variant 3, type 3 variant 2; FG6; ext. diam. 23cm.
9. MHR2002.B2.33; class 5 variant 3, type 3 variant 2; FG6; ext. diam. 29cm.
10. MHR2002.D11.1; class 5 variant 3, type 3 variant 2; FG4a; ext. diam. 27cm.



Class 5 variant 3

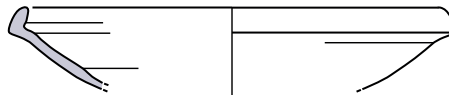
Type 3 variant 2



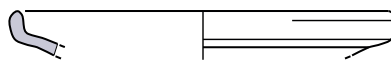
1.



2.



3.

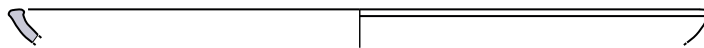


4.

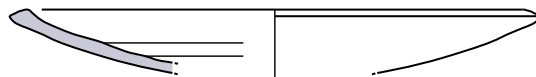


5.

Type 4

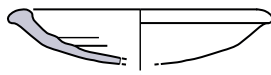


6.

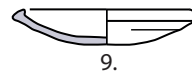


7.

Type 5 variant 1



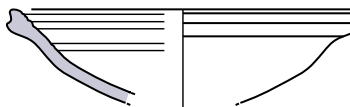
8.



9.



10.



11.

Type 5 variant 2



12.

Plate 19: Class 5 variant 3

0 5 cm

## Plate 19 (Class 5 variant 3)

### *Type 3*

1. MHR2002.E3.1; class 5 variant 3, type 3 variant 2; FG4a; ext. diam. 22cm.
2. MHR2002.F-NW.116.5; class 5 variant 3, type 3 variant 2; FG6; ext. diam. 18cm.
3. MHR2002.E13.2; class 5 variant 3, type 3 variant 2; FG6; ext. diam. 22cm.
4. MHR2002.D11.12; class 5 variant 3, type 3 variant 2; FG3; ext. diam. 20cm.

### *Type 4*

This is a bowl with a simple, out-turned and slightly thick rim. The walls are convex and divergent. The diameter varies from 15-30cm, but it can be up to 40cm.

5. MHR2002.E14.3; class 5 variant 3, type 4; FG6; ext. diam. 17cm.
6. MHR2002.E4.6; class 5 variant 3, type 4; FG6; ext. diam. 37cm.

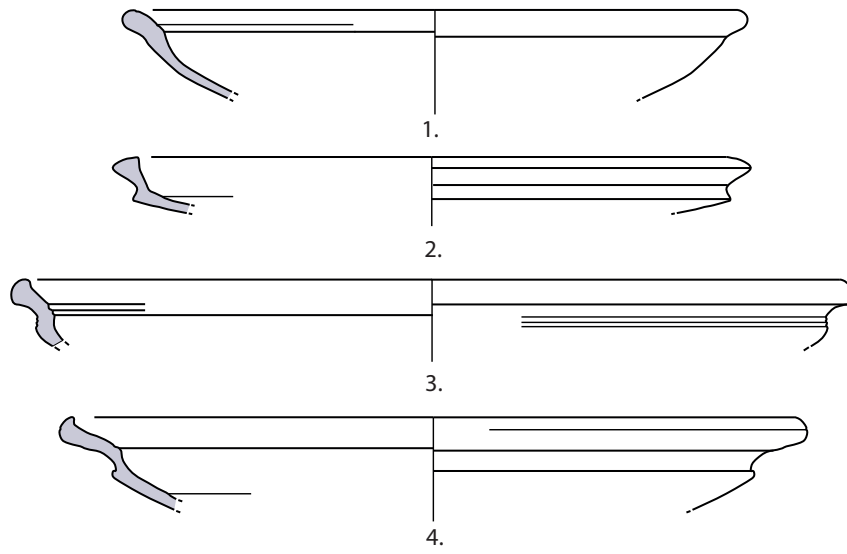
### *Type 5*

This plate/bowl has out-turned rim that is slightly thick and flattened on the upper part. The walls are almost straight and divergent. The diameter varies from 10-20cm, but can be up to 30cm. For type 5 variant 1, the walls are straight but for type 5 variant 2, they show a soft carina on the external surface and the upper part of the lip can present a ridge.

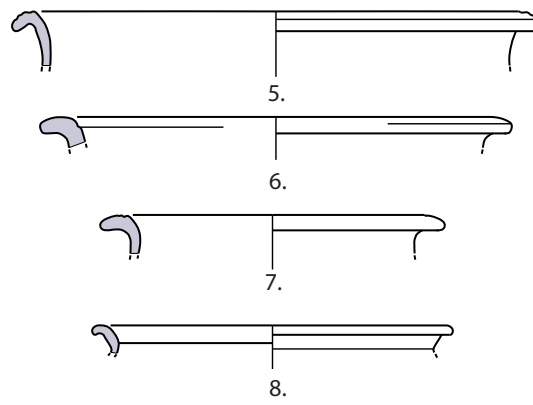
7. MHR2002.F-NW.126.17; class 5 variant 3, type 5 variant 1; FG6; ext. diam. 28cm.
8. MHR2002.C9.13; class 5 variant 3, type 5 variant 1; FG4b; ext. diam. 14cm.
9. MHR2002.F-NW.34.21; class 5 variant 3, type 5 variant 1; FG6; ext. diam. 10cm.
10. MHR2002.F-NW.40.21bis; class 5 variant 3, type 5 variant 1; FG6; ext. diam. 12cm.
11. MHR2002.F-SE.12.19; class 5 variant 3, type 5 variant 2; FG4a; ext. diam. 18cm.
12. MHR2002.F-NW.120.7; class 5 variant 3, type 5 variant 2; FG6; ext. diam. 23cm.

Class 5 variant 3

Type 6



Type 7



Type 8

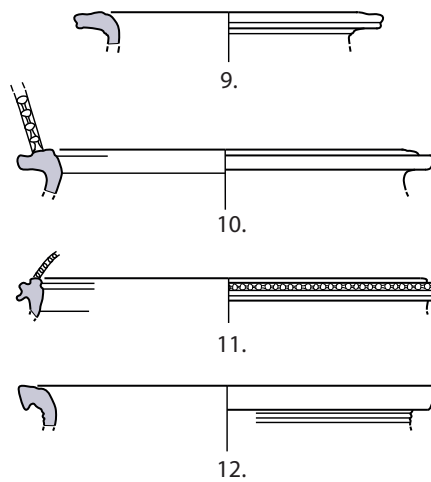


Plate 20: Class 5 variant 3

0 5 cm

## Plate 20 (Class 5 variant 3)

### Type 6

This is a plate with an out-turned rim and a round or flattened lip also called *bord à marli*. The rim portion is elongated and enhanced by an internal and an external carina. The walls are straight and divergent. The diameter varies from 30-40cm.

1. MHR2002.F-SE.816.27; class 5 variant 3, type 6; FG6; ext. diam. 33cm.
2. MHR2002.F-NW.121.14; class 5 variant 3, type 6; FG4a; ext. diam. 32cm.
3. MHR2002.D4.1; class 5 variant 3, type 6; FG3; ext. diam. 44cm.
4. MHR2002.F-NW.120.6; class 5 variant 3, type 6; FG6; ext. diam. 38cm.

### Type 7

This jar probably with a neck has an everted and drooping rim with a slightly round lip. The walls of the neck seem to be concave and parallel but the shortness of the potsherds doesn't allow us to provide more details. The diameter varies from 18-30cm.

5. MHR2002.C4.14; class 5 variant 3, type 7; FG6; ext. diam. 28cm.
6. MHR2002.D11.11; class 5 variant 3, type 7; FG4a; ext. diam. 24cm.
7. MHR2002.D14.11; class 5 variant 3, type 7; FG6; ext. diam. 18cm.
8. MHR2002.E12.12; class 5 variant 3, type 7; FG4a; ext. diam. 19cm.

### Type 8

This is jar with a very short neck almost absent and an everted, slightly elongated rim, having the upper part horizontal. The external surface of the lip is flattened with a ridge. Very often, a line with an incised and/or impressed decoration showing small squares is visible on the upper and internal surface of the rim portion. The walls of the upper part of the jar are straight and convergent. Still on the upper part of the jar, an incised decoration similar to the one present on the rim portion is often visible as well as an impressed-stamped decoration with a flower or sun-pattern. An incised line of 'waves' and/or of short oblique lines can also be present. The diameter varies from 20-25cm but can also be around 15cm.

9. MHR2002.D4.9; class 5 variant 3, type 8; FG3; int. diam. 13cm.
10. MHR2002.C1-17.2; class 5 variant 3, type 8; FG4a; ext. diam. 22 cm; impressed decoration on the top of the rim.
11. MHR2002.D4.no number; class 5 variant 3, type 8; FG4a; ext. diam. 21 cm; impressed decoration on the top of the rim.
12. MHR2002.E6.2; class 5 variant 3, type 8; FG6; ext. diam. 22 c.

Class 5 variant 3

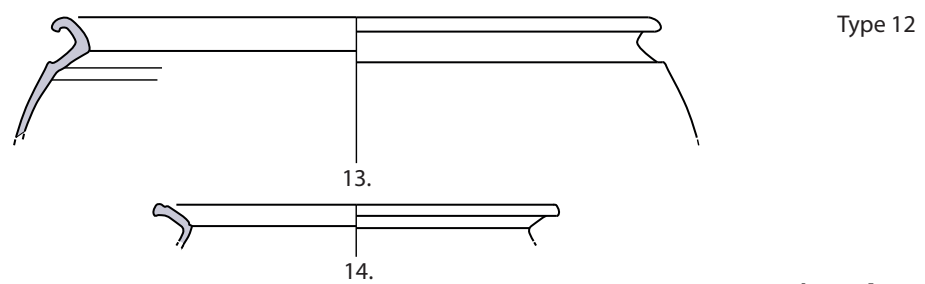
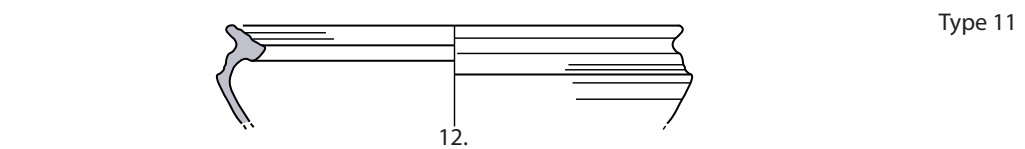
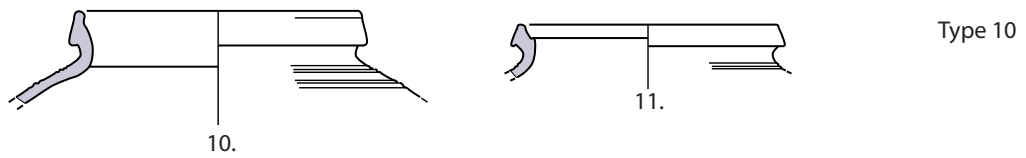
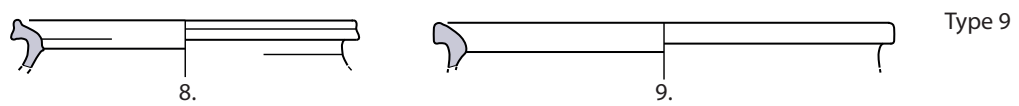
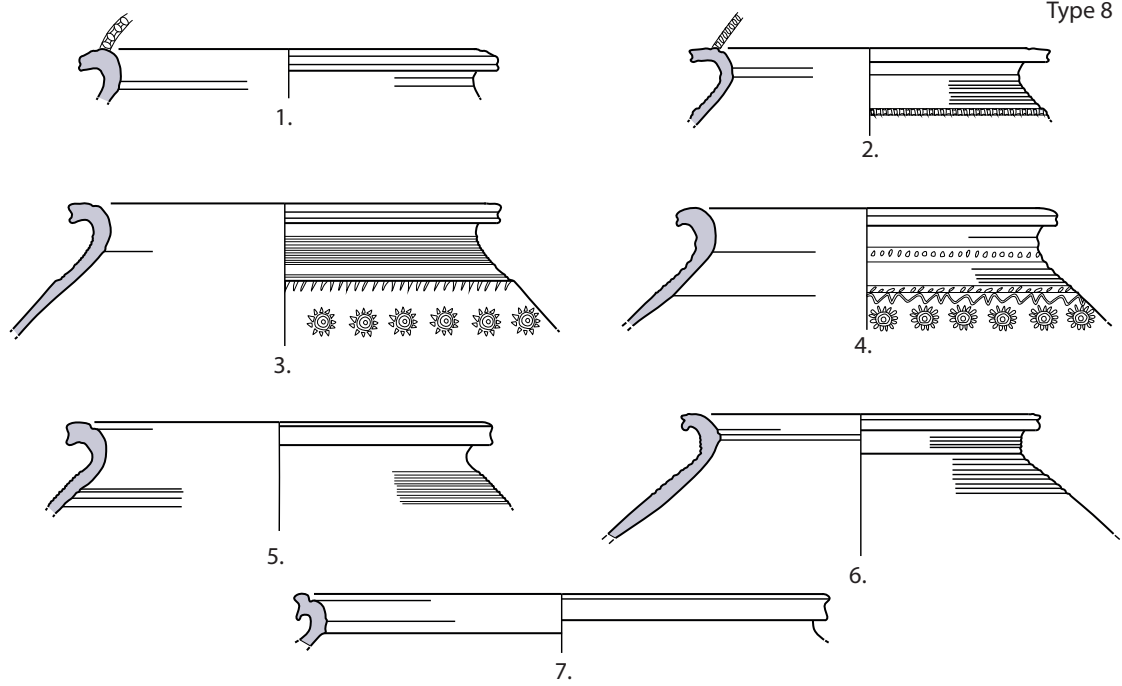


Plate 21: Class 5 variant 3

0 5 cm

## Plate 21 (Class 5 variant 3)

### *Type 8*

1. MHR2002.E12.7; class 5 variant 3, type 8; FG6; ext. diam. 20 cm; impressed decoration on the top of the rim.
2. MHR2002.F-NW.40.2; class 5 variant 3, type 8; FG6; ext. diam. 19 cm; impressed decoration on the top of the rim.
3. MHR2002.F-NW.120.1; class 5 variant 3, type 8; FG6; ext. diam. 23 cm; one horizontal line of incised short oblique lines at the junction between the neck and the shoulder along with a horizontal line of stamped decoration in pattern of "flower/sun" on the shoulder.
4. MHR2002.F-NW.124.1; class 5 variant 3, type 8; FG4a; ext. diam. 20 cm; one horizontal line of incised waves at the junction between the neck and the shoulder along with a horizontal line of stamped decoration in pattern of "flower/sun" on the shoulder.
5. MHR2002.F-SE.816.1; class 5 variant 3, type 8; FG6; ext. diam. 22cm.
6. MHR2002.D14.19-18; class 5 variant 3, type 8; FG6; ext. diam. 19cm.
7. MHR2002.C9.34; class 5 variant 3, type 9; FG4b; ext. diam. 28cm.

### *Type 9*

This jar has an everted rim that is slightly elongated and marked by an internal soft carination. The lip is most of the time flattened but can show a ridge on the external surface and looking like a ribbed/bifoliate rim. The walls of the upper part of the jar are straight and convergent. The diameter oscillated between 20-30cm.

8. MHR2002.C8.6; class 5 variant 3, type 9; FG11; ext. diam. 18cm.
9. MHR2002.E3.5; class 5 variant 3, type 9; FG4a; ext. diam. 24cm.

### *Type 10*

This is a jar with a slightly everted and stripped rim that is flanged under-cut. An internal soft carina is visible between the rim portion and the upper part of the jar. The walls of this upper part of the jar seems to be straight and convergent. The diameter is approximately 15cm.

10. MHR2002.E10.1; class 5 variant 3, type 10; FG4a; ext. diam. 15cm.
11. MHR2002.C7.5; class 5 variant 3, type 10; FG8b; ext. diam. 14cm.

### *Type 11*

This pot has an everted and slightly round rim that is elongated. The rim portion is thick and enhanced by a sharp internal carina. Corrugations on the internal surface are also visible. Very often, an external carina is visible at the junction of the upper and lower parts of the pot. The walls are convex and divergent. The diameter varies from 20-25cm.

12. MHR2002.F-SE.16.no number; class 5 variant 3, type 11; FG6; ext. diam. 24cm.

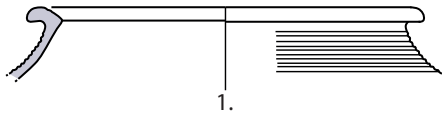
### *Type 12*

This is a pot with an everted rim with an everted lip as well. The rim portion is elongated and thinner than for type 11. Here also, an internal carina is present such as an external carina visible at the junction of the upper and lower parts of the pot. The walls of the upper part of the pot look convex and convergent. The diameter varies from 20-35cm.

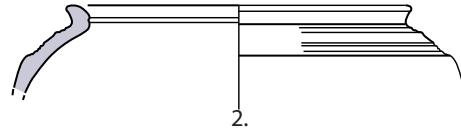
13. MHR2002.C9.22; class 5 variant 3, type 12; FG4b; ext. diam. 32cm.
14. MHR2002.E12.13; class 5 variant 3, type 12; FG4a; ext. diam. 21cm.

Class 5 variant 3

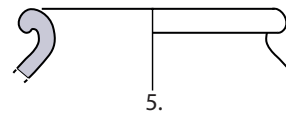
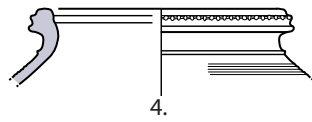
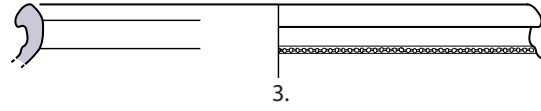
Type 13 variant 1



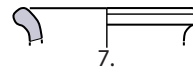
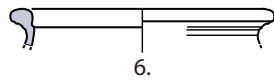
Type 13 variant 2



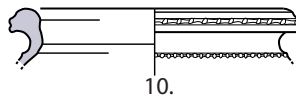
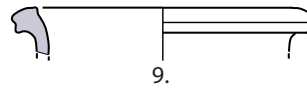
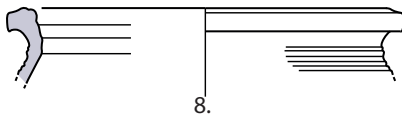
Type 14 variant 1



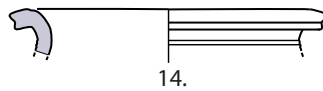
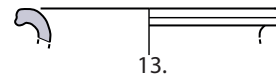
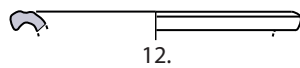
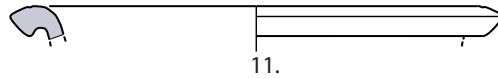
Type 14 variant 2



Type 14 variant 3



Type 15



Type 16 variant 1

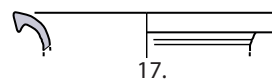
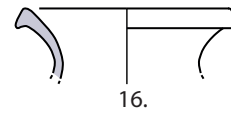
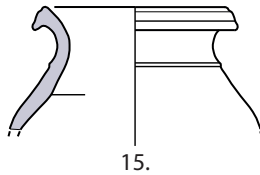


Plate 22: Class 5 variant 3



## Plate 22 (Class 5 variant 3)

### *Type 13*

This pot has an everted and round rim. The rim portion is short and marked by an internal carina. The walls of the upper part of the pot are convex and convergent. The diameter is approximately 20cm. The rim of type 13 variant 1 is slightly elongated and the walls are straighter and more convergent compared to type 13 variant 2.

1. MHR2002.F-SE.14.2; class 5 variant 3, type 13 variant 1; FG4b; ext. diam. 21cm.
2. MHR2002.F-SE.12.3; class 5 variant 3, type 13 variant 2; FG4b; ext. diam. 18cm.

### *Type 14*

This jar with a very short neck has an everted and thick rim. The upper part of the jar has straight and convergent walls. The diameter varies from 15-20cm but can go up to 30cm. The rim of type 14 variant 1 is thick and simply everted, while type 14 variant 2 has a rounded rim a bit less everted and type 14 variant 3 has a 'square-shape' rim with a ridge a flattened external surface. A line of small squares which have been incised is often visible on the external surface of type 14 variant 3.

3. MHR2002.E12.6; class 5 variant 3, type 14 variant 1; FG4a; ext. diam. 27cm.
4. MHR2002.E15.3-4; class 5 variant 3, type 14 variant 1; FG6; ext. diam. 13cm.
5. MHR2002.E6.1; class 5 variant 3, type 14 variant 1; FG4b; ext. diam. 14cm.
6. MHR2002.D4.5; class 5 variant 3, type 14 variant 2; FG3; ext. diam. 14cm.
7. MHR2002.E3.no number; class 5 variant 3, type 14 variant 2; FG4a; ext. diam. 10cm.
8. MHR2002.F-SE.604.1; class 5 variant 3, type 14 variant 3; FG6; ext. diam. 21cm.
9. MHR2002.D8.5; class 5 variant 3, type 14 variant 3; FG8; ext. diam. 15cm.
10. MHR2002.E13.20; class 5 variant 3, type 14 variant 3; FG4a; ext. diam. 14cm.

### *Type 15*

This jar probably with a neck has an everted and drooping rim which is thick and with a flattened lip. The walls of the neck seem concave and convergent. The diameter is approximately 15cm but can go up to 26cm.

11. MHR2002.C4.15; class 5 variant 3, type 15; FG6; ext. diam. 26cm.
12. MHR2002.C5.14; class 5 variant 3, type 15; FG6; ext. diam. 15cm.
13. MHR2002.D4.10; class 5 variant 3, type 15; FG4a; ext. diam. 14cm.
14. MHR2002.E4.no number; class 5 variant 3, type 15; FG6; int. diam. 14cm.

### *Type 16*

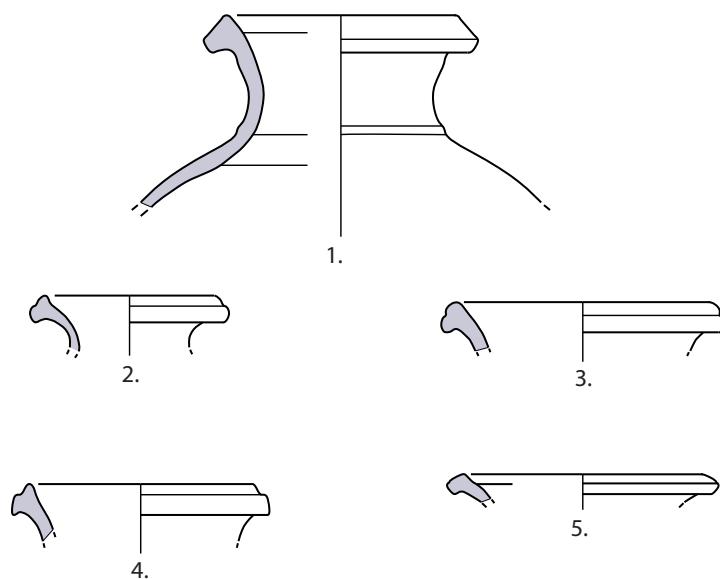
This is a necked-jar with an everted rim and lip, slightly drooping. The walls of the neck are concave and divergent while the walls of the upper part of the jar are straight and convergent. The diameter varies from 10-15cm. The rim of type 16 variant 1 is a simple everted rim, while the rim of type 16 variant 2 is thicker and has a flattened external surface.

15. MHR2002.C10.20; class 5 variant 3, type 16 variant 1; FG8b; ext. diam. 9.5cm.
16. MHR2002.F-SE.621.no number; class 5 variant 3, type 16 variant 1; FG7b; ext. diam. 11cm.
17. MHR2002.D13.4; class 5 variant 3, type 16 variant 1; FG6; ext. diam. 14cm.

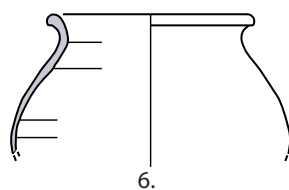


Class 5 variant 3

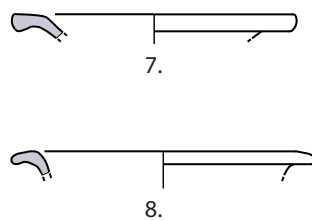
Type 16 variant 2



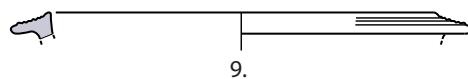
Type 17



Type 18



Type 19



Type 20

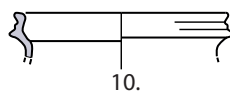


Plate 23: Class 5 variant 3

0 5 cm

## Plate 23 (Class 5 variant 3)

### *Type 16*

1. MHR2002.C9.7-3-4-1-2; class 5 variant 3, type 16 variant 2; FG1a; int. diam. 12cm.
2. MHR2002.C5.19; class 5 variant 3, type 16 variant 2; FG1a; ext. diam. 9cm.
3. MHR2002.C5.20; class 5 variant 3, type 16 variant 2; FG1a; ext. diam. 14cm.
4. MHR2002.C5.22; class 5 variant 3, type 16 variant 2; FG4a; ext. diam. 12cm.
5. MHR2002.E6.10; class 5 variant 3, type 16 variant 2; FG6; int. diam. 13cm.

### *Type 17*

This jar has a very short neck. The rim is slightly everted and rounded. A soft internal carina marks the junction between the rim portion and the very short neck. The walls of the upper part of the jar are convex and convergent. The diameter is approximately 10cm.

6. MHR2002.C4.10; class 5 variant 3, type 17; FG6; ext. diam. 11cm.

### *Type 18*

This jar probably with a neck has an out-turned rim that is thick and elongated horizontally. The external surface is slightly flattened. The shortness of the potsherd doesn't allow to provide further details regarding the orientation of the walls. The diameter is approximately 15cm.

7. MHR2002.E4.4; class 5 variant 3, type 18; FG6; ext. diam. 15cm.
8. MHR2002.E6.7; class 5 variant 3, type 18; FG6; ext. diam. 16cm.

### *Type 19*

This is a jar probably with a neck. The rim is out-turned, thick, elongated and slightly drooping. The upper part of the lip is flattened and corrugations are visible. No details are available for the orientation of the walls. The diameter is approximately 25cm.

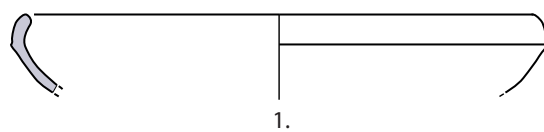
9. MHR2002.C9.no number; class 5 variant 3, type 19; FG6; ext. diam. 24cm.

### *Type 20*

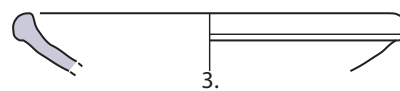
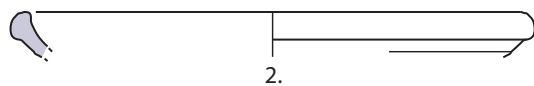
This necked-jar has a bifoliate/ribbed rim that is in the continuity of the straight and parallel walls of neck. The diameter is approximately 10cm.

10. MHR2002.C4.24; class 5 variant 3, type 20; FG6; ext. diam. 11cm.

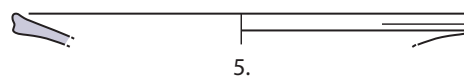
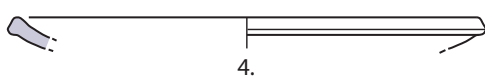
# Class 5 variant 4



Type 1



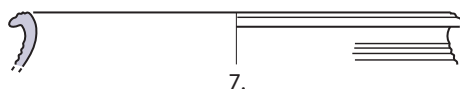
Type 2 variant 1



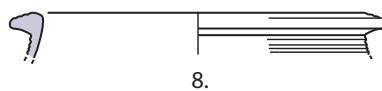
Type 2 variant 2



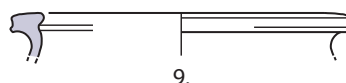
Type 2 variant 3



Type 3 variant 1

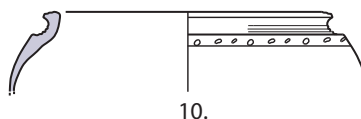


8.



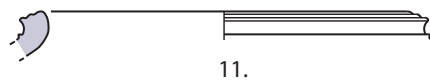
9.

Type 3 variant 2



10.

Type 4



11.

Type 5

Plate 24: Class 5 variant 4

0 5 cm

## Plate 24 (Class 5 variant 4)

### *Type 1*

This basin has an in-turned rim, slightly rounded. The rim portion is slightly elongated and the junction with the body is enhanced by a soft external carina. The walls are convex and divergent. The diameter varies from 25-30cm.

1. MHR2002.F-NE.438.3; class 5 variant 4, type 1; FG7b; ext. diam. 27cm [drawing of MHR2002.E8.6; class 5 variant 3 used to illustrate the shape].

### *Type 2*

This shallow bowl has an out-turned, round and thick rim. The walls are convex/straight and divergent. The diameter varies from 20-30cm. Type 2 variant 1 has a round rim with a slightly inverted lip, while type 2 variant 2 has a round rim with a flattened lip. Type 2 variant 3 has a simple out-turned and round rim in the continuity of the straight and divergent walls.

2. MHR2002.D12.17; class 5 variant 4, type 2 variant 1; FG8a; ext. diam. 27cm.
3. MHR2002.D13.17; class 5 variant 4, type 2 variant 1; FG8a; ext. diam. 20cm.
4. MHR2002.D13.no number; class 5 variant 4, type 2 variant 2; FG17; ext. diam. 25cm.
5. MHR2002.E16.7; class 5 variant 4, type 2 variant 2; FG6; ext. diam. 24cm.
6. MHR2002.D1.5; class 5 variant 4, type 2 variant 3; FG1a; ext. diam. 21cm.

### *Type 3*

This jar probably with a neck has an everted, slightly thick and drooping rim. The walls of the possible neck are concave and convergent. The diameter varies from 20-25cm. Type 3 variant 1 has an everted and out-turned rim while type 3 variant 2 has a slightly out-turned 'square-shape' rim with the top of the lip which is flattened and a ridge on the external side of the lip.

7. MHR2002.E6.30; class 5 variant 4, type 3 variant 1; FG6; ext. diam. 23cm.
8. MHR2002.F-NE.443.6; class 5 variant 4, type 3 variant 1; FG6; ext. diam. 20cm.
9. MHR2002.D8.1; class 5 variant 4, type 3 variant 2; FG13; ext. diam. 18cm.

### *Type 4*

This pot has a slightly in-turned rim that is thick and flattened on the upper part. The lip is slightly everted. A sharp carina enhances the junction between the rim portion and the upper part of the body. An incised decoration with small round dots is visible on the external surface of one potsherd, just below the carina. The walls are convex and convergent. The diameter is approximately 15cm.

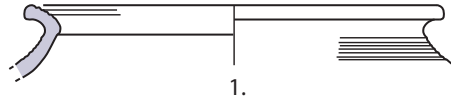
10. MHR2002.E5.1; class 5 variant 4, type 4; FG6; ext. diam. 15cm.

### *Type 5*

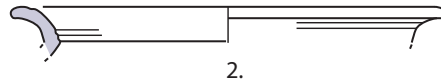
This is a pot with an in-turned and thick rim of which the lip is flattened. The shortness of the potsherd doesn't allow to describe the orientation of the walls. The diameter is approximately 19cm.

11. MHR2002.D4.2; class 5 variant 4, type 5; FG14; int. diam. 19cm.

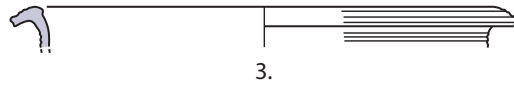
Class 5 variant 4



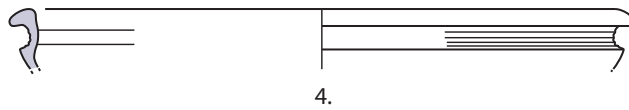
Type 6 variant 1



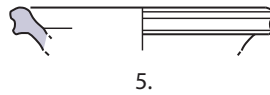
Type 6 variant 2



Type 7



Type 8



Type 9

*Plate 25: Class 5 var 4*

0 5 cm

## Plate 25 (Class 5 variant 4)

### *Type 6*

This pot has an out-turned rim that is elongated. The lip is rounded. The junction between the rim portion and the upper part of the pot is marked by a sharp internal carination. The walls of the upper part of the pot are concave and convergent. The diameter varies from 20-25cm.

Type 6 variant 1 has a round rim while type 6 variant 2 has also a round rim but which is a bit drooping.

1. MHR2002.F-NW.18.2; class 5 variant 4, type 6 variant 1; FG4a; ext. diam. 22cm.
2. MHR2002.E8.7; class 5 variant 4, type 6 variant 2; FG7b; ext. diam. 23cm.

### *Type 7*

This is a pot or a jar with neck having an everted and drooping rim. The extremity of the lip is flattened. The walls of the neck seem concave and parallel. The diameter varies from 25-30cm.

3. MHR2002.C5.3; class 5 variant 4, type 7; FG6; ext. diam. 27cm.

### *Type 8*

This pot has a thick and everted rim. An external carina is visible on some potsherds such as corrugations on the external surface of the very short neck. The walls are probably convex and divergent. The diameter is approximately 30cm.

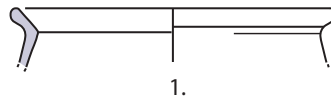
4. MHR2002.F-SE.816.1; class 5 variant 4, type 8; FG6; ext. diam. 33cm.

### *Type 9*

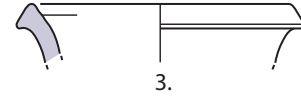
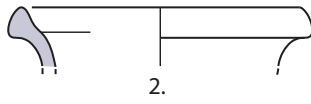
This necked-jar has an out-turned and slightly bifoliate/ribbed rim. The walls of the neck are straight and divergent. The diameter is approximately 15cm.

5. MHR2002.E4.7; class 5 variant 4, type 9; FG2h; ext. diam. 14cm.

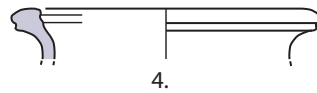
Class 6 variant 1



Type 1

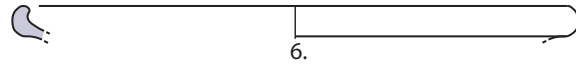
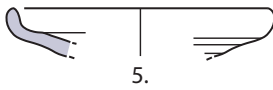


Type 2

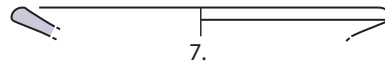


Type 3

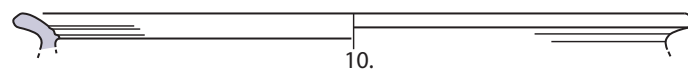
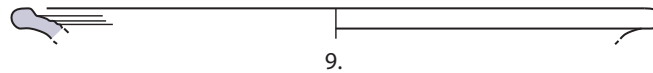
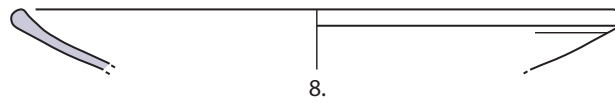
Class 6 variant 2



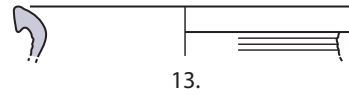
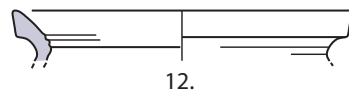
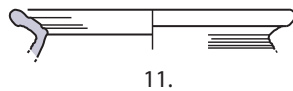
Type 1



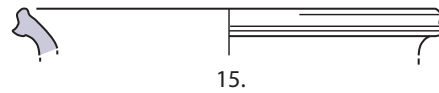
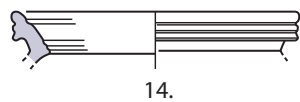
Type 2



Type 3



Type 4 variant 1



Type 4 variant 2

0 5 cm

Plate 26: Class 6 variant 1 and Class 6 variant 2

## Plate 26 (Class 6 variant 1 and Class 6 variant 2)

### Class 6 variant 1

#### *Type 1*

This pot has an everted and round rim. The junction with the body is enhanced by a sharp internal careen. The upper part of the walls seems to be straight and convergent. The diameter is approximately 15cm.

1. MHR2002.E5.2; class 6 variant 1, type 1; FG10; ext. diam. 17cm.

#### *Type 2*

This is a necked-jar with an out-turned rim and an everted lip. The walls of the neck are not well preserved and do not allow a proper description. The diameter is approximately 15cm.

2. MHR2002.C1.13; class 6 variant 1, type 2; FG1a; ext. diam. 15cm.
3. MHR2002.F-SE.816.2; class 6 variant 1, type 2; FG8a; ext. diam. 14cm.

#### *Type 3*

This necked-jar has an out-turned and thick rim in 'square-shape' with a groove on the external surface. Like for type 2, the walls are not preserved enough to be described.

4. MHR2002.D7.2; class 6 variant 1, type 3; FG2a; ext. diam. 16cm.

### Class 6 variant 2

#### *Type 1*

This shallow bowl has an in-turned rim that can be slightly thinned but that is round most of the time. The junction with the walls is marked by a soft external careen. The walls are straight and divergent. The diameter varies from 15-30cm.

5. MHR2002.F-NW.6.28; class 6 variant 2, type 1; FG13; ext. diam. 14cm.
6. MHR2002.D14.no number; class 6 variant 2, type 1; FG14; ext. diam. 29cm.

#### *Type 2*

This bowl or plate has a round rim in the continuity of the walls that are straight or slightly convex and divergent. In one case, the lip is gently incurved. The diameter varies from 20-35cm.

7. MHR2002.F-NW.6.29; class 6 variant 2, type 2; FG13; ext. diam. 20cm.
8. MHR2002.E11.11; class 6 variant 2, type 2; FG2a; ext. diam. 32cm.
9. MHR2002.E9.5; class 6 variant 2, type 2; FG6; ext. diam. 34cm.

#### *Type 3*

This jar has an everted rim with a round lip. The junction with the body is marked by a sharp internal careen and the internal surface of the rim usually shows corrugations. The upper part of the walls seems straight and convergent. The diameter varies from 15-35cm.

10. MHR2002.E6.31; class 6 variant 2, type 3; FG7b; ext. diam. 33cm.
11. MHR2002.D4.3; class 6 variant 2, type 3; FG16; ext. diam. 15cm.

#### *Type 4*

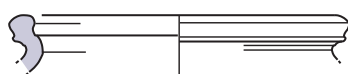
This jar has an everted rim but the lip is flattened on the external surface. The junction with the body is also enhanced by an internal soft careen. The upper part of the walls seems straight and convergent.



The diameter varies from 15-20cm. The lip of type 4 variant 1 is completely flattened on the external surface while the lip of type 4 variant 2 has grooves on the external surface.

12. MHR2002.E6.25; class 6 variant 2, type 4 variant 1; FG7b; ext. diam. 18cm.
13. MHR2002.E6.23; class 6 variant 2, type 4 variant 1; FG13; ext. diam. 18cm.
14. MHR2002.E8.9; class 6 variant 2, type 4 variant 2; FG7b; ext. diam. 15cm.
15. MHR2002.E3.6; class 6 variant 2, type 4 variant 2; FG13; ext. diam. 22cm.

# Class 6 variant 2



1.



2.

Type 5



3.

Type 6



4.

Type 7 variant 1

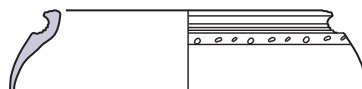


5.

Type 7 variant 2

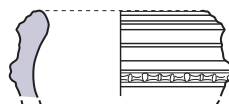


6.



7.

Type 8



8.

Type 9

# Class 6 variant 3



9.

Type 1



10.

Type 2

Plate 27: Class 6 variant 2 and Class 6 variant 3



## Plate 27 (Class 6 variant 2 and Class 6 variant 3)

### Class 6 variant 2

#### *Type 5*

This jar has an everted thick rim in 'square-shape' that can be accentuated to become a bifoliate/ribbed rim. An internal soft careen marks the junction with the body. The walls are not preserved enough to allow a proper description. The diameter varies from 10-20cm.

1. MHR2002.D6.2; class 6 variant 2, type 5; FG8; ext. diam. 18cm.
2. MHR2002.E6.22; class 6 variant 2, type 5; FG13; ext. diam. 12cm.

#### *Type 6*

This jar, probably with a neck, has an everted rim with a flaring lip. The external surface of this lip is flattened and the upper part is almost horizontal. The walls of the neck seem to be concave and convergent.

3. MHR2002.D10.1; class 6 variant 2, type 6; FG13; int. diam. 16cm.

#### *Type 7*

This jar, probably with a neck, has an out-turned rim. Due to the short length of the potsherds, it is not possible to describe the walls but they might be concave and divergent. The diameter varies from 15-25cm. Type 7 variant 1 has a flaring and round rim and type 7 variant 2 has a gentle ridge in plus marking the end of the rim on the external surface. The diameter is also less big for variant 2 than for variant 1.

4. MHR2002.D4.4; class 6 variant 2, type 7 variant 1; FG17; ext. diam. 22cm.
5. MHR2002.D12.18; class 6 variant 2, type 7 variant 1; FG16; ext. diam. 22cm.
6. MHR2002.C14.42-41; class 6 variant 2, type 7 variant 2; FG7b; ext. diam. 14cm.

#### *Type 8*

This pot has an in-turned rim enhanced by a very visible ridge on the external surface. The lip is slightly thick and the top is flattened. A sharp careen is visible on the external surface, at the beginning of the upper part of the body. The walls are convex and convergent. The diameter is approximately 15cm.

7. MHR2002.C5.18; class 6 variant 2, type 8; FG2d; ext. diam. 15cm [drawing of MHR2002.E5.1; class 5 variant 4 used to illustrate the shape].

#### *Type 9*

This pot/jar has a complex in-turned rim which has several ridges on the external surface associated to an impressed decoration (fingerprint). The lip is round or slightly thinned.

8. MHR2002.E6.26; class 6 variant 2, type 9; FG7b; unknown diam., here 10cm.

### Class 6 variant 3

#### *Type 1*

This jar has an in-turned rim that is thick, elongated and with corrugations on the external surface. The lip is slightly round. The potsherd has not been well preserved and the description of the walls is impossible. The diameter varies from 20-25cm.

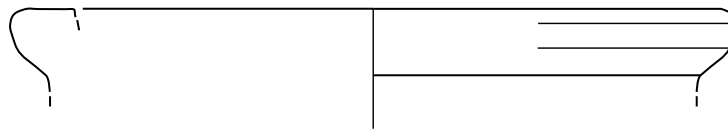
9. MHR2002.E11.9; class 6 variant 3, type 1; FG6; int. diam. 23cm.

*Type 2*

This is a necked-jar with an everted and flanged under-cut. A groove is visible on the external surface and the lip is thinned. Due to the shortness of the potsherd, we cannot describe the walls. The diameter is probably between 10 and 20cm but it is unknown for the representative potsherd. The drawing shows an approximate diameter of 10cm.

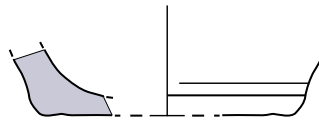
10. MHR2002.D8.no number; class 6 variant 3, type 2; FG8; unknown diam., here 10cm.

Class 7 variant 1



Type 1


1.



Base type 1

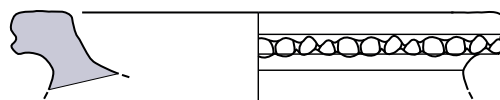
2.

Class 7 variant 2



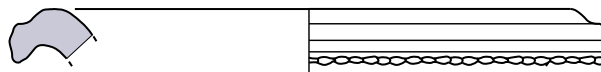
Type 1

3.




Type 2

4.



Type 3

5.



Type 4

6.

*Plate 28: Class 7 variant 1 and Class 7 variant 2*

0 5 cm

## Plate 28 (Class 7 variant 1 and Class 7 variant 2)

### Class 7 variant 1

#### *Type 1*

This big jar or basin has a thick rim in 'square-shape'. The upper part is flattened and horizontal. The potsherd is not well preserved and the description of the walls is not possible.

1. MHR2002.B7.4; class 7 variant 1, type 2; FG2d; ext. diam. 38cm.

#### *Base type 1*

This is a flat base, gently sagging. The walls, at least the departure from the base, are straight and divergent. The diameter of the base is unknown but is depicted here as 14cm.

2. MHR2002.C1-15.28; class 7 variant 1, base type 1; FG1a; unknown diam., here 14cm.

### Class 7 variant 2

#### *Type 1*

This basin has a slightly out-turned and very thick rim in 'square-shape', flanged under-cut. The upper part of the lip is flattened and horizontal. The walls are convex and divergent. The diameter is approximately 40cm.

3. MHR2002.C12.1; class 7 variant 2, type 1; FG8a; ext. diam. 39cm.

#### *Type 2*

This jar has a complex rim that is out-turned, thick, in 'square-shape' with a groove on the external surface. The upper part is flattened and horizontal. A fingertip decoration is often visible on the rim below the groove. The walls cannot be described due to the shortness of the potsherd. The diameter is approximately 20cm.

4. MHR2002.E12.38; class 7 variant 2, type 2; FG2d; int. diam. 20cm.

#### *Type 3*

This is a jar with an everted and drooping rim that has been thinned at the lip. A fingertip decoration is often applied at the extremity of the external surface of the rim. The walls cannot be described due to the shortness of the potsherd. The diameter is approximately 30cm.

5. MHR2002.A10.27; class 7 variant 2, type 3; FG3; int. diam. 28cm.

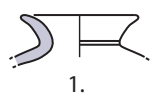
#### *Type 4*

This basin has an out-turned and rounded rim in the continuity of the straight and divergent walls. The diameter is approximately 40cm.

6. MHR2002.C14.1; class 7 variant 2, type 4; FG1a; ext. diam. 40cm.

# Class 9

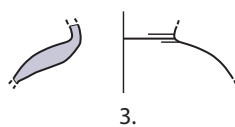
Type 1



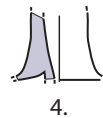
Type 2



Shoulder

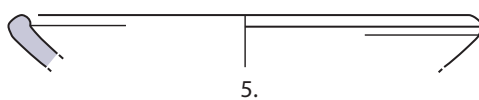


Neck

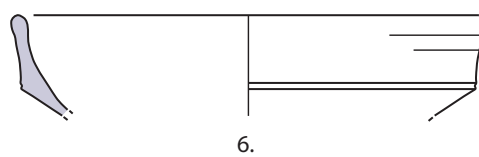


# Class 10 variant 1

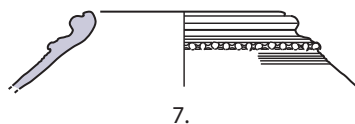
Type 1



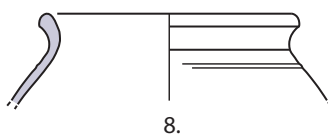
Type 2



Type 3



Type 4



Body

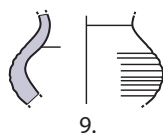


Plate 29: Class 9 and Class 10 variant 1



## Plate 29 (Class 9 and Class 10 variant 1)

### Class 9

#### *Type 1*

A small jar with a flaring rim slightly thinned at the lip. A soft internal careen enhances the junction between rim and body. The walls are straight/convex and convergent. The diameter is approx. 6cm.

1. MHR2002.C11.no number; class 9, type 1; FG9a; ext. diam. 6cm.

#### *Type 2*

A small necked-jar with an everted and stripped under-cut rim. The internal surface shows grooves. A soft internal careen is visible. Neck walls are straight and parallel. The diameter is approximately 5cm.

2. MHR2002.C13.60; class 9 (?), type 2; FG9a; ext. diam. 4.5cm.

#### *Shoulder*

3. MHR2002.A5.1; class 9, shoulder; FG9c; int. diam. 4.5cm.

#### *Neck*

A neck belonging probably to a sprinkler has been identified. The diameter of the neck is about 3cm.

4. MHR2002.A6.84; class 9, neck-sprinkler; FG9b; ext. diam. 3cm.

### Class 10 variant 1

#### *Type 1*

This bowl has an out-turned and round rim that is in the continuity of the walls but the lip is slightly inverted. The walls seem straight and divergent. The diameter is approximately 25cm.

5. MHR2002.C1.no number; class 10 variant 1 (?), type 1; FG1b; ext. diam. 24cm.

#### *Type 2*

A bowl with a slightly out-turned and round rim. The rim is elongated, and an external careen marks the junction with the body. Walls are convex/straight and divergent. The diameter is approx. 25cm.

6. MHR2002.E10.6; class 10 variant 1, type 2; FG2f; ext. diam. 24cm.

#### *Type 3*

This pot has an in-turned rim in the continuity of the upper part of the walls. Several ridges can be seen on the external surface, and a line of small squares has been tool-impressed at the junction with the upper body. The walls are straight and convergent. The diameter is approximately 10cm.

7. MHR2002.E6.3; class 10 variant 1, type 3; FG2a; int. diam. 10cm.

#### *Type 4*

This is a jar with an out-turned and slightly round rim. The inclination of the rim is enhanced by an internal very soft careen. The walls are straight and convergent. The diameter varies from 10-20cm.

8. MHR2002.C9.no number; class 10 variant 1, type 4; FG2d. [drawing of MHR2002.E15.10; class 11 variant 2; ext. diam. 13 cm; used to illustrate the shape].

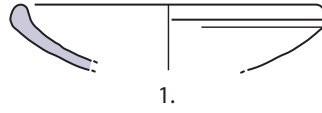
#### *Bodysherd*

9. MHR2002.C9.20-42; class 10 variant 1, body-sherd; FG2d; ext. diam. 8cm.



Class 10 variant 2

Type 1



1.



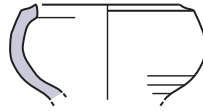
2.

Type 2



3.

Type 3

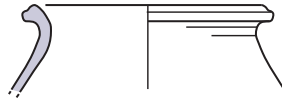


4.

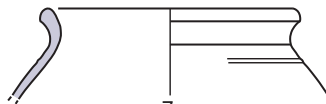
Type 4



5.



6.



7.

Type 5



8.

*Plate 30: Class 10 variant 2*

0 5 cm

## Plate 30 (Class 10 variant 2)

### *Type 1*

This bowl has an out-turned and round rim that is in the continuity of the walls but the lip is slightly inverted. The walls seem convex and divergent. The diameter is approximately 25cm.

1. MHR2002.E12.15; class 10 variant 2, type 1; FG7a; ext. diam. 16cm.
2. MHR2002.F-NW.16.6; class 10 variant 2, type 1; FG13; ext. diam. 17cm.

### *Type 2*

This is a bowl with an out-turned and slightly thinned rim. The rim portion has been elongated and an external careen marks the limit with the lower part of the recipient. Although the presence of the careen, the walls tend to be convex and divergent. The diameter varies from 10-15cm.

3. MHR2002.C14.3; class 10 variant 2 (?), type 2; FG8a; ext. diam. 13cm.

### *Type 3*

This pot has in-turned rim with a flattened lip. A careen is visible just at the end of the rim portion on the external surface. The walls are convex and parallel but it could be the upper part of an incised burner (?). The diameter is approximately 8cm.

4. MHR2002.F-NE.441.40-35; class 10 variant 2, type 3; FG8b; ext. diam. 8cm.

### *Type 4*

This is a jar with an out-turned and slightly round rim or thick and flattened rim in its upper part, sometimes with a groove. The inclination of the rim is enhanced by an internal very soft careen. The walls are straight and convergent. The diameter varies from 10-20cm.

5. MHR2002.C13.47; class 10 variant 2, type 4; FG1a; ext. diam. 14cm.
6. MHR2002.E11.7; class 10 variant 2, type 4; FG8a; ext. diam. 12cm.
7. MHR2002.E15.10; class 10 variant 2, type 4; FG8a; ext. diam. 13cm.

### *Type 5*

This necked-jar has an everted and drooping rim. The external part has been flattened and the upper part is decorated with a niche. Walls are concave and parallel. The diameter is approximately 10cm.

8. MHR2002.F-NE.441.no number; class 10 variant 2, type 5; FG1a; int. diam. 9.5cm.

## Acknowledgements

The research presented in this article was carried out in collaboration between the Deccan College Postgraduate and Research Institute (Deemed University), the Indian Numismatic, Historical and Cultural Research Foundation, the Institut Français de Pondichéry and The British Museum. It took place as part of the *Asia Beyond Boundaries* project, an ERC Synergy project funded by the European Research Council under the European Union's 7th Framework Programme (FP7/2007-2013)/ERC grant agreement no. 609823, awarded to Dr Michael Willis.

## References

Balfet, H. 1965 'Ethnographical observations in North Africa and archaeological interpretation: the pottery of the Maghreb', in F.R. Matson (ed) *Ceramics and Man*, New York: Viking Fund Publication in Anthropology. 161-177.

Balfet, H. 1966 'La céramique comme document archéologique', *Bulletin de la Société de Préhistoire Française* 63(2), 279-310.

Balfet, H., Fauvet-Berthelot, M.-F., and Monzon, S. 1983 *Pour la normalisation de la description des poteries*, Paris: Editions du Centre National de la Recherche Scientifique.

Choksi, A. 1998 'Pottery Manufacturing Techniques: The Role of Technical Constraints and Personal Choices', *Man and Environment* 23(2), 107-118.

Degoy, L. 2005 'Variabilité technique et identité culturelle. Un cas d'étude ethnoarchéologique en Andhra Pradesh (Inde du sud)' in A. Livingstone Smith, D. Bosquet and R. Martineau (eds) *Pottery manufacturing Processes: Reconstitution and Interpretation*, Actes du XIVème Congrès UISPP, Université de Liège, Belgique, 2-8 septembre 2001, Oxford: Archaeopress. 49-56.

Gardin, J.C. 1976 *Code pour l'analyse des formes de poteries*, Paris: CNRS Editions.

Gosselain, O.P. 2002 *Poteries du Cameroun méridional. Styles techniques et rapports à l'identité*, Paris: CNRS Editions.

Kramer, C. 1997 *Pottery in Rajasthan. Ethnoarchaeology in two Indian Cities*, Washington: Smithsonian Institution Press.

Lefrancq, C. and Hawkes, J. 2019 *Archaeological Ceramics from Mahurjhari: The Fabric Groups*.  
<https://doi.org/10.5281/zenodo.3548752>

Lefrancq, C., Hawkes, J., CM, J., and Mohanty, R. 2019 'A Typology of Practice: the Archaeological Ceramics from Mahurjhari', *Internet Archaeology* 52 <https://doi.org/10.11141/ia.52.9>

Lemonnier, P. 1993 *Technological Choices. Transformation in Material Culture Since the Neolithic*, London: Routledge.

Livingstone Smith, A. 2001 *Chaînes opératoire de la poterie. Références ethnographiques, analyses et reconstitution*, Unpublished PhD thesis, Brussels: Université libre de Bruxelles.

Mahais, M.C. 1993 'Pottery Techniques in India. Technical Variants and Social Choice' in P. Lemonnier (ed) *Technological Choices. Transformation in Material Cultures since the Neolithic*, London: Routledge. 157-180.

Mohanty, R.K. 2003 'A Preliminary Report on the Excavations at Mahurjhari, 2001-02: A Megalithic and Early Historic Site in Vidarbha, Maharashtra', *Pratnatattva* 9, 41-48.

Mohanty, R.K. 2004 'Excavations at Mahurjhari and Exploration in Vidarbha', *Annual Report of the Deccan College Post Graduate and Research Institute 2003-04*, 50-52.

Mohanty, R.K. 2005 'Some Important Observation: Excavations at Mahurjhari (2001- 2004', *Man and Environment* 30(1), 106-107.

Mohanty, R.K. 2006 'Excavation at Mahurjhari and Explorations in Vidarbha, Maharashtra', Annual Report of the Deccan College Post Graduate and Research Institute 2004-05, 76-80.

Roux, V. 2007 'Ethnoarchaeology: A Non-Historical Science of Reference Necessary for Interpreting the Past', *Journal of Archaeological Method and Theory* 14(2), 153-178.

Roux, V. 2011 'Anthropological Interpretation of Ceramic Assemblages: Foundations and Implementations of Technological Analysis' in S. Scarcella (ed) *Archaeological Ceramics: A Review of Current Research*, Oxford: Archaeopress. 80-88.

Roux, V. and Courty, M.A. 2016 *Des céramiques et des hommes. Décoder les assemblages archéologiques*, Paris: Presses Universitaires de Paris Ouest.

Rye, O.S. 1981 *Pottery Technology: Principles and Reconstruction*, Washington: Smithsonian Institute.

Rye, O.S. and Evans, C. 1976 *Traditional Pottery Techniques of Pakistan*, Washington: Smithsonian Institution Press.

Saraswati, B. and Behura, N.K. 1966 *Pottery techniques in peasant India*, Calcutta: Government of India.

Shepard, A.O. 1965 *Ceramics for the Archaeologist*, Washington: Carnegie Institution of Washington.

Van der Leeuw, S. 1976 *Studies in the Technology of Ancient Pottery*, Unpublished PhD Thesis, Amsterdam: Universiteit van Amsterdam.