



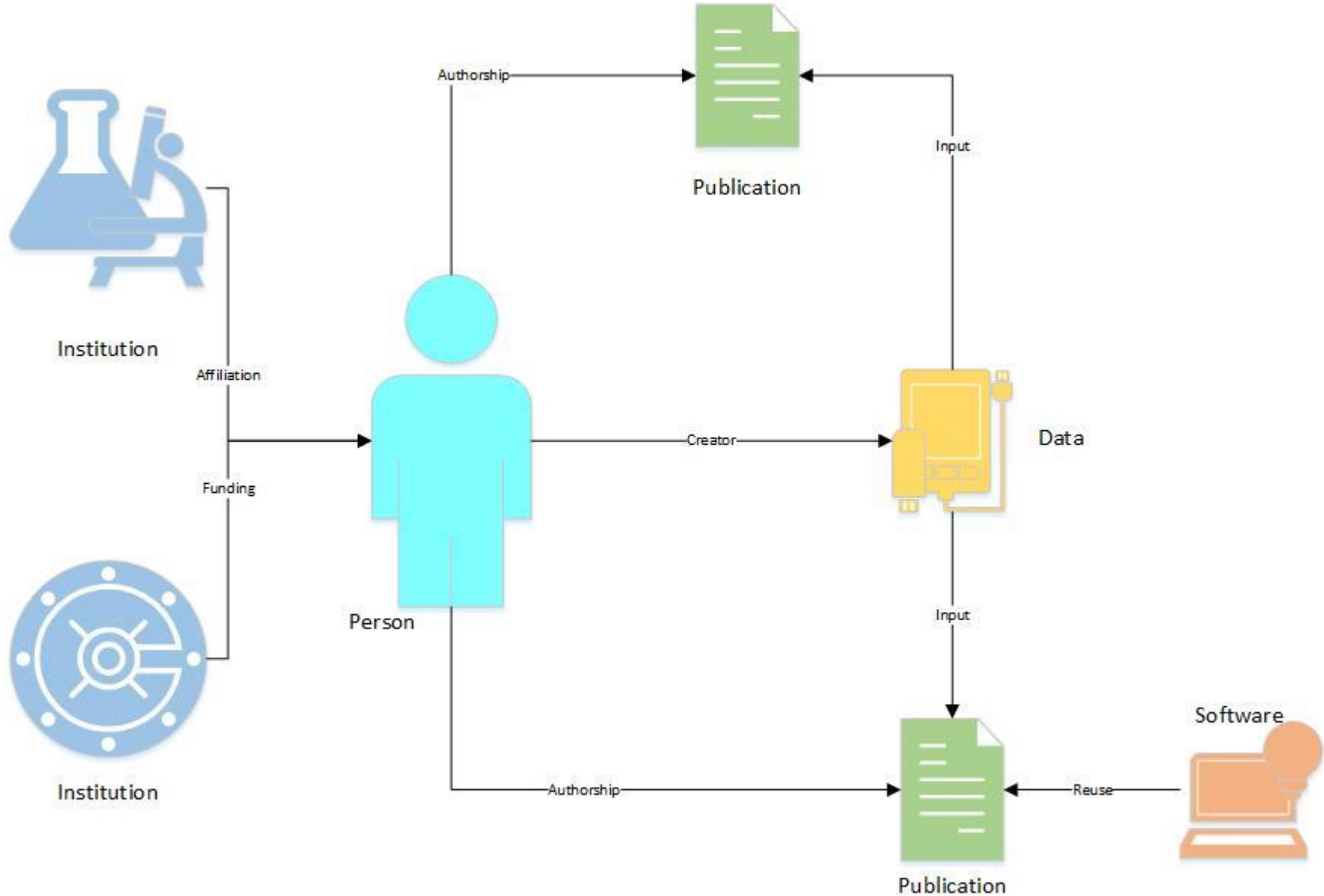
PID Graph – The Why and the What?

Frances Madden, British Library

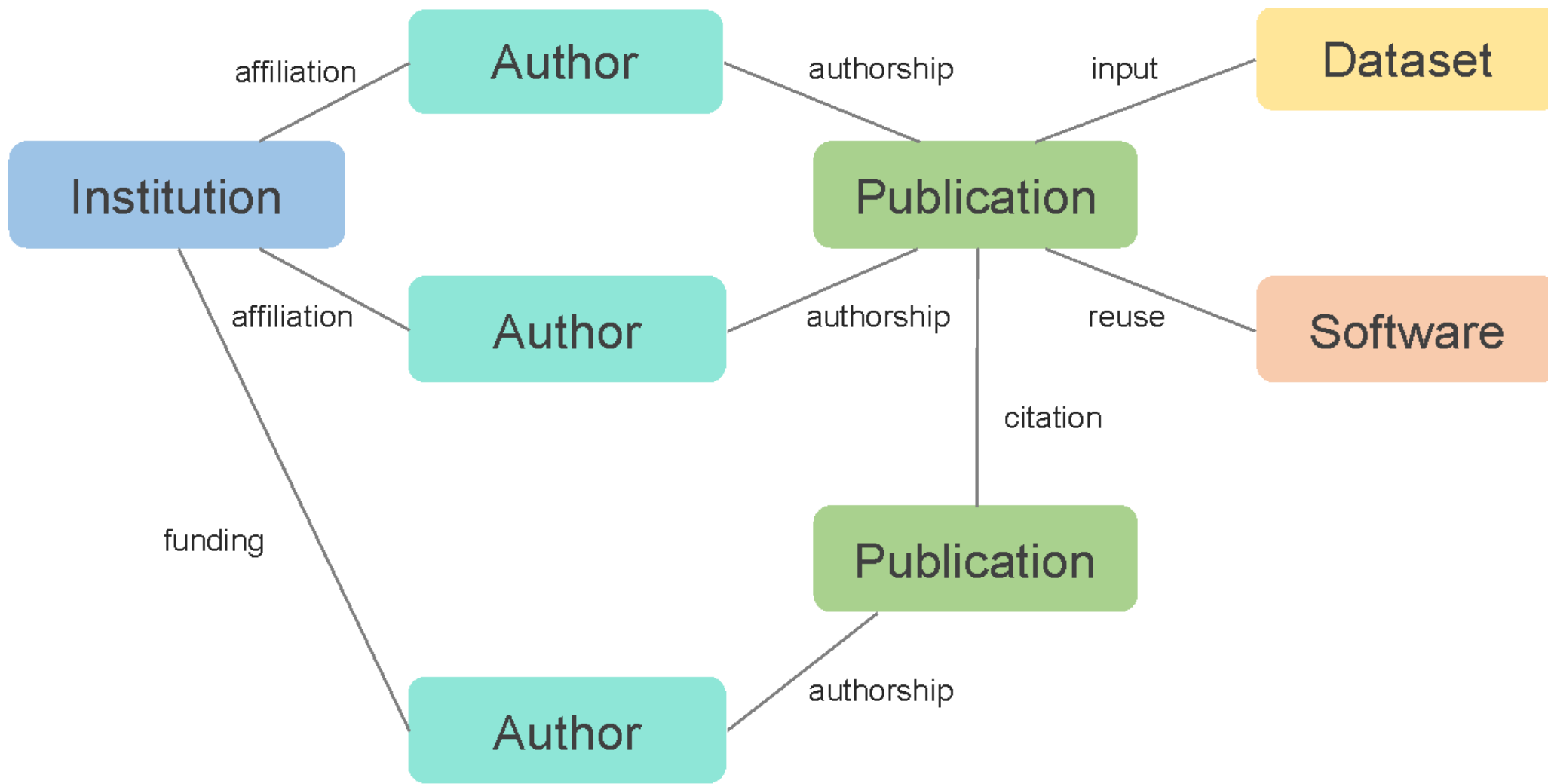
Project FREYA: Connecting Knowledge in the European Open Science Cloud

www.project-freya.eu | [twitter: @freya_eu](https://twitter.com/freya_eu) | frances.madden@bl.uk

How research works



Research as a graph



From this...



To this...Using PIDs

Photo by [Jim Witkowski](#) on [Unsplash](#)



PIDs Connect



PIDs are the backbone of connecting research outputs because...

- PIDs are unique
- PIDs are persistent

Can use these aspects to connect different research entities reliably.

Lots of this functionality is there already but we are not utilising it fully.

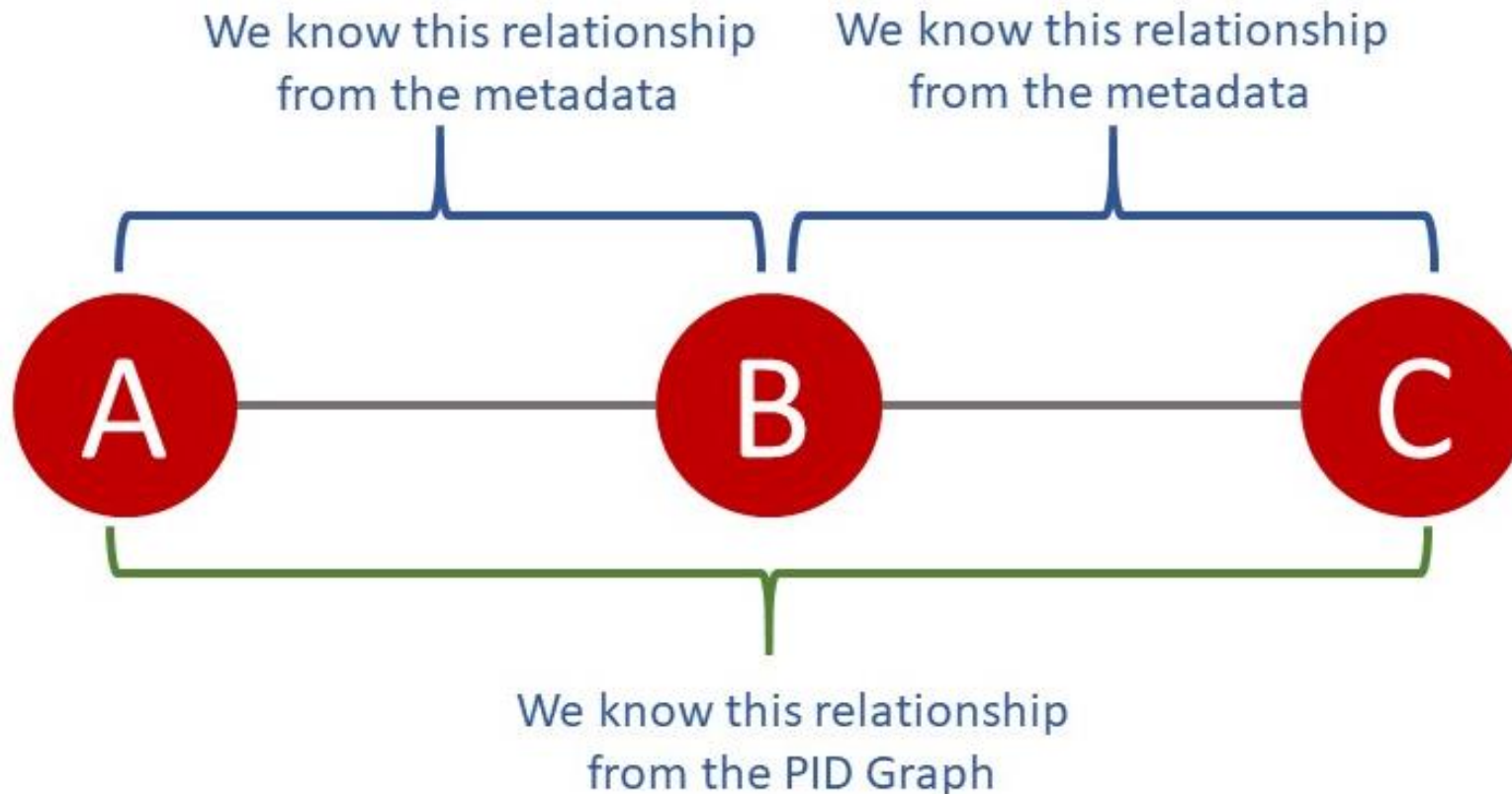


Photo by Stephanie Ronquillo on Unsplash

The PID Graph



Connecting PIDs together so we can discover relationships two 'hops' away



Why two 'hops'? User Stories

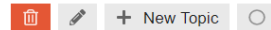


As a <role>, I want to <functionality>, so that <benefit>.

the **PID** Forum



Tags > pid-graph



Topic	Replies	Views	Activity
Slides from RDA UK/FREYA workshop 16 July 2019 FREYA general rda, pid-graph	3	16	Jul 22
New blog: Tracking the growth of the PID Graph PID News & Blogs pid-graph	1	71	Jul 2
PID Graph for Climate analytics datasets and workflow PID Graph provenance, pid-graph	2	92	Jun 17
User story for linking a clinical study to associated data objects User Stories pid-graph			
Bird of a Feather session about Research Data Graph at RDA Plenary on April 3 PID-related events pid-graph, rda			
Introducing the PID Graph PID News & Blogs pid-graph, blog			
Tracking down PhD studentship outcomes, beneficiaries, co-funders and supporters User Stories pid-graph			
2nd degree citations User Stories article, data, pid-graph			
User story for study registration PIDs User Stories pid-graph			
Cross-linking literature and data via instruments User Stories pid-graph			

the **PID** Forum

Cross-linking literature and data via instruments

User Stories pid-graph



mhfenner

2 Jan 22

From @markusstocker on Fri Aug 10 2018 10:39:28 GMT+0000 (UTC)

As a researcher, I want to discover data by an instrument mentioned in a paper I just read because that data may be useful in my research.

Copied from original issue: <https://github.com/datacite/freya/issues/65>

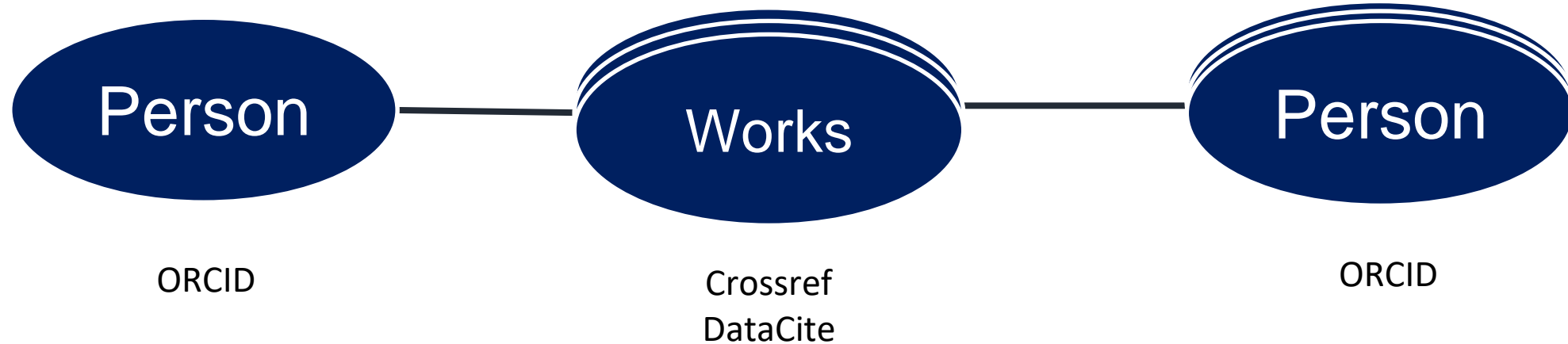


Photo by [Andreas Schantl](#) on [Unsplash](#)

Some examples



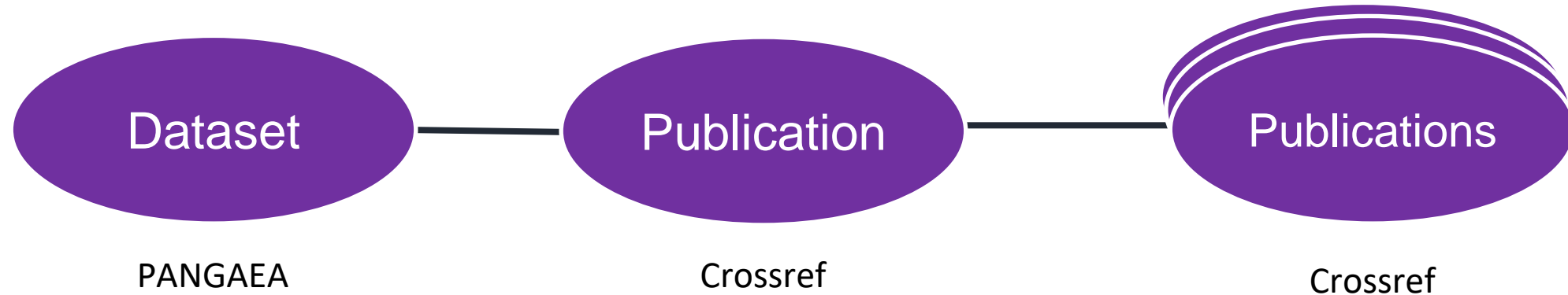
Who are all the co-authors of a given researcher?



Some examples



Which publications cite papers based on PANGAEA data?



Some examples



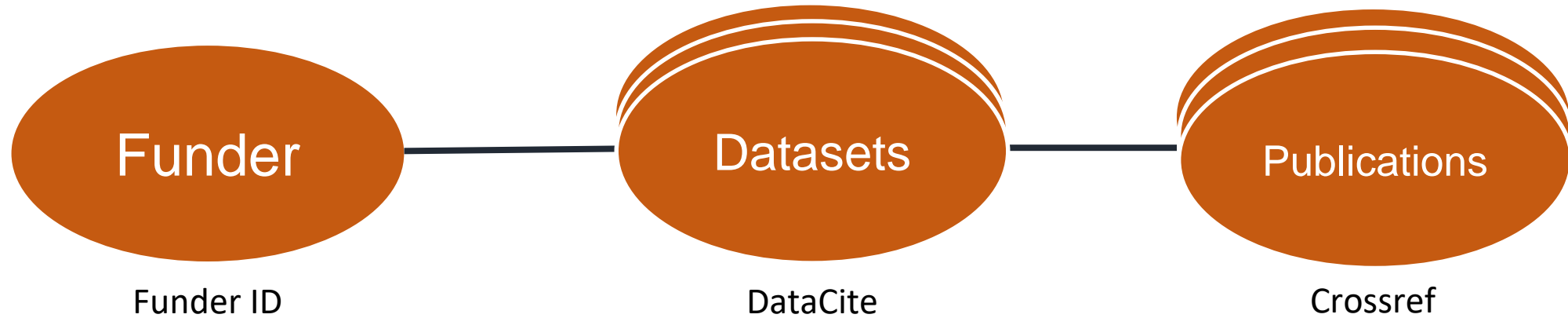
Which publications cite any version of a piece of software?



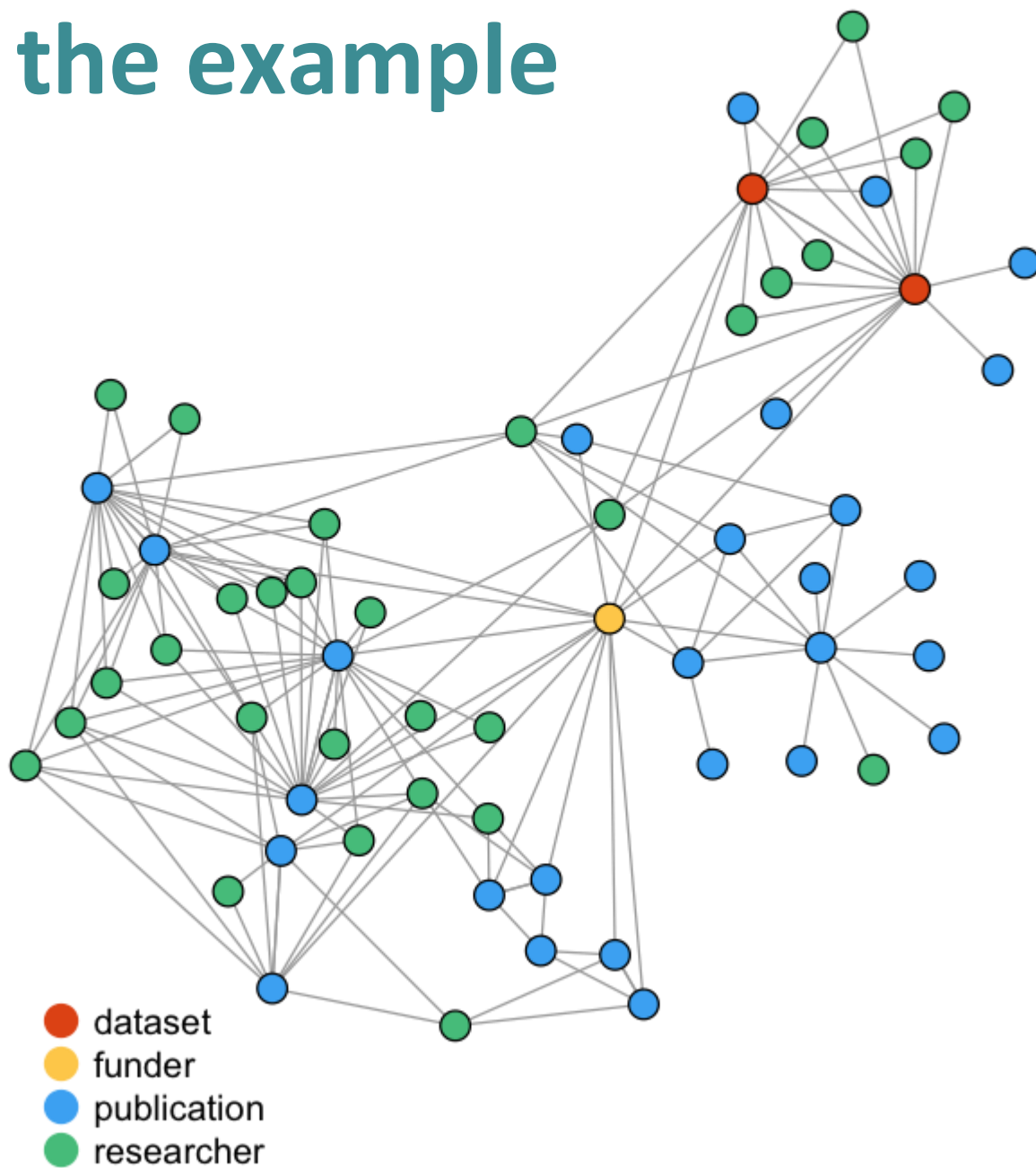
Some examples



Show all datasets funded by the European Commission that have been cited in journal articles.



FREYA as the example



How does this work in FREYA?



Infrastructure partners will develop functionality to bring these identifiers together

Disciplinary FREYA partners will develop their own PID Graph

End users will be able to query and use this PID Graph for their own applications

More connections...



FREYA is working with other initiatives to develop the PID Graph

- Research Graph Foundation
- OpenAIRE Research Graph
- Scholix

**Open Science Graphs for FAIR Data
Interest Group**

New Interest Group – Friday at 16:00



Photo by [Vlad Hilitanu](#) on [Unsplash](#)