

Accelerating Linux Security with eBPF iptables

Matteo Bertrone, Sebastiano Miano, Fulvio Rizzo, Massimo Tumolo
Department of Control and Computer Engineering, Politecnico di Torino, Italy

CCS CONCEPTS

• **Networks** → **Firewalls**; *Programmable networks*; *Packet classification*;

KEYWORDS

eBPF, iptables, Linux, XDP

ACM Reference Format:

Matteo Bertrone, Sebastiano Miano, Fulvio Rizzo, Massimo Tumolo. 2018. Accelerating Linux Security with eBPF iptables. In *SIGCOMM Posters and Demos '18: ACM SIGCOMM 2018 Conference Posters and Demos, August 20–25, 2018, Budapest, Hungary*. ACM, New York, NY, USA, 3 pages. <https://doi.org/10.1145/3234200.3234228>

1 INTRODUCTION

Nowadays, the traditional security features of a Linux system are centered on iptables, which has been the most used packet filtering mechanism in the Linux kernel for almost 20+ years. However, the increase in network speed and the transformation of the type of applications running in a Linux server has led to the consciousness that the current implementation may not be able to cope with the modern requirements particularly in terms of scalability, as the number of rules is dramatically increasing [2].

In recent years, the extended BPF (eBPF) subsystem has been added to the Linux kernel, offering the possibility to execute (almost) arbitrary code when a packet is received or sent, including stateful processing. Notably, this does not require any additional kernel module and offers the possibility to compile and inject this code dynamically, hence facilitating over-the-air updates. The above characteristics make eBPF a perfect candidate to build an iptables clone such as [1], which can be considered more an initial proof-of-concept that filters traffic based on IP addresses than a full iptables replacement. This paper starts from the above activities and presents a first eBPF-based prototype, *bpf-iptables*, which

Permission to make digital or hard copies of all or part of this work for personal or classroom use is granted without fee provided that copies are not made or distributed for profit or commercial advantage and that copies bear this notice and the full citation on the first page. Copyrights for components of this work owned by others than ACM must be honored. Abstracting with credit is permitted. To copy otherwise, or republish, to post on servers or to redistribute to lists, requires prior specific permission and/or a fee. Request permissions from permissions@acm.org.

SIGCOMM Posters and Demos '18, August 20–25, 2018, Budapest, Hungary

© 2018 Association for Computing Machinery.

ACM ISBN 978-1-4503-5915-3/18/08...\$15.00

<https://doi.org/10.1145/3234200.3234228>

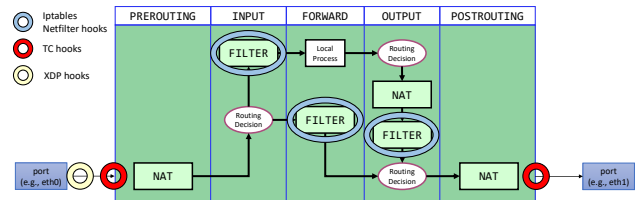


Figure 1: Netfilter vs eBPF hooks

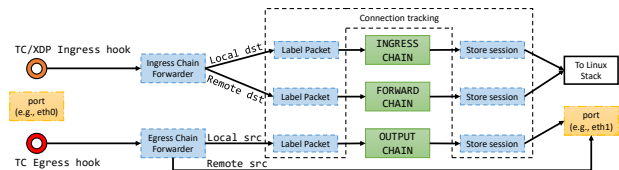


Figure 2: Overall data plane structure

emulates the iptables filtering semantic and exploits a more efficient matching algorithm. Finally, we evaluate our prototype comparing it with the current implementation of iptables, showing how this allows obtaining a notable advantage in terms of performance particularly when a high number of rules is involved, without requiring custom kernels or invasive software frameworks (e.g., DPDK) that could not be allowed in some scenarios (e.g., servers in large datacenters).

2 BPF-IPTABLES DESIGN

The design of *bpf-iptables* includes two orthogonal aspects: (i) the strategy adopted to preserve the semantic of the iptables firewall policies, and (ii) the data plane architecture, which is driven by the algorithm used for packet matching. We leave the detailed techniques and implementations to a future paper and focus here on the key design of the *bpf-iptables* architecture.

Iptables filtering semantics. Iptables filters packets either in the INPUT, FORWARD and OUTPUT chains of the Linux Netfilter [5] framework, which are located in a different position compared to eBPF hooks (Figure 1). In particular, the XDP hook, available only for incoming traffic, is located at the earliest point in the networking stack. Instead, the Traffic Control (TC) hook, available for both incoming and outgoing traffic, is executed either before the PREROUTING or after the POSTROUTING hook. The different position of the filtering hooks in Netfilter and eBPF poses non-negligible challenges in preserving the semantic of the iptables rules, which, when enforced in an eBPF program, operate on a different set of traffic compared to the one that would cross the

chain they are attached to. As an example, a rule “iptables -A INPUT -j DROP” drops all the incoming traffic directed to the current host, but it does not affect the traffic that is being forwarded by the host itself. A similar “drop all” rule, applied in the ingress XDP/TC eBPF hook will instead drop all the incoming traffic, also the one that would be forwarded by the host itself. `bpf-iptables` adds an XDP/TC *Ingress Chain Forwarder* and a TC *Egress Chain Forwarder* eBPF program (Figure 2) to recognize the actual path of each packet and emulate the iptables filtering behavior, redirecting the packet to the proper filtering (INPUT or FORWARD) chain.

Matching algorithm. Improving the existing linear search of iptables does not appear so difficult. However, many of the existing matching algorithms (e.g., cross-product, decision-tree approaches) require either sophisticated data structures that are not available for eBPF programs [4] or an unbounded amount of memory, which is not desirable for a kernel program. `bpf-iptables` uses the Linear Bit Vector Search [3], which proved to be reasonably fast while being feasible with current Linux kernels (and available eBPF maps).

The algorithm consists in creating a specific bi-dimensional table for each field on which packets may match, such as IP addresses, TCP/UDP ports, and more. Each table contains the list of unique values for that field present in the given ruleset, plus a wildcard. Each value in the table is associated to a bitvector of length N , equal to the number of rules, which keeps the list of rules matching that field. Finally, a bitwise AND of the intermediate bitvectors returns the list of matched rules; the one with the highest priority (corresponding to the first rule with 1 in the bitvector) is returned. Each map can be implemented in a different way, based on the field characteristics (e.g., longest prefix match in case of IP addresses and ranges; hash tables for TCP/UDP ports). Per-CPU maps are used whenever possible to avoid cache pollution among different CPU cores and increase the effectiveness of parallel processing of multiple packets on different CPU cores. Thanks to the dynamic code injection of eBPF, we created a matching pipeline that contains the minimum number of processing blocks required to handle exactly the fields required by the current ruleset, avoiding unnecessary processing for unused fields. New processing blocks can be added at runtime if the matching against a new field is required, always keeping the optimal number of programs.

Data plane architecture. Figure 2 shows the overall data plane architecture of `bpf-iptables`. When a packet reaches a given port, it triggers the *Ingress Chain Forwarder* program attached to the TC or XDP hook; depending on whether the packet is directed to a local application, it jumps to either the INGRESS or FORWARD chain, which implement the corresponding matching pipeline. Before entering the respective chains, the packet passes from a first *connection tracking* module (implemented as an additional eBPF program), which

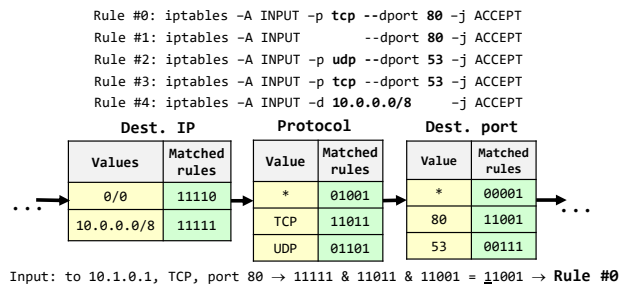


Figure 3: Example of the LBVS classification pipeline

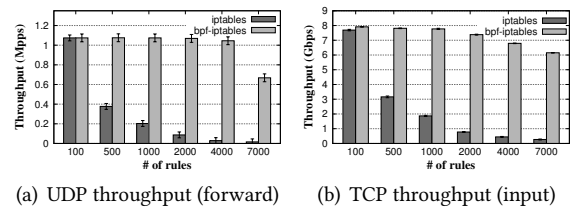


Figure 4: `bpf-iptables` performance comparison

associates a state to each packet, so that all subsequent chain rules can be correctly applied. When the packet leaves the chains, as result of an ALLOW action, it passes through a second conntrack module that saves the state of the session in its internal eBPF map; depending on the chain, the packet is then delivered to the Linux stack or forwarded to the output port. On the other side, when a local application sends a packet out to a netdevice, it will trigger the *Egress Chain Forwarder* program attached to the TC egress hook that, looking at the source IP of the packet decides to forward it directly to the output port (because the FORWARD chain has already processed it) or to jump to the OUTPUT chain where the classification algorithm will be applied.

3 EVALUATION

We evaluated `bpf-iptables` by attaching it to both the TC ingress and egress hook of the host interfaces and compared its performance against iptables in two different cases. In the first test, shown in Figure 4(a), we added an increasing number of rules to the FORWARD chain of the firewall and we generated a unidirectional stream of 64B UDP packets. In the second, shown in Figure 4(b), we added an increasing number of rules to the INGRESS chain to protect locally running applications, and then we calculated the resulting TCP throughput. In both tests, we generated traffic so that only one CPU core is involved in the processing. Results confirm that `bpf-iptables` outperforms iptables by an order of magnitude when a high number of rules is used, thanks to its improved algorithm and the different optimizations on the classification pipeline that are allowed by the dynamic code injection of eBPF, with a vanilla Linux kernel.

REFERENCES

- [1] D. Borkmann. 2018. net: add bpfILTER. (feb 2018). <https://lwn.net/Articles/747504/>
- [2] T. Graf. 2018. Why is the kernel community replacing iptables with BPF? (apr 2018). <https://cilium.io/blog/2018/04/17/why-is-the-kernel-community-replacing-iptables>
- [3] T.V. Lakshman and D. Stiliadis. 1998. High-speed policy-based packet forwarding using efficient multi-dimensional range matching. In *ACM SIGCOMM Computer Communication Review*, Vol. 28. ACM, 203–214.
- [4] S. Miano, M. Bertrone, F. Risso, M. Vásquez Bernal, and M. Tumolo. 2018. Creating Complex Network Service with eBPF: Experience and Lessons Learned. In *High Performance Switching and Routing (HPSR)*. IEEE.
- [5] P. Russell. 1998. The netfilter.org project. (1998). <https://netfilter.org/>