

AIRCRAFT DESIGN AND SYSTEMS GROUP (AERO)

## Electric and Hybrid Aviation – From Media Hype to Flight Physics

Dieter Scholz

Hamburg University of Applied Sciences

### Hamburg Aerospace Lecture Series (HALS)

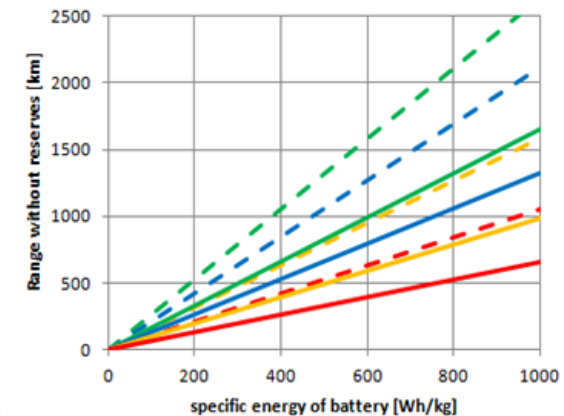
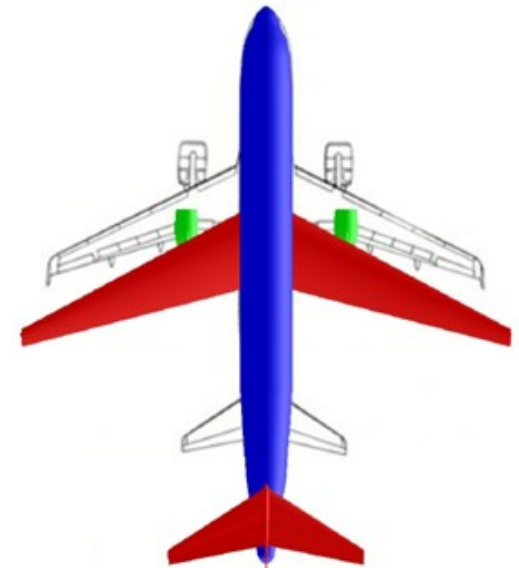
DGLR, RAeS, VDI, ZAL, HAW Hamburg

Hamburg, 25th April, 2017

<https://doi.org/10.5281/zenodo.3265212>

(Presentation with Update from 2019-06-30)

Download also from <http://hamburg.dglr.de>



## Abstract

**Purpose** – This presentation takes a critical look at various electric air mobility concepts. With a clear focus on requirements and first principles applied to the technologies in question, it tries to bring inflated expectations down to earth. Economic, ecologic and social (noise) based well accepted evaluation principles are set against wishful thinking.

**Design/methodology/approach** – Aeronautical teaching basics are complemented with own thoughts and explanations. In addition, the results of past research projects are applied to the topic.

**Findings** – Electric air mobility may become useful in some areas of aviation. Small short-range general aviation aircraft may benefit from battery-electric or hybrid-electric propulsion. Urban air mobility in large cities will give time advantages to super-rich people, but mass transportation in cities will require a public urban transport system. Battery-electric passenger aircraft are neither economic nor ecologic. How overall advantages can be obtained from turbo-electric distributed propulsion (without batteries) is not clear. Maybe turbo-hydraulic propulsion has some weight advantages over the electric approach.

**Research limitations/implications** – Research findings are from basic considerations only. A detailed evaluation of system principles on a certain aircraft platform may lead to somewhat different results.

**Practical implications** – The discussion about electric air mobility concepts may get more factual. Investors may find some of the information provided easy to understand and helpful for their decision making.

**Social implications** – How to tackle challenges of resource depletion and environment pollution is a social question. Better knowledge of the problem enables the public to take a firm position in the discussion.

**Originality/value** – Holistic evaluation of electric air mobility has not much been applied yet. This presentation shows how to proceed.

© This work is protected by copyright

The work is licensed under a Creative Commons Attribution-NonCommercial-ShareAlike 4.0 International License  
CC BY-NC-SA

<http://creativecommons.org/licenses/by-nc-sa/4.0>

Any further request may be directed to Prof. Dr.-Ing. Dieter Scholz, MSME

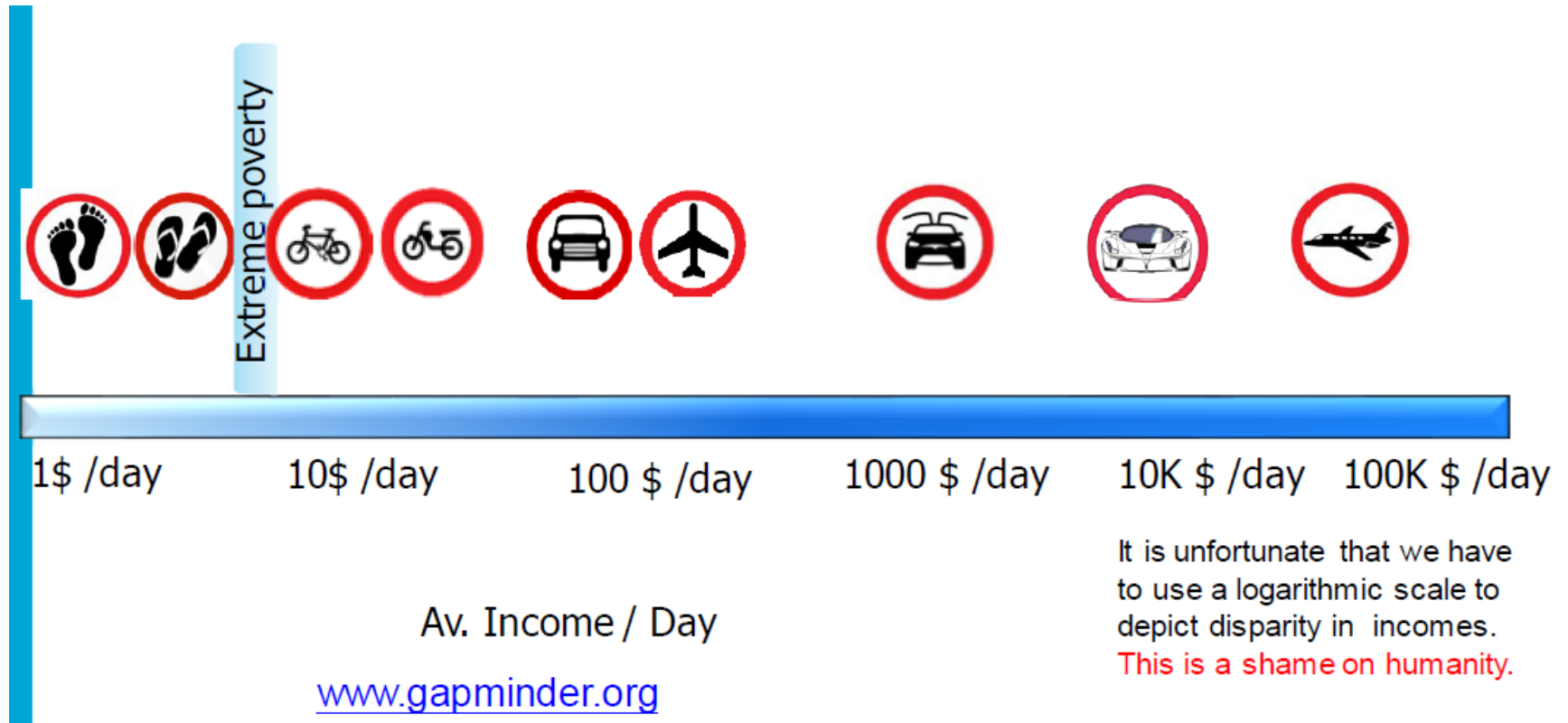
E-Mail see: <http://www.ProfScholz.de>



# Initial Thoughts

## Initial Thoughts

### Modes of Transportation and Income



Gangoli Rao 2018

## Initial Thoughts

### Modes of Transportation and Income



City Airbus, 4 passengers, endurance: 15 min. (Airbus 2017a)

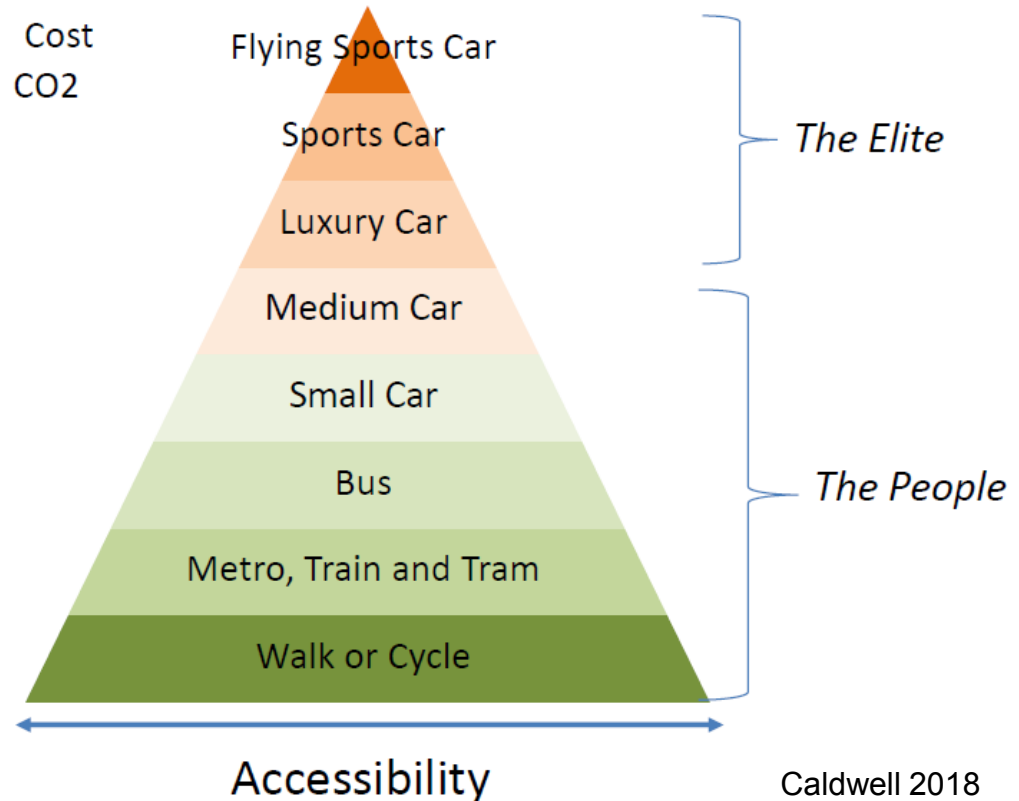


Max Pixel, CC0

Waiting for the City Airbus?



Speed  
Comfort  
Convenience  
Style  
Cost  
CO2



Initial Thoughts

based on Caldwell 2018

Modes of Transportation and CO2

“Flying Taxi”? .....or “Flying Sports Car”?



**Ehang184**

Carbon fibre monocoque  
360kg  
106kW  
**=2.94kW/kg**

CO2=1000g/km (in Dubai)



**Lamborghini LP700**

Carbon fibre monocoque  
1575kg  
515kW peak  
**=3.27kW/kg**


CO2=370g/km



**VW Golf TDI**

4.2 l/100 km


CO2 = 106 g/km





Initial Thoughts

Predicting the Future



Aero-Cab Station

A french 1899 forecast of "AERO-CABS" in the year 2000

(courtesy of Prof. Zhuravlev)

## Initial Thoughts

### Media Hype or Media Circus and Greenwashing

**Media Hype**

**Definition:**

A news event for which the level of media coverage is perceived to be excessive or out of proportion to the event being covered.

([https://en.wikipedia.org/wiki/Media\\_circus](https://en.wikipedia.org/wiki/Media_circus))

**Greenwashing**

**Definition:**

A form of spin in which green PR or green marketing is deceptively used to promote the perception that an organization's products, aims or policies are environmentally friendly

(<https://en.wikipedia.org/wiki/Greenwashing>)

**Criteria (translated):**

Missing acts, borrowed plumes, hidden goal conflicts, lack of evidence, vague statements, wrong labels, irrelevant statements, lesser evil, untruths, Deep Greenwash

(<https://de.wikipedia.org/wiki/Greenwashing>)

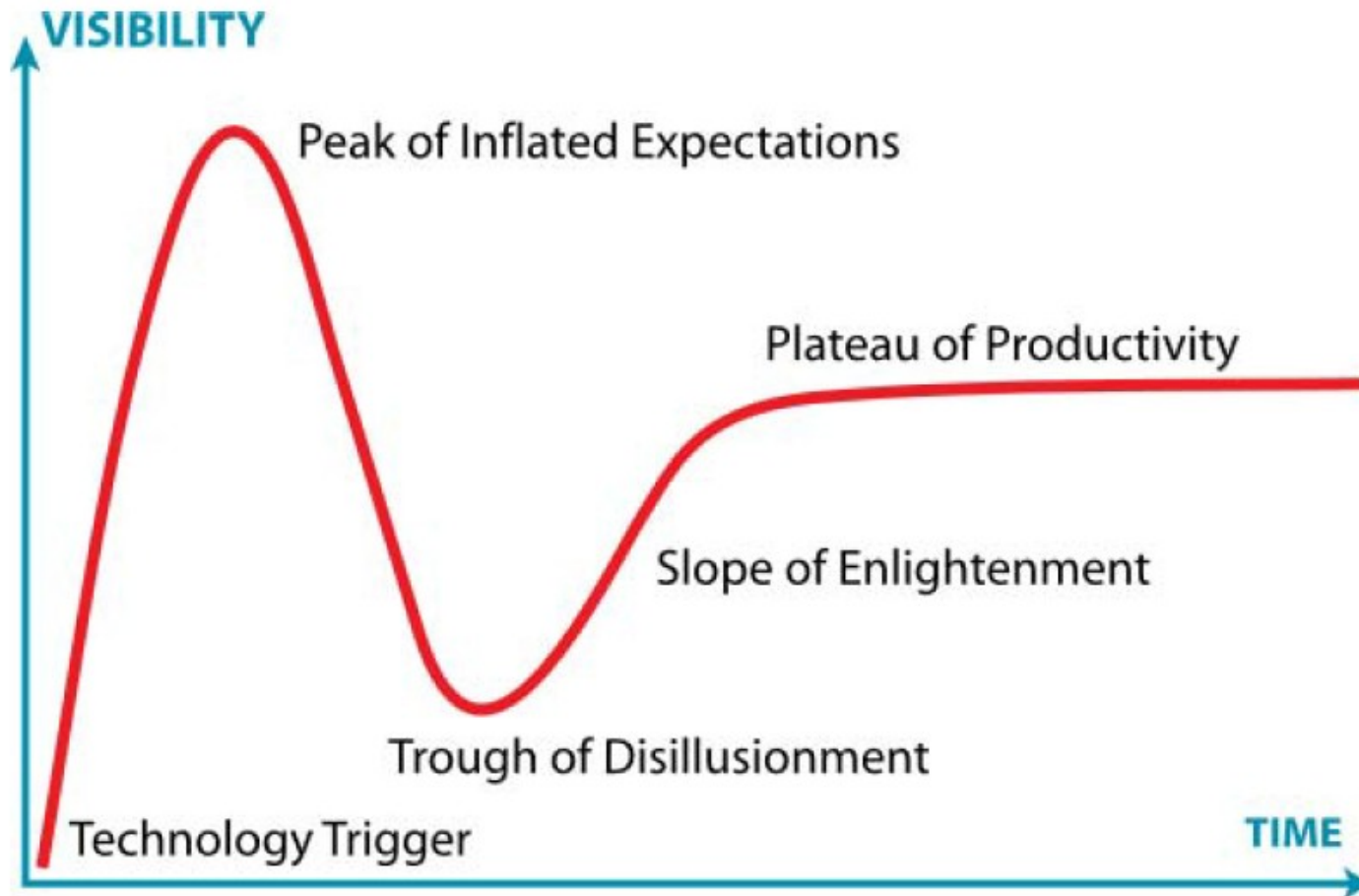


## Contents

- **Media Hype?**
- **Validation** – Are we Doing the Right Thing?
- Aircraft Design Basics
- **Aircraft Design for Electric Propulsion**
- Evaluation in Aircraft Design
- **Economic Evaluation** (Direct Operating Costs, DOC)
- **Environmental Evaluation** (Life Cycle Assessment, LCA)
- **Social Evaluation** (S-LCA, Noise)
- Combined Evaluation (Weighted Sums Analysis, Pareto-Optimum)
- **Example**
- Summary
- Contact
- References

## Media Hype?

**Hype Cycle** (by information technology firm Gartner)



Kemp 2019

Media Hype?

**A320 Successor ?**

**Bloomberg**

Hyperdrive

# Airbus May Make the Next Version of Its Top-Selling Jet an Electric Hybrid

By [Benjamin D Katz](#)

13. Juni 2019, 16:50 MESZ Updated on 14. Juni 2019, 16:01 MESZ

- ▶ Successor to A320 workhorse could also be conventional model
- ▶ Decision depends on technology progress, Boeing competition

The launch of a hybrid model, while the biggest advance in the industry for decades, would bring its own challenges, not least convincing airlines to back technology that might initially offer only limited range and capacity.?

Katz 2019

The aircraft would operate at slightly lower speeds!, adding, for example, about 30 minutes to a typical flight within Europe.

Airbus is ultimately working toward a zero-emissions aircraft?; though given the relative immaturity of the technology it's likely to have to develop a hybrid model first, head of engineering Jean-Brice Dumont said at the May briefing.

*May 22 interview at the planemaker's headquarters in Toulouse, France.*

## Media Hype?

### E-Fan X Hybrid-Electric Flight Demonstrator (based on Avro RJ100 / BAe 146)



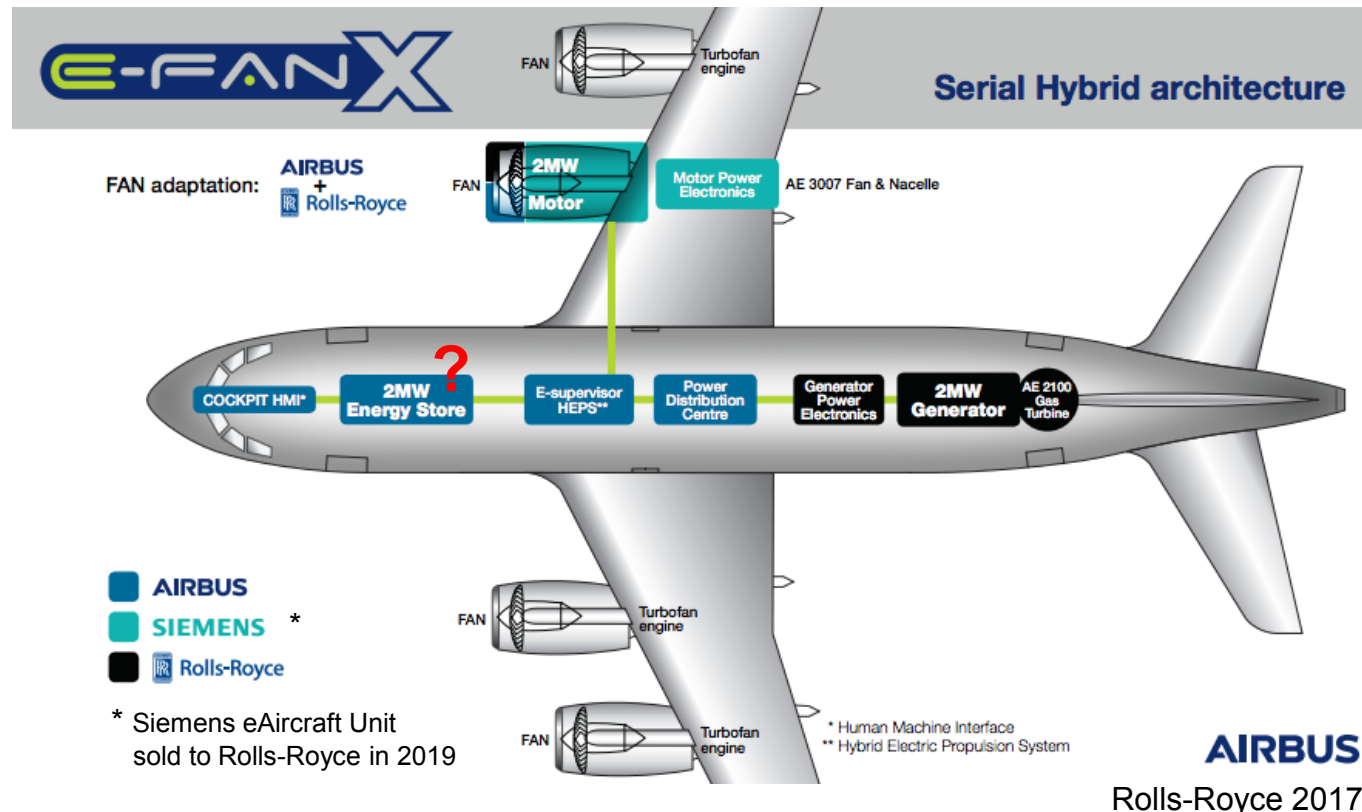
The project was announced on 2017-11-28 (Airbus 2017b/c).  
 "Airbus will involve [BAE Systems Regional Aircraft](#) in the design of the modification ... to work together with the other partners to approve the modification and release the aircraft for flight under their [Design Organisation Approval \[DOA\]](#)."  
 (E-Fan X project lead Olivier Maillard, Airbus 2018)

**Note:** Airbus as aircraft manufacturer **only adds a few electronic components** to the project. Batteries are bought.



## Media Hype?

# E-Fan X Hybrid-Electric Flight Demonstrator



More at RAeS:  
Robinson 2017

- Electric engines have at best the same mass as an aviation gas turbine.
- The new propulsion system (gas turbine, generator, electric motor) has **at least 3 times the mass of the original propulsion system**, which could do with only the gas turbine.



## Media Hype?

### E-Fan X Hybrid-Electric Flight Demonstrator

#### First insight:

- Given aircraft => Wing area, maximum loads, mass (MTOW, MZFW) relevant for certification is fixed!
- E-Fan X: Three Lycoming ALF 502 engines (old), one AE2100A turboshaft (new)
- New AE2100A gas turbine is slightly more efficient
- Take-off requires less than 2.5 MW => **no batteries required** (therefore **eliminated here** to improve design)
- Operating empty weight (**OEW**) **increases** => payload (MPL) decreases  
=> **number of passengers npax decreases** to 74 (from 82)
- Direct Operating Costs (**DOC**) per passenger seat mile **increase by about 9%**

SAME PL-R DESIGN POINT					npax
(kg)	MTOW	OEW	FW	MPL	
BAe 146-100	38102	23244	7038	<b>7820</b>	82
E-FAN X	38102	24036	6928	<b>7138</b>	74

Preliminary calculations by Diego Benegas Jayme.

Media Hype?

## E-Fan X Hybrid-Electric Flight Demonstrator

**Greenwashing**

**Airbus is giving false impression:**

"Among the top challenges for today's aviation sector is to move towards a means of transport with improved environmental performance, that is more efficient and less reliant on fossil fuels. The **partners are committed to** meeting the EU technical environmental goals of the European Commission's Flightpath 2050 Vision for Aviation (**reduction of CO2 by 75%**, reduction of NOx by 90% and noise reduction by 65%). These cannot be achieved with the technologies existing today. Therefore, Airbus, Rolls-Royce and Siemens are investing in and focusing research work in different technology areas including electrification. **Electric and hybrid-electric propulsion** are seen today as among the **most promising technologies for addressing these challenges.**"

Airbus 2017b

*Translated from German:* "The hybrid drive offers advantages above all with regard to noise emissions and consumption. Incidentally, **the e-turbine**, which draws its power from a fossil fueled generator rather than a battery, is **expected to consume** a good **25 percent less.**"

Focus 2017

## Media Hype?

### easyJet Full Electric Aircraft (9-seat demonstrator: 2019)



Wright 2019

- Design for an **easyJet**-sized aircraft London - Amsterdam, Europe's second busiest route, is seen as a strong contender for **full electric flying** in the future.
- easyJet ... confirmed progress ... towards its strategy to operate ... more sustainably and reduce noise from aviation.
- US start-up company, **Wright Electric**, has commenced work on an electric engine that will power a **nine seater aircraft**.
- Wright Electric partner **Axter Aerospace** already has a **two seater aircraft** flying, and the larger [nine seater] aircraft is expected to start **flying in 2019**.
- Work will commence on an **easyJet-sized aircraft** by aircraft designer Darold Cummings [Aerospace Consultant].  
(EasyJet 2018)

More on **Darold B. Cummings** see under: CSULB 2016.


Media Hype?

**easyJet Full Electric Aircraft** (9-seat demonstrator: 2019)

**Greenwashing**



Axter 2019



Seats: 2  
Year: 2018 (2016)

9  
2019

> 100  
< 2038? \*\*

Source: Easy Jet 2018

\* Axter does not mention the EasyJet project on its website!

\* Wright Electric's goal is for every short flight to be zero-emissions within 20 years (Wright 2019).

## Media Hype?

### Eviation Aircraft: Alice All-Electric Business and Commuter Aircraft

won't  
meet  
spec

- One main pusher propeller at the tail and two pusher propellers at the wingtips to improve efficiency
  - 9 passengers (plus 2 pilots) up to 650 sm (1000 km) at a cruise speed of 240 kt
  - Li-Ion battery: 900 kWh
  - MTOW: 6350 kg
- (<https://www.eviation.co/alice> as of 2019)

- Battery mass is 65% of total aircraft mass (without payload)
  - Specific energy of battery is 400 Wh/kg [much too high]
- (<https://www.eviation.co/alice> as of 2017)



Sarsfield 2019

- Service entry is expected in 2022
- Maximum payload: 1250 kg (including pilots).  
This is only 13.7% of MTOW (low due to batteries).
- 183 kg cargo (with assumed 97 kg per person)
- Direct Operating Costs (DOC): 200 USD per flight hour with 11 person at 240 kt (Hemmerdinger 2019)

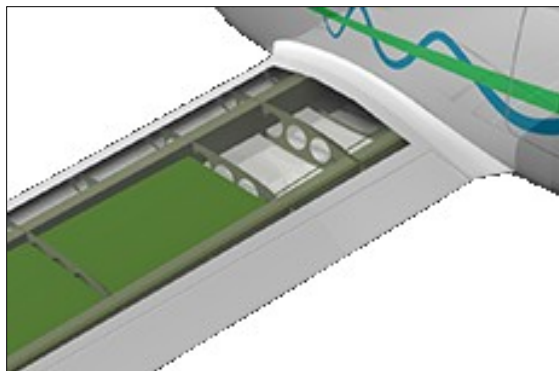
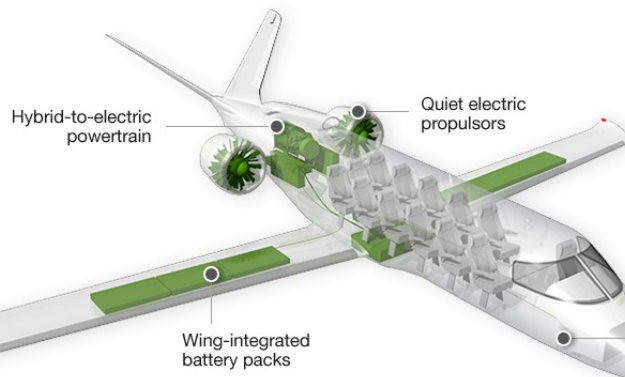
#### Own calculations based on given data:

- OEW: 2043 kg
- battery mass: 3434 kg
- OEW/MTOW = 0.32 (too low)
- Specific energy of battery calc.: 285 Wh/kg (high)
- L/D in cruise: 17.5 (based on 400 Wh/kg)
- L/D in cruise: 24.5 (based on 285 Wh/kg) (too high)



Media Hype?

**ZUNUM Aero: Commuter Aircraft – Series Hybrid with Range Extender**



Zunum 2019

## Media Hype?

# ZUNUM Aero: Commuter Aircraft – Series Hybrid with Range Extender

## Zunum's 2022 Aircraft by the Numbers

### Weights (lb.)

Max. takeoff .....	<12,500
Max. payload .....	2,470
Standard fuel .....	800
Battery weight .....	<20% of MTOW

### Performance

Max. cruise speed .....	340 mph
Max. range .....	>700 mi.
Max. altitude .....	25,000 ft.
Takeoff distance .....	2,200 ft.
Landing distance .....	2,500 ft.
Time to 25,000 ft. ....	18 min.
Stall speed .....	73 kt.
Max. power .....	1-megawatt class
Emissions .....	<0.3 lb. CO <sub>2</sub> /ASM
Sideline noise .....	65 EPNdB

Source: Zunum Aero

Zunum 2019: 11500 lbs = 5216 kg  
 Zunum 2019: 2500 lbs = 1134 kg  
 = 363 kg (will give range of about 1250 km = 780 SM as specified)  
**very low for battery electric flight**

= 295 kt this gives  $M = 0,49$  in 25000 ft  
 meant are 700 SM = 608 NM = 1126 km **guaranteed by fuel !!!**

Zunum 2019:  
 12 pax => 94.5 kg / pax (**low**)  
 battery mass (@ 20% MTOW): 2300 lbs = 1043 kg  
 OEW = 5900 lbs = 2676 kg  
 OEW/MTOW = 0,51 (realistic)  
 With 250 Wh/kg, L/D=18: **battery range = 238 km = 148 SM**

**Aircraft flies only 21% of its range on batteries!**

**Greenwashing**

Warwick 2017

## Media Hype?

### Diamond Aircraft Multi-Engine Hybrid Electric Aircraft (based on DA40)



Diamond 2018

- First flight: 31st of October 2018 at Diamond Aircraft's headquarters in Wiener Neustadt, Austria.
- Two electric engines have been added on a forward canard, which combined can generate 150kW of take-off power.
- The diesel generator is located in the nose of the aircraft and can provide up to 110kW of power.
- Two **batteries** with 12 kWh each are mounted in the rear passenger compartment [**taking two of the four seats!**], and act as an energy storage buffer.
- Pure electric, the aircraft has an endurance of approximately 30 minutes. The hybrid system extends this to 5 hours.
- The objective of future flight tests will be to **determine the exact efficiency increase** achieved in comparison to similar non-electric aircraft.

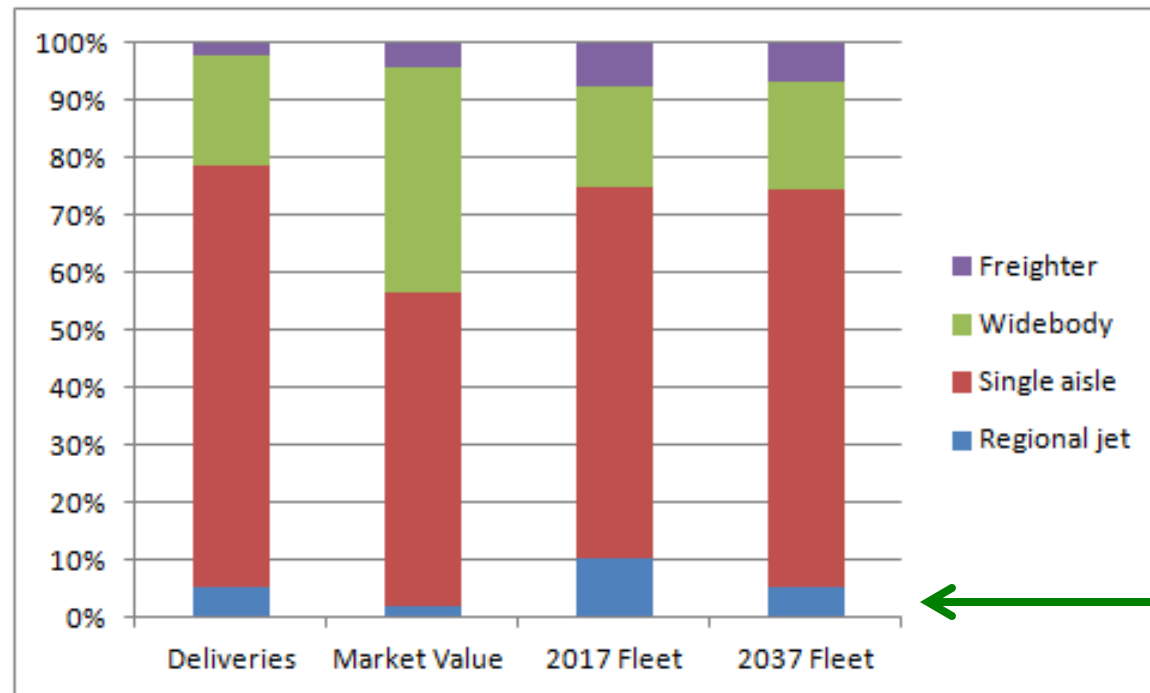
**Remark:** Direct Operating Costs (DOC) per passenger seat will roughly **double** with only 2 seats instead of 4!

# Validation – Are we Doing the Right Thing?

## Validation – Are we Doing the Right Thing?

### Market Situation

Where is the market niche for **short range**, **small passenger aircraft** with **(hybrid-) electric propulsion**?



Data source: Boeing 2018

**(Hybrid-) electric propulsion with small short range passenger aircraft will be in this niche market!**  
**Market value:**  
**1.7% in next 20 years – declining.**

Boeing Commercial Market Outlook 2018-2037



## Validation – Are we Doing the Right Thing?

### Electric (Air) Mobility with/without Grid Connection?



*"I am also much in favor of Electric Propulsion in aviation – once the problem with the Aerial Contact Line is solved!"*

(one of my engineering friends)

We know:

- **Electric propulsion** suffers from large battery weight / **low specific energy**.
- **Hybrid electric propulsion** makes use of fuel with high specific energy, but leads to rather **complicated, heavy and expensive systems**.

## Validation – Are we Doing the Right Thing?

### Grid Connected Electric Mobility Operates Successfully on Tracks!



- Aircraft: *Induced drag* is drag due to Lift = Weight. Train: *Rolling Friction* is also drag due to Weight.
- Aircraft: For minimum drag, *induced drag* is 50% of total drag.
- For the same weight, **rolling friction** of a train is **5% of the induced drag** of an aircraft!
- This means: For the same weight, **drag of an aircraft is reduced by  $\approx 47.5\%$  if put on rails!**

## Validation – Are we Doing the Right Thing?

### Mobility between Megacities – How?




Airbus 2016

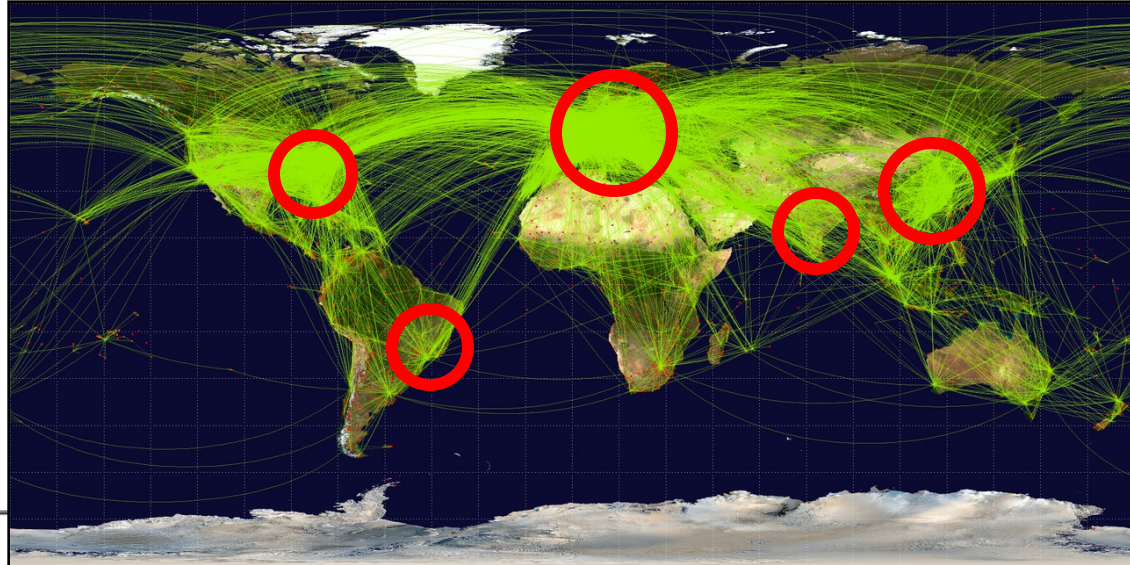
- The world's **population growth** takes place in **megacities**.
- Airports at megacities are **schedule-constrained** already today – more so in the future.
- **Adjacent megacities** require **mass capacity**. Up to **medium range** => **high speed trains** needed!
- **Megacities connect globally long range** mostly **over oceans** => **aircraft** needed!



## Validation – Are we Doing the Right Thing?



Khanna 2016



World Airline Routemap (Wikipedia 2009)



Maps of World 2018



Areas with adjacent megacities that will increasingly be *connected* by **high speed trains**.

## Validation – Are we Doing the Right Thing?

### Connecting Adjacent Megacities – Beijing & Shanghai – Comparing Aircraft with Train

Time	Location	Mode
08:20	Beijing Capital Times Square	Walk
08:30	Xidan	
08:40		Metro Line 4
08:50		
09:00	Xuanwumen	Metro Line 2
09:10		
09:30		Metro Airport Line
09:40	Dongzhimen	
09:50		Metro Airport Line
10:00	Beijing Capital International Airport	
10:10		Aircraft
...	...	
11:20		Aircraft
11:30	Beijing Capital International Airport	
11:40		Aircraft
11:50		
...	...	Aircraft
13:20		
13:30		Aircraft
13:40	Shanghai Hongqiao	
13:50	Pick-up luggage	

(a) Travel mode: metro + aircraft

Time	Location	Mode
08:20	Beijing Capital Times Square	Walk
08:30	Xidan	
08:40	Beijing South Railway Station	Metro Line 4
08:50		Train
09:00	Beijing South Railway Station	
09:10		Train
09:20		
09:30		Train
09:40		
09:50		Train
10:00		
...	...	Train
11:20		
11:30		Train
11:40		
11:50		Train
13:10		
13:20		Train
13:30		
13:40		Train
13:50	Shanghai Hongqiao	

(b) Travel mode: metro + high-speed rail

#### China High Speed Rail (CHR)

##### Beijing to Shanghai:

- 1200 passengers per train
  - **1200 km distance**
  - 350 km/h
  - ≈ every 20 min. (an A380 every 10 min.)
  - usually fully booked
  - 88000 passengers per day (both directions)
- Example: Train number G1

Sun 2017

- Comparison **air transportation** versus **high-speed rail** for a trip from **Beijing** Capital Times Square to **Shanghai** Hongqiao in China.
- Despite the large spatial distance of more than **1200 km**, **passengers** using either mode **arrive** approximately **at the same time**. **Probability of delays is less on the train.**



Validation – Are we Doing the Right Thing?

**Increasing Political Pressure ...**

... to **shift short range flights** from airports **to trains!**

**Per Jet von Frankfurt nach Köln** (190 km)  
*Verlagerung der Kurzstreckenflüge auf die Bahn würde Mensch und Umwelt entlasten*  
 Frankfurter Rundschau, 26.10.2018

**DB Rail&Fly**



**Kleine Anfragen** an die Bundes- und Landesregierungen und die Antworten:

- 08.10.2018(Q) 19/4784 Potenzial der Verlagerung von Inlandsflügen auf die Bahn am Flughafen **Frankfurt**
- 18.09.2017(A) 18/13587 Potenzial der **Verlagerung von Flügen auf die Bahn** an den **Berliner** Flughäfen
- 06.09.2017(A) 18/13510 Potenzial der Verlagerung von Flügen auf die Bahn am Flughafen **München**
- 17.06.2016(A) 19/3263(HE) Potenzial der Verlagerung von Passagierflügen auf die Bahn am Flughafen **Frankfurt a.M.**
- 16.06.2016(A) 19/3264(HE) Potenzial der Verlagerung von Frachtflügen auf die Bahn am Flughafen **Frankfurt a. M.**
- 28.08.2015(A) 18/5879 Potenzial der Verlagerung von Flügen auf die Bahn am Flughafen **München**
- 06.05.2014(A) 18/1324 Potenzial der Verlagerung von Flügen auf die Bahn am Flughafen **Frankfurt am Main**
- 05.08.2014(A) 19/542(HE) Verlagerung Kurzstreckenflüge auf die Bahn
- 07.09.2012(A) 17/10615 Potenzial der Verlagerung von Flügen auf die Bahn am Flughafen **Hannover**
- 05.04.2012(A) 17/9274 Potenzial der Verlagerung von Flügen auf die Bahn am Flughafen **Frankfurt am Main**

...

<http://dipbt.bundestag.de> Q: Question; A: Answer; HE: Hessen

## Validation – Are we Doing the Right Thing?


### Many Possible Energy Paths for Aviation

1. fossile fuel	=> jet engine		no future solution
2. bio fuel (algae, ...)	=> jet engine		not sustainable
3. regenerative electricity	=> aerial contact line	=> electric engine	not for aviation
4. regenerative electricity	=> battery	=> electric engine	<b>electric:</b> only for short range
5. regenerative electricity	=> LH2	=> jet engine	new infrastructure & planes
6. regenerative electricity	=> LH2 => fuel cell	=> electric engine	see 5.; trade-off !
7. regenerative electricity	=> <b>PtL (drop in fuel)</b>	=> jet engine	same infrastructure & planes
8. regenerative electricity	=> PtL => GT/Gen.	=> electric engine	<b>hybrid electric</b> , heavy
9. regenerative electricity	=> PtL => GT/Pump	=> hydraulic motor	<b>hybrid hydraulic</b> , ???

**PtL:** Power to Liquid

**GT:** Gasturbine;

**Gen.:** Generator



Additional conversions & major aircraft parts: **Solutions 6** (one more component) and **8/9** (two more comp.)

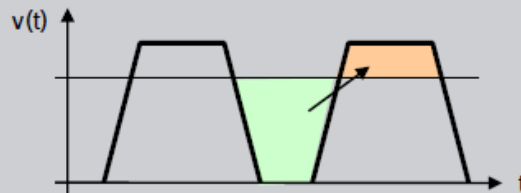
## Validation – Are we Doing the Right Thing?

### Electric versus Hydraulic Hybrid Propulsion

Geerling 2017

#### Electric Hybrid Technology

Unused(Diesel)Power charges electric storing device



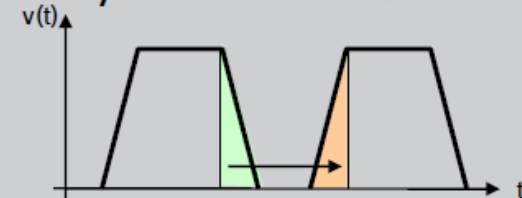
#### Characteristics/ Advantages:

- Extension of reach
- reduction of peak loads
- Power peaks are balanced by batteries
- Additional electrical power
- Lower(Diesel)Power required

→Electric hybrid allows storage of high amounts of energy

#### Hydraulic Hybrid Technology

Recuperation of the kinetic / braking energy charges hydraulic accumulators



#### Characteristics/ Advantages:

- Vehicle inertia feeds accumulators
- Acceleration supported by stored hydraulic energy
- good recovery of kinetic energy
- Starting benefits from high power density
- High torque available, especially in the acceleration phase

→Hydraulic hybrid allows storage of high amounts of powers

In contrast to both of this: Aircraft have a very even load profile during most time of the operation!

## Validation – Are we Doing the Right Thing?

### Electric versus Hydraulic Hybrid Propulsion

Geerling 2017

#### Possible Applications

→ Slow vehicles with multiple start and stop situations in normal operation, such as...  
 ... busses, underground, tram  
 ... garbage trucks  
 ... construction vehicles

...



#### Customer Benefits HRB System (Hybrid Hydraulic)

- Fuel Savings by up to 15-30%
  - Equal Reduction of emission
- Reduction of brake wear and fine dust abrasion thanks to hydraulic braking
- Improved performance/ acceleration boost by hydraulic support (up to 10% increase)
- Easy integration in existing system (AddOn System)
- Low cost components (“from the shelf”)
- Functional safety according to ISO26262

**Hydraulic Hybrid:** short time energy storing in short start-stop-cycles (high power density)

**Electric Hybrid:** continuous storing of unused Power (high energy density)

**HRB:** Hydrostatic Regenerative Breaking

In contrast to this: **Aircraft have a very even load profile during most time of the operation!**

## Validation – Are we Doing the Right Thing?

### Summing up the Considerations for Validation

- Physics favor trains over aircraft (*low drag due to weight*) => less energy, less CO<sub>2</sub>.
- PtL for jet engines is big competition for any electric flight bringing regenerative energy into aircraft.
- Hybrid propulsion has better applications than aircraft.
- Unpredictable political environment for short range flights.
- Aircraft are the only means of transportation over oceans long range.  
*Ships are too slow and hence no regular service, bridges and tunnels are limited in length.*
- Trains better on short range (*less access time to station, less waiting time in station, ...*).
- Trains better to connect adjacent megacities over land up to medium range with high volume.  
*A380 is too small and unfit, because designed for long range.*
- Aircraft over land, if ...
  - long range,
  - short range and no train available due to low volume traffic
    - aircraft need less investment into infrastructure than (high speed) trains.  
*Construction costs for high speed trains: 5 M€/km to 70 M€/km (2005, Campos 2009)*
    - alternative: rail replacement bus service
    - over remote areas, if no train is available (mountains, deserts, polar regions).

So, again:

Where is the market niche for short range, small passenger aircraft with (hybrid-) electric propulsion?

# Aircraft Design Basics

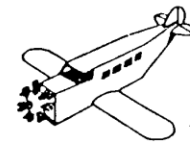


## Aircraft Design Basics

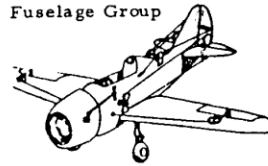
### Aircraft Design Wisdom

- **No discipline should dominate** in Aircraft Design (see on right). **Do not design your aircraft around your electric engine!**
- Start from **Top Level Aircraft Requirements** (TLAR) that are based on market needs. **Do not trim the TLARs such to make your design ideas shine.**
- Start with a **wide variety of design principles** and narrow down based on trade studies / **evaluation**. **Do not get locked in by one design idea (electric hybrid propulsion).**
- **Engine integration** is an important part of Overall Aircraft Design (OAD) and affects many disciplines. **Do not put your engines somewhere on the aircraft based just on one (good) idea.**

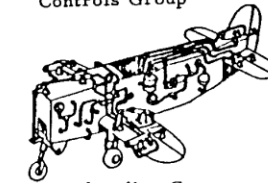
Nicolai 1975



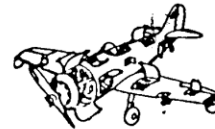
Fuselage Group



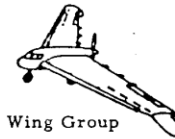
Controls Group



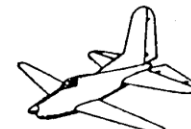
Hydraulics Group



Service Group



Wing Group

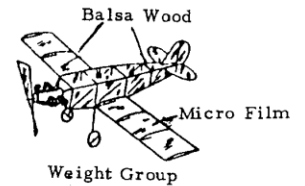


Empennage Group

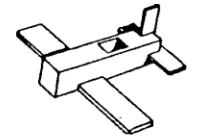
A completed airplane in many ways is a compromise of the knowledge, experience and desires of the many engineers that make up the various design and production groups of an airplane company.

It is only being human to understand why the engineers of the various groups feel that their part in the design of an airplane is of greater importance and that the headaches in design are due to the requirements of the other less important groups.

This cartoon "Dream Airplanes" by Mr. C. W. Miller, Design Engineer of the Vega Aircraft Corporation, indicates what might happen if each design or production group were allowed to take itself too seriously.



Weight Group



Loft Group




Production Engineering Group




Armament Group



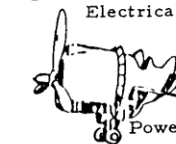
Aerodynamics Group



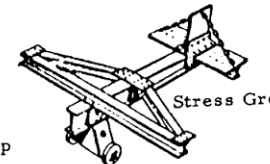
Equipment Group



Electrical Group



Power Plant Group



Stress Group

## Aircraft Design Basics

### First Law of Aircraft Design

Maximum Take-Off mass is a combination of PayLoad and Fuel mass (to reach maximum useful load) plus the Operating Empy mass of the aircraft:

$$m_{MTO} = m_{PL} + m_F + m_{OE}$$

$$m_{MTO} - m_F - m_{OE} = m_{PL}$$

$$m_{MTO} \cdot \left( 1 - \frac{m_F}{m_{MTO}} - \frac{m_{OE}}{m_{MTO}} \right) = m_{PL}$$

$$m_{MTO} = \frac{m_{PL}}{1 - \frac{m_F}{m_{MTO}} - \frac{m_{OE}}{m_{MTO}}}$$

$m_{MTO}$  : Maximum Take- Off mass

$m_F$  : Fuel mass

$m_{OE}$  : Operating Empty mass

$m_{PL}$  : Payload

In case of electric propulsion **fuel mass** is meant to be **battery mass**.

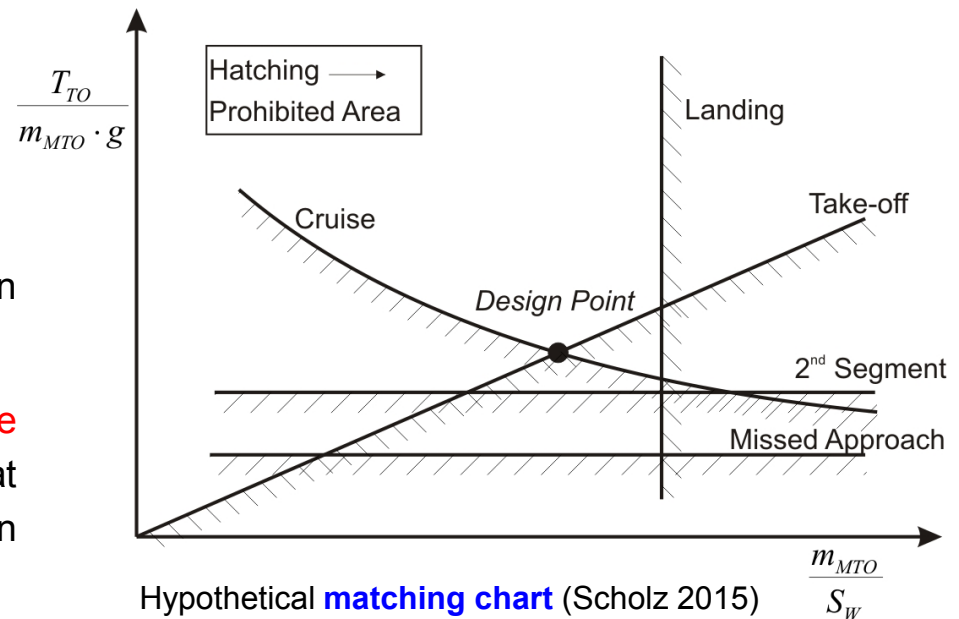
**Maximum Take-Off mass** is a surrogate parameter for **cost** !

## Aircraft Design Basics

### Several Design Requirements Considered Simultaneously with the Matching Chart

- Requirements:
  - **Take-off** (engine failure)
  - **2nd Segment Climb** (engine failure)
  - (Time to Initial Cruise Altitude, not shown in chart)
  - **Cruise**
  - **Missed Approach** (engine failure)
  - **Landing**
- Heuristic for an optimum aircraft:
  - Lines from Take-Off, Landing and Cruise meet in one point
  - Move Cruise Line by selecting  $1 \leq x_{opt} \leq 1.31$  for  $V_{opt} = x_{opt} \cdot V_{md}$

- Thrust-to-Weight versus Wing Loading.
- Graphical Optimization to find the Design Point.
- Note: **Some design features may not have an effect**, if they influence a flight phase that has (in one particular design) no effect on the Design Point.



Find detailed information on

**Aircraft Design**

at

**Hamburg Open Online University (HOOU)**

<http://hoou.ProfScholz.de>

Scholz 2015

# Aircraft Design for Electric Propulsion

## Aircraft Design for Electric Propulsion

### First Law of Aircraft Design – Consequences for Electric Propulsion

- The "First Law of Aircraft Design" may have **no solution**.
- No solution, if  $m_{MTO}$  is infinity or negative.
- No solution if  $m_F / m_{MTO}$  is too large:
  - **range is too high**,
  - **specific energy of fuel or batteries is too low**,
  - propulsion is inefficient,
  - aerodynamics are inefficient.
- No solution, if  $m_{OE} / m_{MTO}$  is too large (typical value:  $m_{OE} / m_{MTO} = 0.5$ ):
  - structure is too heavy
  - systems are too heavy
  - propulsion is too heavy
- **Maximum take-off mass  $m_{MTO}$  is proportional to payload  $m_{PL}$ .**
- **Viability of electrical propulsion is not a matter of aircraft size.**  
 Very large electrical aircraft would be possible (if technology is ready)!
- Viability of electric propulsion is strongly a matter of
  - **range** and
  - **specific energy**.

$$m_{MTO} = \frac{m_{PL}}{1 - \frac{m_F}{m_{MTO}} - \frac{m_{OE}}{m_{MTO}}}$$



## Aircraft Design for Electric Propulsion

### Savings due to a Large Number of (Electric) Engines?

- Engine **Maintenance Costs**:
  - Knowledge: Maintenance costs increase with number of engines.
  - Apparent fact: Maintenance costs increase strongly with number of jet engines.
  - Assumed: Maintenance costs increase only moderately with number of electrical engines.
  - Hence: A large number of engines can be used with **little detrimental effect on maintenance costs, if engines are electrical** (and hence simple!?).
- A large number of engines **reduces thrust requirements** at **engine failure (OEI)** ...
  - during **climb** (if CS-25 interpretation is favorable – separate page)
  - during **take-off** (if CS-25 remains unchanged – separate page)
- A large number of engines (**distributed propulsion** along wing span) ...
  - **does not** help to **increase maximum lift coefficient** considerations, because lift needs to be achieved also with engines failed,
  - does help to reduce wing bending and hence **reduces wing mass**.

## Aircraft Design for Electric Propulsion

### Savings due to a Large Number of (Electric) Engines? – Climb OEI: $\sin \gamma$

CS 25.121 Climb: one-engine-inoperative

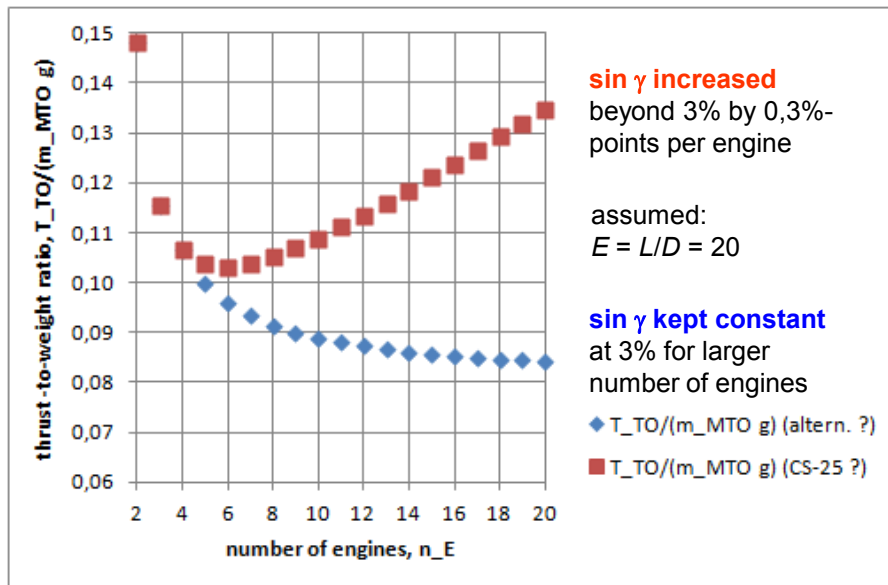
(b) Take-off; landing gear retracted.

In the take-off configuration existing at the point of the flight path at which the landing gear is fully retracted, ... the **steady gradient of climb** may not be less than

$\sin \gamma$  ↓ 2.4% for **two-engined** aeroplanes,  
 2.7% for **three-engined** aeroplanes and  
 3.0% for **four-engined** aeroplanes,  
 at  $V_2$  and with -

$$\frac{T_{TO}}{m_{MTO} \cdot g} = \left( \frac{n_E}{n_E - 1} \right) \cdot \left( \frac{1}{E} + \sin \gamma \right)$$

(1) The critical engine inoperative and the remaining engines at the available maximum continuous power or thrust



- It depends on the required **climb gradient,  $\sin \gamma$** .
- It is **not defined today**, how a One-Engine-Inoperative (OEI) climb is treated by CS-25 with respect to  $\sin \gamma$ .
- **Many engines** could also lead to **increased thrust requirements!?**

$T_{TO}$ : Take-Off thrust  
 $m_{MTO}$ : Maximum Take-Off mass  
 $g$ : earth acceleration  
 $n_E$ : number of engines  
 $\sin \gamma$ : climb gradient

## Aircraft Design for Electric Propulsion

### Savings due to a Large Number of (Electric) Engines? – One Engine Inop or More?

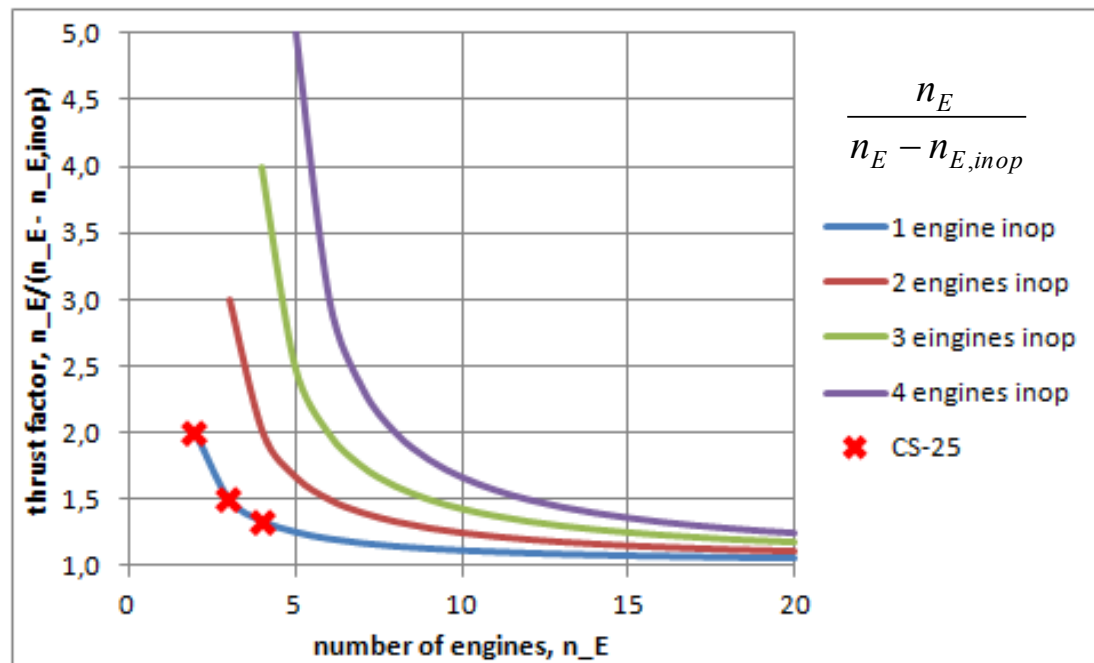
#### CS 25.107 Take-off speeds

(a)(1)  $V_{EF}$  is the calibrated airspeed at which **the [one] critical engine** is assumed to fail.

#### CS 25.109 Accelerate-stop distance

(a)(1)(ii) Allow the aeroplane to accelerate ... assuming **the [one] critical engine** fails at  $V_{EF}$

#### CS 25.121 Climb: **one-engine-inoperative**



$$\frac{T_{TO}}{m_{MTO} \cdot g} = \left( \frac{n_E}{n_E - 1} \right) \left( \frac{1}{E} + \sin \gamma \right)$$

general thrust factor:  $\frac{n_E}{n_E - n_{E,inop}}$

- For a design with very many engines  $n_E$ , EASA / FAA could re-define the thrust factor.
- The number of engines assumed inoperative  $n_{E,inop}$  could be increased:
 
$$n_{E,inop} > 1, \text{ for larger } n_E$$
- 4 engines with 1 failed need a thrust factor of 1.33. 20 engines with 4 failed need a thrust factor of 1.25 – only slightly less. However, probability for 4 engines failed from 20 is very low.
- Applied, this could reduce the advantage of many engines.

## Aircraft Design for Electric Propulsion

### Savings due to a Large Number of (Electric) Engines? – Propeller Efficiency

- A large number of engines can be used to **reduce** the **propeller diameter**,  $D$  at constant disk area,  $A$ . This would only reduce propeller tip speed and tip Mach number  $M_{tip}$  and result in higher propeller efficiency at constant RPM.

$$\lambda = U/V \quad U = \omega D/2 = \pi n D$$

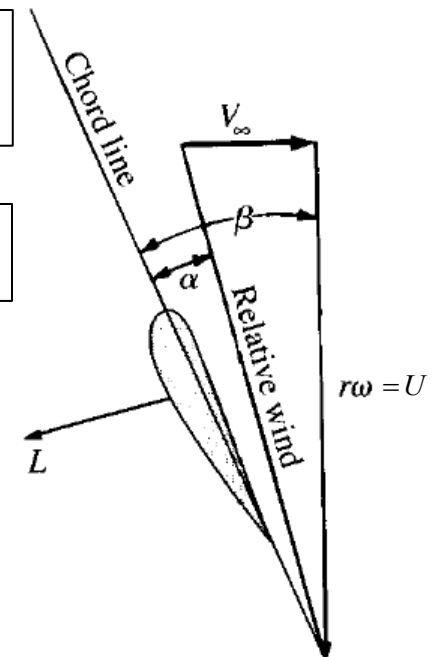
$$\lambda = \pi n D/V = \pi/J \quad J = \frac{V}{nD} = \pi/\lambda \quad \text{advance ratio}$$

$$M = V/a \quad M_{tip} = U/a \quad U = \lambda V$$

$$M_{tip} = \frac{\lambda V}{a} = \frac{\pi n D}{a}$$

However,  $M_{tip}$  is independent of  $D$  and only proportional to  $V$ .  
Smaller  $D$  requires larger RPM,  $n$ .

$\lambda = U/V$   
follows from  
required  $\alpha$



- A large number of engines can be used to **increase total propeller disk area**,  $A$  at constant propeller diameter,  $D$ . Propeller ground clearance is kept. This leads to lower disk loading and hence higher propeller efficiency.

$$\eta_{prop} \approx \frac{2 \cdot \left( 1 - \lambda^2 \cdot \ln \left( 1 + \frac{1}{\lambda^2} \right) \right)}{1 + \sqrt{1 + \frac{T}{q \cdot A}} - 2 \cdot \lambda^2 \cdot \ln \left( 1 + \frac{1}{\lambda^2} \right)}$$

$\eta_{prop}$  without wave drag (Truckenbrodt 1999)



## Aircraft Design for Electric Propulsion

### ... in Contrast Rolls-Royce thinks ...

*Translated from German:* "For Rolls Royce, for example, a gas turbine uses a generator to produce the electricity used for electric motors and on-board functions. The aim is to **save up to 35 percent** of the **emissions** of an aircraft in this way by changing the **aircraft design with numerous small, electrically driven propellers**, says Ulrich Wenger, head of technology at the engine manufacturer.

Rolls-Royce (NAS 2016)



Rolls-Royce (NAS 2016)



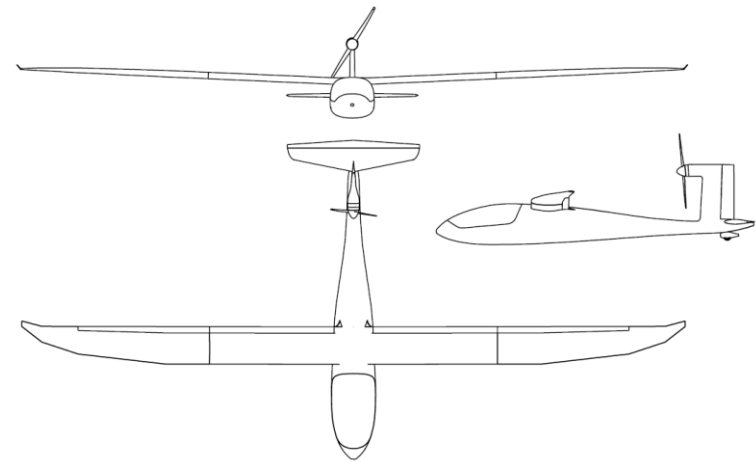
## Aircraft Design for Electric Propulsion

### Engine Integraton – Examples

- **Integration of the engine in the tail.** Particularly electrical motors with their compact configuration are suitable for this. Advantages:
  - Compared to conventional touring motor gliders a substantial **larger propeller-diameter** can be realized without a high and consequentially heavier undercarriage. This leads to an **increased propeller-efficiency**.
  - The front body part has the aerodynamic quality of a modern glider (no vorticities and local impact pressure peaks) and thus a very **small drag**.
  - The propeller is well protected from ground contact.

e-Genius 2018

### e-Genius Uni Stuttgart



## Aircraft Design for Electric Propulsion

### Engine Integraton – Examples

Airbus:

- **Two ducted**, variable pitch **fans** are spun by two electric motors.
- The ducting increases the thrust [compared to an unducted propeller with the same diameter] while reducing noise.  
(Szondy 2014)

- **Ducted fans have lower propeller efficiency.** For the same thrust they only need a smaller diameter and move less air mass at higher velocity. This results in a lower propulsive efficiency (despite reduced tip losses). Detrimental also: **higher friction drag** and **added weight** from the shroud and support structure.

- **Ducted fans** were chosen to make the aircraft **look good**.

(Oral: Corporate Technical Office, Airbus Group, 2015)

### E-Fan Airbus



Airbus' concept art: E-Fan 2.0 (Szondy 2014)



E-Fan (DGLR 2015)

## Aircraft Design for Electric Propulsion

### Maximum Relative Battery Mass

$$m_{MTO} = m_{OE} + m_{bat} + m_{PL}$$

$$\frac{m_{bat}}{m_{MTO}} = 1 - \frac{m_{OE}}{m_{MTO}} - \frac{m_{PL}}{m_{MTO}}$$

$$\frac{m_{OE}}{m_{MTO}} \approx 0.50 \quad \text{technology parameter}$$

$$\left. \begin{array}{l} \frac{m_{PL}}{m_{MTO}} = 0.25 : \frac{m_{bat}}{m_{MTO}} = 0.25 \\ \frac{m_{PL}}{m_{MTO}} = 0.10 : \frac{m_{bat}}{m_{MTO}} = 0.40 \end{array} \right\}$$

$$0.25 \leq \frac{m_{bat}}{m_{MTO}} \leq 0.40$$

this is equivalent to  
**revenue / expenses**

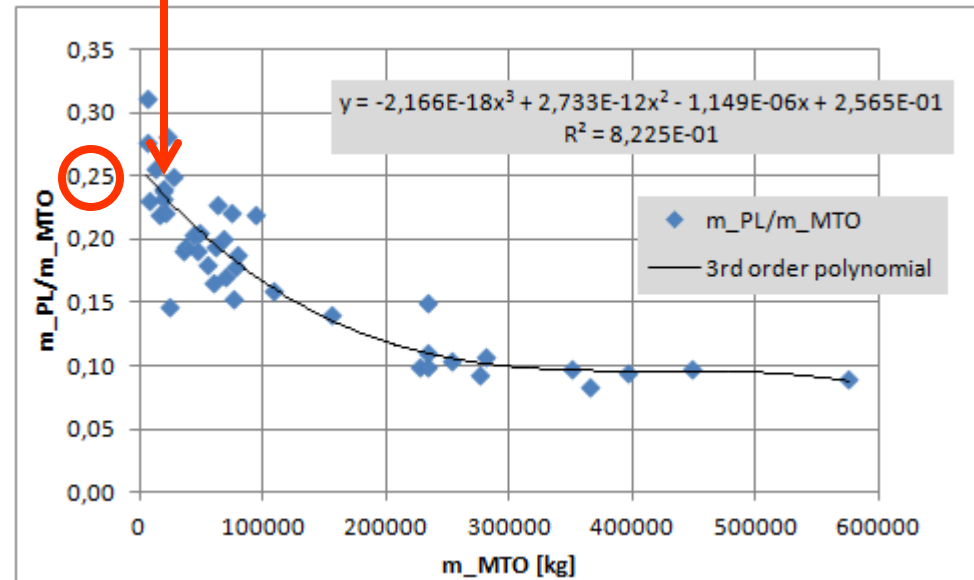
small A/C; short range

$m_{MTO}$  : Maximum Take-Off mass

$m_{bat}$  : battery mass

$m_{OE}$  : Operating Empty mass

$m_{PL}$  : Payload



Payload,  $m_{PL}$  calculated from "typical number of seats" from manufacturers seat layout and 93 kg/seat. Data points represent passenger aircraft most frequently in use with 19 seats or more. Note: Although the regression is quite good, physically  $m_{PL}/m_{MTO}$  is a function of range.

## Aircraft Design for Electric Propulsion

### Maximum Range for Electrical Propulsion

$$e_{bat} = \frac{E_{bat}}{m_{bat}} \quad L = W = m_{MTO} g \quad E = \frac{L}{D} \quad D = \frac{m_{MTO} g}{E}$$

$$P_D = DV = \frac{m_{MTO} g}{E} V = P_T = P_{bat} \eta_{prop} \eta_{elec} \quad V = \frac{R}{t}$$

$$P_{bat} = \frac{E_{bat}}{t} = m_{bat} e_{bat} \frac{V}{R}$$

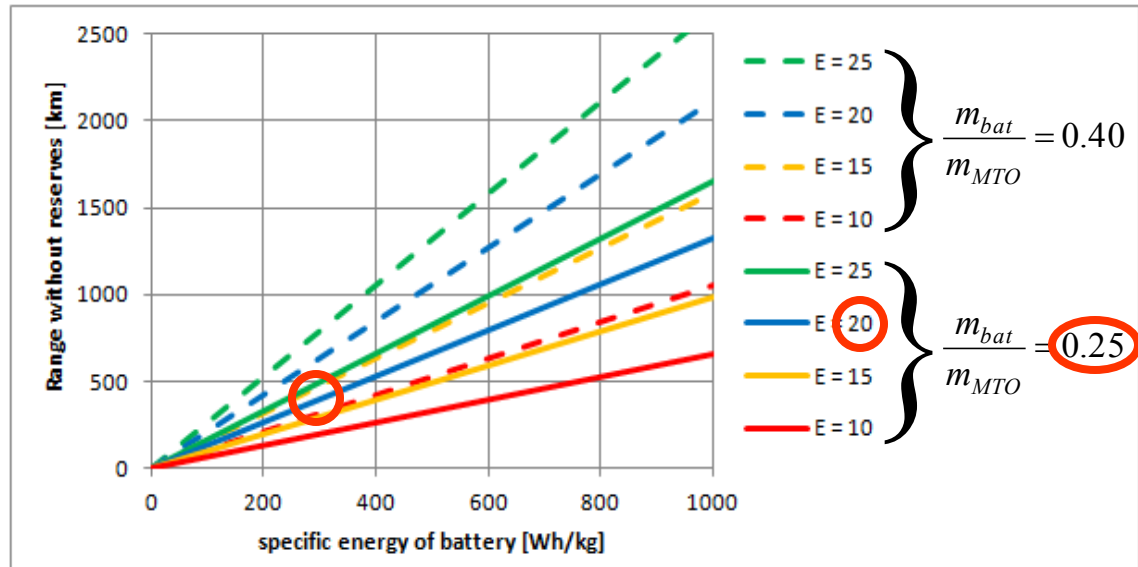
$$m_{bat} e_{bat} \frac{V}{R} \eta_{elec} \eta_{prop} = \frac{m_{MTO} g}{E} V$$

$$R = \frac{m_{bat}}{m_{MTO}} \frac{1}{g} e_{bat} \eta_{elec} \eta_{prop} E$$

$$\eta_{elec} = 0.9; \quad \eta_{prop} = 0.8$$

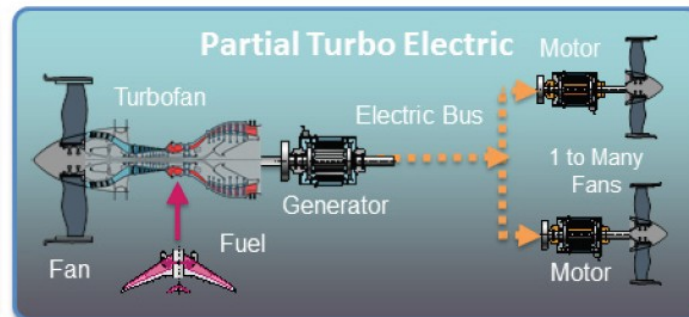
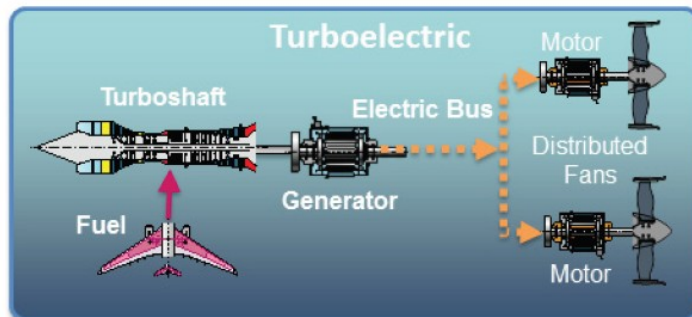
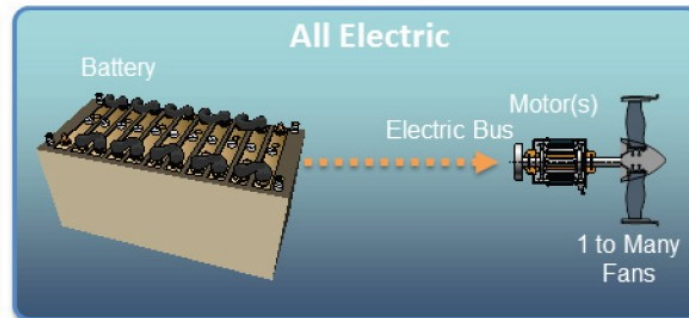
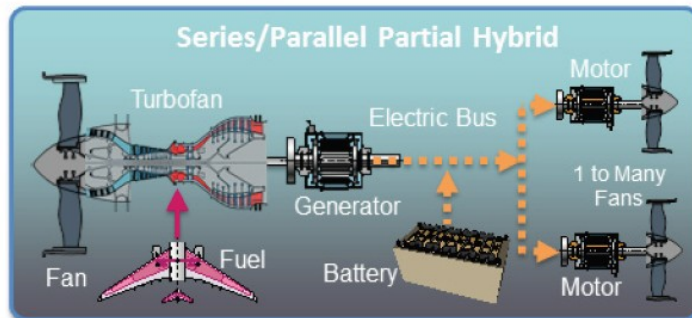
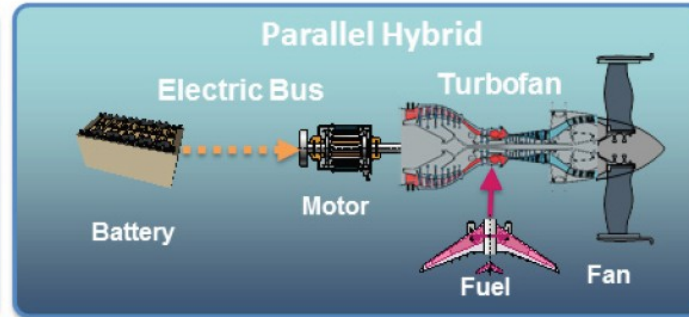
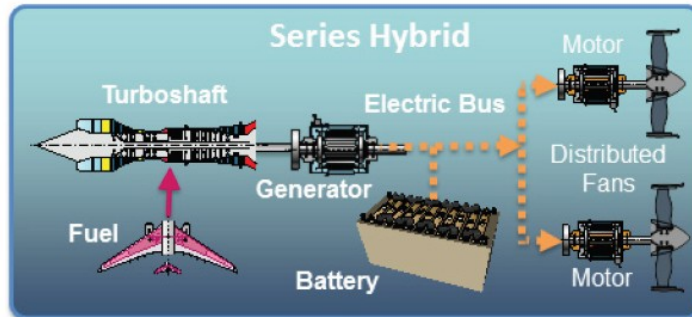
○ : realistic parameters

$e_{bat}$ : specific energy  
 $E_{bat}$ : energy in battery  
 $E$ : glide ratio (aerodynamic efficiency)  
 $L$ : lift  
 $D$ : drag  
 $W$ : weight  
 $V$ : flight speed  
 $R$ : range  
 $t$ : time  
 $g$ : earth acceleration  
 $P$ : power  
 $\eta$ : efficiency (prop: propeller)



## Aircraft Design for Electric Propulsion

### The Major 6 Turbo / Electric / Hybrid Architectures

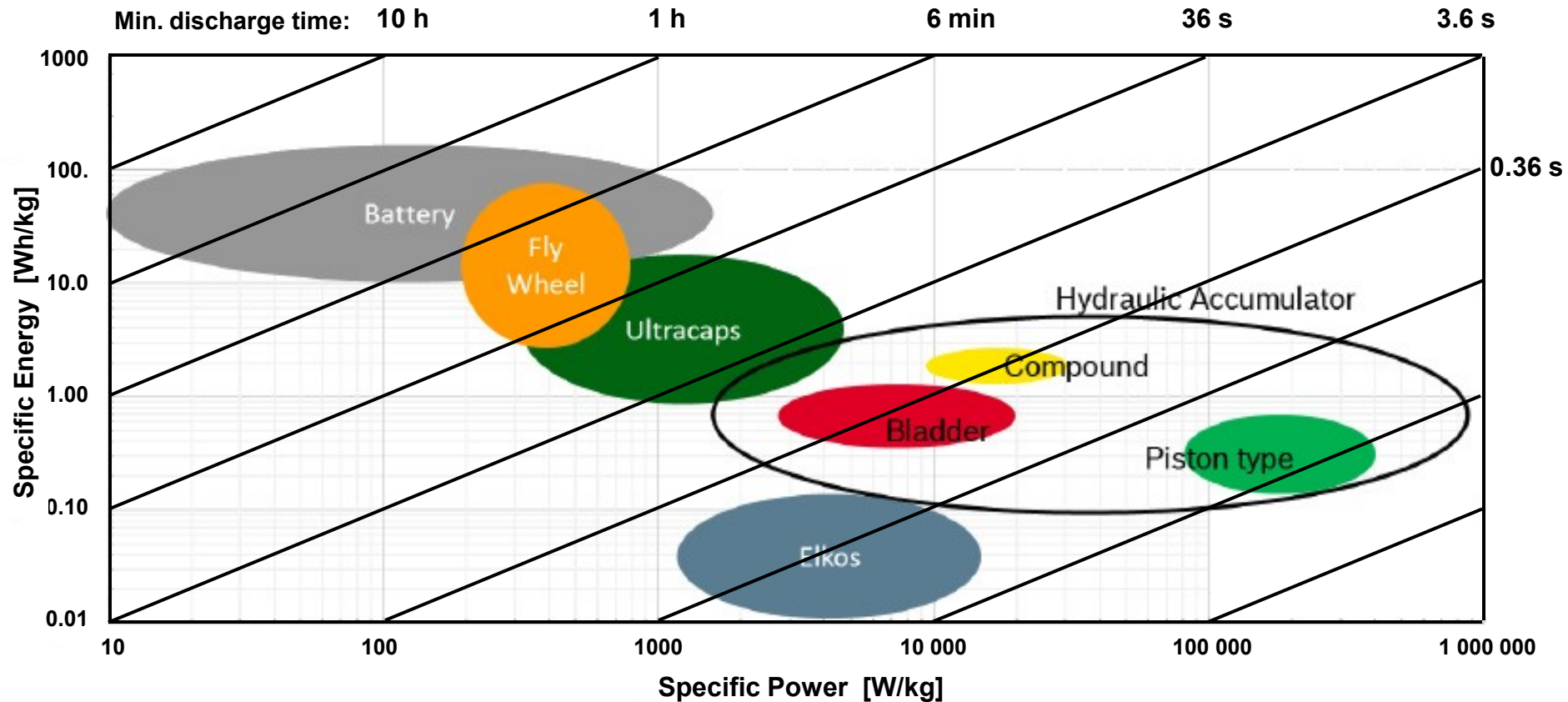


NAS 2016



## Aircraft Design for Electric Propulsion

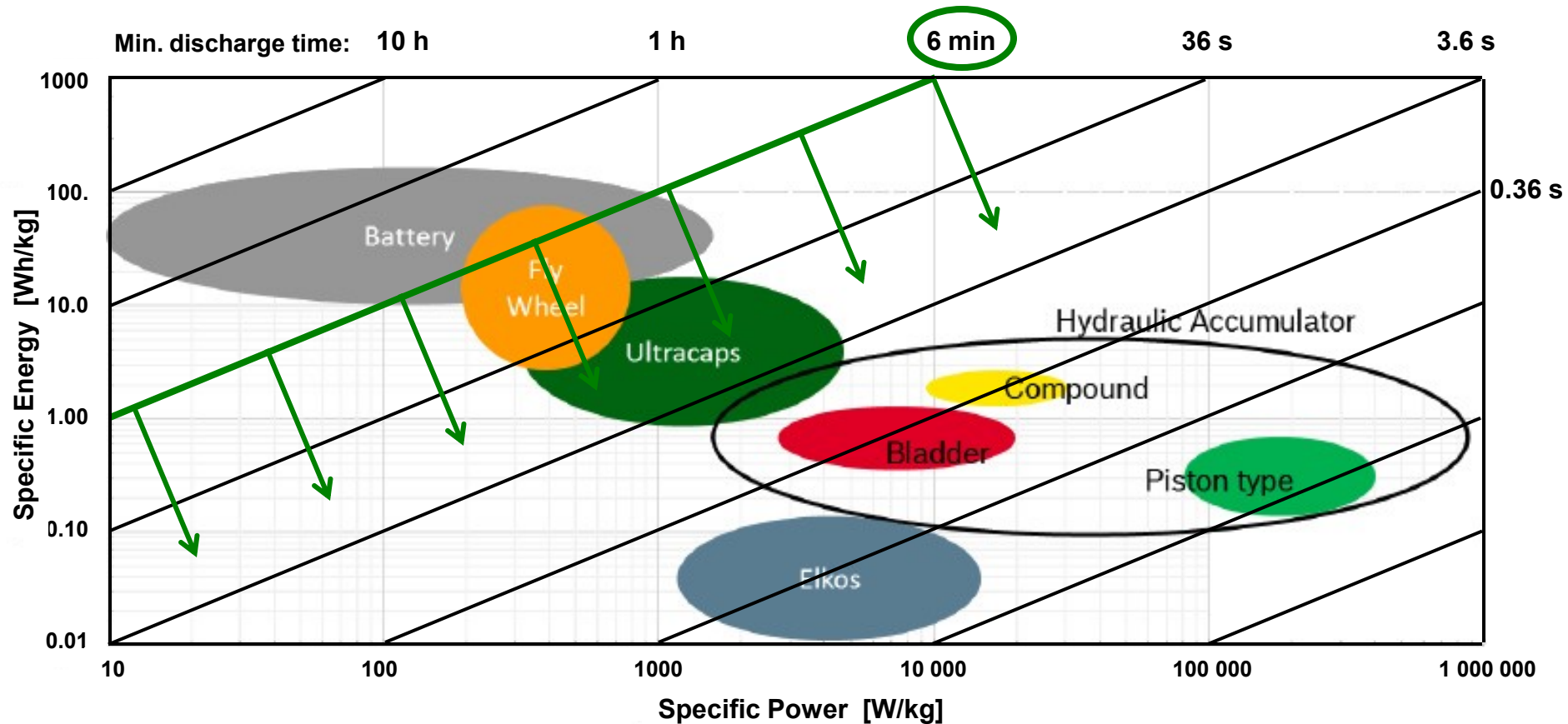
### Ragone Diagram for Energy Storage Devices



based on Geerling 2017

## Aircraft Design for Electric Propulsion

### Energy Storage Suitable for Take-Off and Initial Climb



## Aircraft Design for Electric Propulsion

### Collecting Aircraft Design Wisdom

- Thrust levels depend on flight phase. Decreasing thrust for:  
Take-Off → Climb → Cruise
- Cruise thrust is  $\approx 20\%$  of take-off thrust
- Climb thrust is  $\approx 80\%$  down to  $\approx 20\%$  of take-off thrust  
( $\approx 50\%$  on average)
- Take-off thrust required for only 5 min. (fuel ratio: 25 min /  $t_F$ )
- Operating Empty Mass  $\approx 50\%$  of Maximum Take-Off Mass
- Engine mass is  $\approx 10\%$  of Operating Empty Mass

### Derivation of Exergy Density, $b$

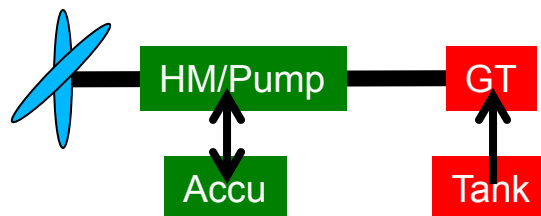
$$\begin{aligned}
 E &= A + B & E: \text{energy} \\
 B &= W & A: \text{anergy} \\
 \eta &= W / E = B / E & B: \text{exergy} \\
 B &= \eta E & W: \text{work} \\
 E &= m_F H_L & \eta: \text{efficiency} \\
 e &= E / m_F = H_L & m_F: \text{fuel mass} \\
 b &= B / m_F = \eta E / m_F & H_L: \text{lower heatingvalue} \\
 \boxed{b} &= \eta H_L & e: \text{specific energy} \\
 & & b: \text{specific exergy}
 \end{aligned}$$

	Gas Turbine (GT)	Electric Motor (EM)	Hydraulic Motor (HM)
relative component mass, $m_x/m_{GT}$	1.0	1.0	<b>0.1</b>
efficiency, $\eta$	0.35	0.9 (with controller)	0.9 (with controller)
	kerosine (k)	battery (b)	accumulator (a)
energy density, $e$	43 MJ/kg = 11900 Wh/kg	300 Wh/kg	5.0 Wh/kg
specific <b>exergy</b> , $b = \eta e$	<b>4165 Wh/kg</b>	270 Wh/kg	4.5 Wh/kg
relative specific <b>exergy</b> , $b_x/b_k$	1.0	0.065	0.01

## Aircraft Design for Electric Propulsion

### Generic Evaluation of Turbo / Electric / Hydraulic Architectures

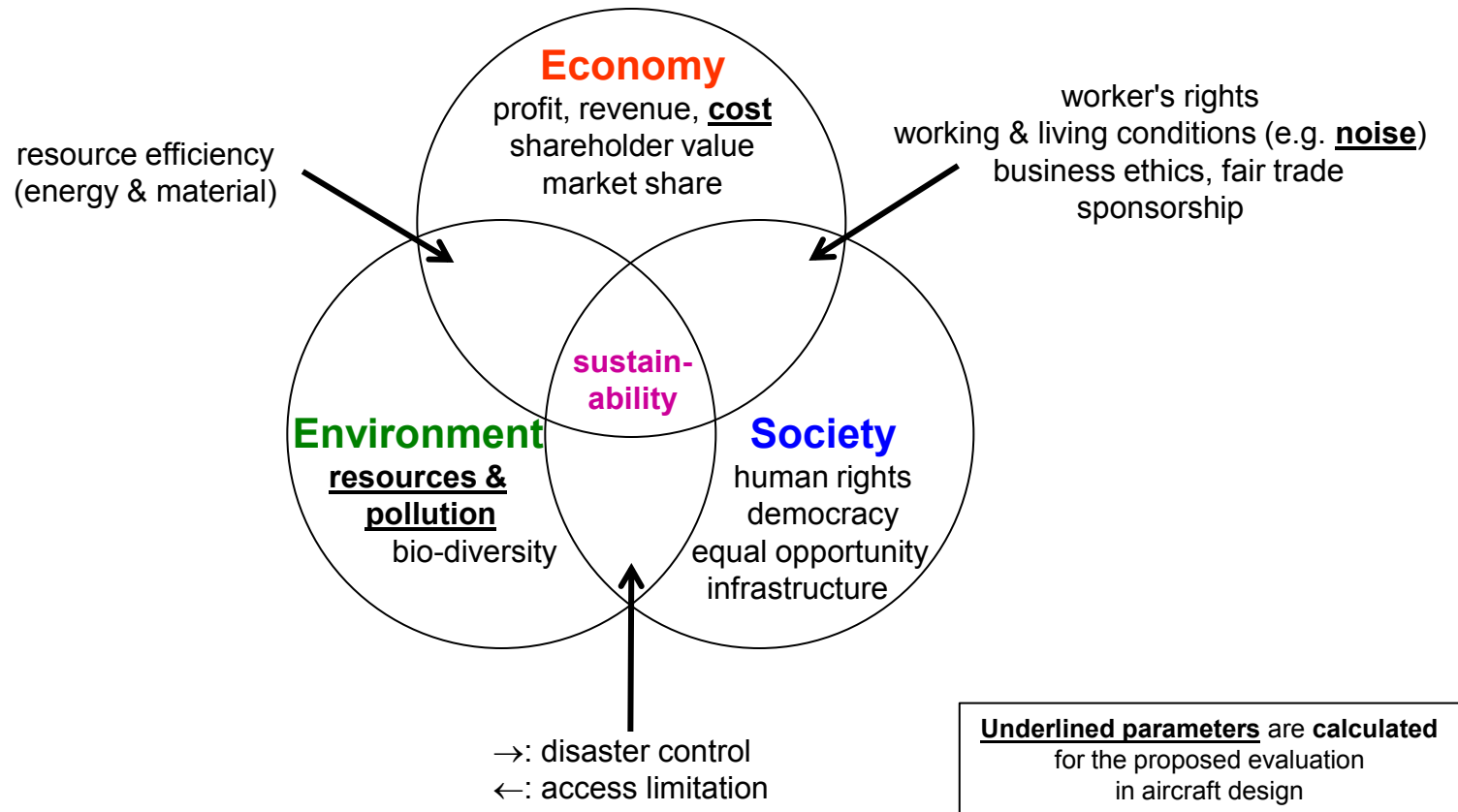
- **Reference Configuration**  
Kerosene feeds Gasturbine (turbofan)
- **All Electric**  
Component mass:  $\approx$  unchanged  
**Battery mass** (exergy comparison): **15 times that of kerosene** (with snowball effects even more)
- **Turbo Electric**: Gasturbine + Generator + Electric Motor  
**Component mass: 3 times mass of Gasturbine**  
Efficiency (from storage to propulsor):  $0.9 \cdot 0.9 = 81\%$  that of reference i.e. 28%  
Fuel mass:  $1/0.81 = 1.2$  that of reference
- **Turbo Hydraulic**: Gasturbine (GT) + Pump + Hydraulic Motor (HM)  
**Component mass: now only 1.2 the mass of the gasturbine**
- **Parallel Hydraulic Hybrid** – hydraulic used only during take-off (accumulator filled again for TOGA)  
Component mass:  $0.8 + 0.2 \cdot 0.1 \Rightarrow$  **only 82% that of reference**  $\Rightarrow$  OEW reduced by 1.8%  
Assume 5h flight  $\Rightarrow$  5% of energy is in accumulator.  
Storage mass:  $0.95 + 0.05/0.01 = 5.95$  that of reference  $\Rightarrow$  **This idea does not work!**



# Evaluation in Aircraft Design

## Evaluation in Aircraft Design

### The 3 Dimensions of Sustainability



### Sustainability Venn Diagram



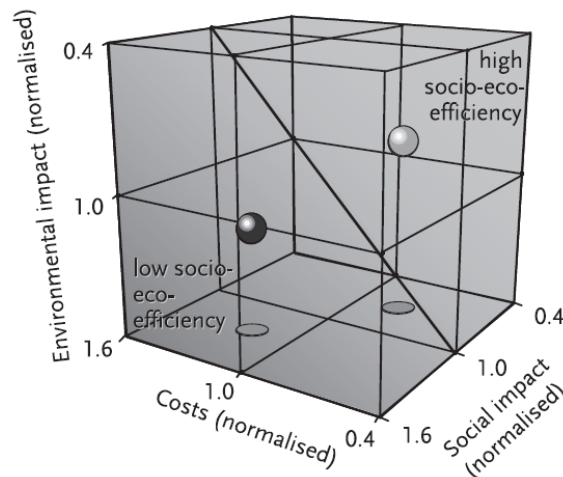
## Evaluation in Aircraft Design

### Evaluation: Purpose

- evaluation of the aircraft for **optimum design** (definition of an objective function)
- **technology evaluation** (on an assumed aircraft platform)
- evaluation for **aircraft selection** (for aircraft purchase by an airline)

### Evaluation in the 3 Dimensions of Sustainability: Measuring Socio-Eco-Efficiency

- **Economic** Evaluation
  - **Environmental** Evaluation
  - **Social** Evaluation
- } **Eco-Efficiency** } **Socio-Eco-Efficiency (SEE)**



- Alternative 1
- Alternative 2

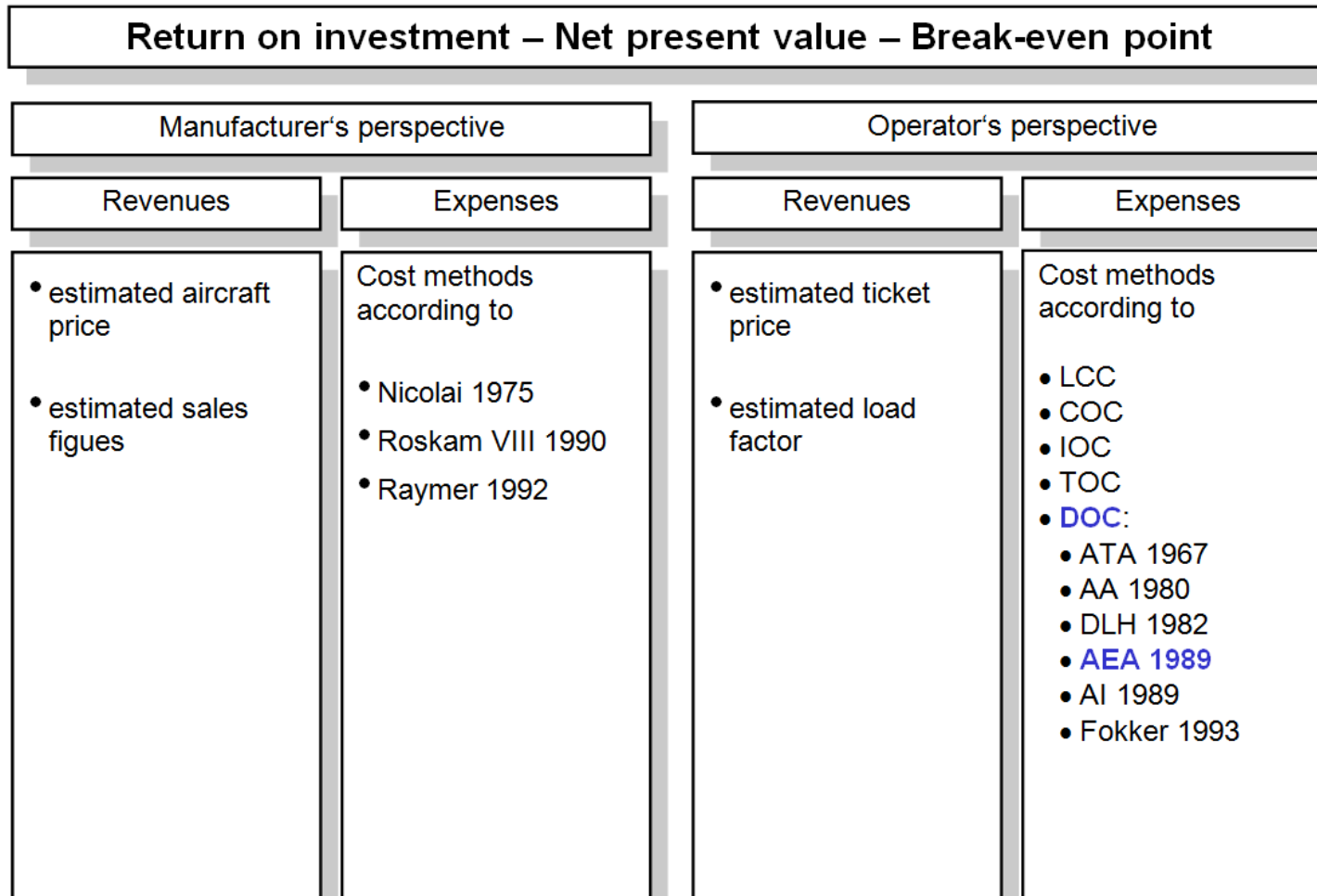
Type of Evaluation	Method
<b>Economic</b>	DOC
<b>Environmental</b>	LCA
<b>Social</b>	S-LCA

Schmidt 2004 (BASF SEE)

# Economic Evaluation (DOC)

## Economic Evaluation

# Approaches to Economic Evaluation in Aircraft Design and Procurement



Scholz 2015

## Economic Evaluation

### Overview of DOC Methods

Organization	Comment	Year of Publication	Source
Air Transport Association of America (ATA)	Predecessors to this method are from the year: 1944, 1949, 1955 and 1960.	1967	<b>ATA 1967</b>
American Airlines (AA)	The Method is based on Large Studies sponsored by NASA. See also: <b>NASA 1977</b> .	1980	<b>AA 1980</b>
Lufthansa	The Method was continuously developed further.	1982	<b>DLH 1982</b>
Association of European Airlines (AEA)	Method for <b>Short- and Medium Range Aircraft</b>	1989	<b>AEA 1989a</b>
Association of European Airlines (AEA)	Method for <b>Long Range Aircraft</b> (a modification of the method <b>AEA 1989a</b> )	1989	<b>AEA 1989b</b>
Airbus Industries (AI)	The Method was continuously developed further.	1989	<b>AI 1989</b>
Fokker	The Method was produced to evaluate aircraft design project.	1993	<b>Fokker 1993</b>
<b>TU Berlin</b>	Method developed by Prof. Thorbeck	2013	<b>Scholz 2013</b>

Scholz 2015

## Economic Evaluation

Scholz 2015

### DOC Cost Elements

- depreciation  $C_{DEP}$
- interest  $C_{INT}$
- insurance  $C_{INS}$
- fuel  $C_F$
- maintenance  $C_M$ , consisting of the sum of
  - airframe maintenance  $C_{M,AF}$
  - power plant maintenance  $C_{M,PP}$
- crew  $C_C$ , consisting of the sum of
  - cockpit crew  $C_{C,CO}$
  - cabin crew  $C_{C,CA}$
- fees and charges  $C_{FEE}$ , consisting of the sum of
  - landing fees  $C_{FEE,LD}$
  - ATC or navigation charges  $C_{FEE,NAV}$
  - ground handling charges  $C_{FEE,GND}$

$$C_{DOC} = C_{DEP} + C_{INT} + C_{INS} + C_F + C_M + C_C + C_{FEE}$$

#### Annual Costs:

$$C_{DOC} = C_{a/c,a}$$

#### Trip-Costs:

$$C_{a/c,t} = \frac{C_{a/c,a}}{n_{t,a}}$$

#### Mile-Costs:

$$C_{a/c,m} = \frac{C_{a/c,t}}{R} = \frac{C_{a/c,a}}{n_{t,a} R}$$

#### Seat-Mile-Costs:

$$C_{s,m} = \frac{C_{a/c,t}}{n_{pax} R} \text{ or } \frac{C_{a/c,a}}{n_s n_{t,a} R}$$

Utilization, annual, flight time:  $U_{a,f} = t_f \frac{k_{U1}}{t_f + k_{U2}}$

number of trips, annual:  $n_{t,a} = \frac{U_{a,f}}{t_f}$

# Environmental Evaluation (LCA)



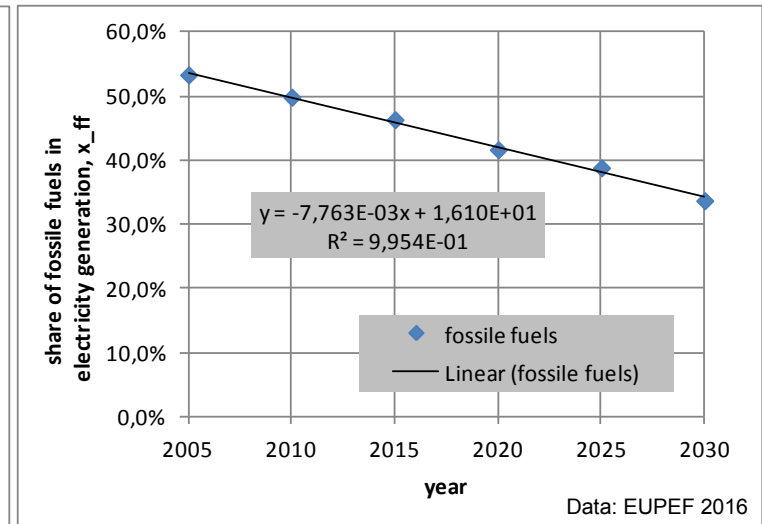
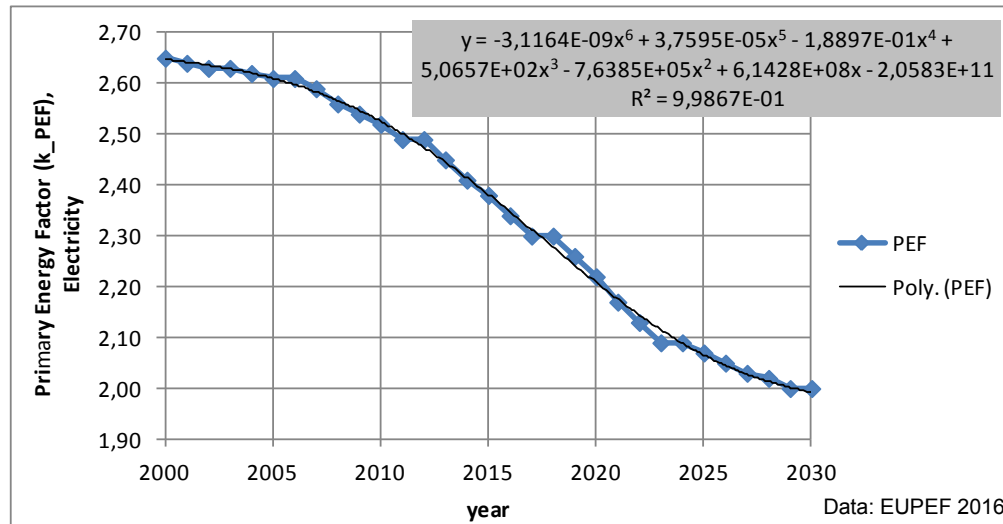
## Environmental Evaluation

### Kerosene Versus Battery in Flight

Type of Comparison	Kerosene	Battery
Energy (wrong)	$E = m_F H_L$	$E = E_{bat} / \eta_{charge}$
Max. Exergy (not good)	$B_{max} = \eta_C H_L m_F$	$B_{max} = E$
Exergy (ok)	$B = \eta_{GT} H_L m_F$	$B = \eta_{EM} E$
Primary Energy (better)	$E_{prim} = 1.1 H_L m_F$	$E_{prim} = k_{PEF} E$
CO2 (without altitude effect)	$m_{CO2} = 3.15 \cdot 1.1 m_F$	$m_{CO2} = 3.15 x_{ff} E_{prim} / H_L$
Equivalent CO2 (good, simple)	$m_{CO2,eq} = m_{CO2} (k_{RFI} + 0.1)$	$m_{CO2,eq} = m_{CO2}$

$H_L = 43 \text{ MJ/kg}$   
 $\eta_{charge} = 0.9$   
 $\eta_{GT} = 0.35$        $\eta_{EM} = 0.9$   
 Carnot Efficiency:  
 $\eta_C = 1 - T/(h) / T_{TET} = 1 - 216.65 / 1440 = 0.85$   
 Radiative Forcing Index:  
 $k_{RFI} = 2.7$  (1.9 ... 4.7)

Due to flight at altitude plus energy mix with renewables & nuclear power:  
 $m_{CO2,eq,kerosene} \approx 2.5 \cdot m_{CO2,eq,battery}$



## Environmental Evaluation

# An Excel-Based Life Cycle Tool





29<sup>th</sup> Congress of the International Council  
of the Aeronautical Sciences  
St. Petersburg, Russia; September 7-12, 2014

## CONCEPTUAL AIRCRAFT DESIGN BASED ON LIFE CYCLE ASSESSMENT

**Andreas Johanning, Dieter Scholz**  
**Aircraft Design and Systems Group (AERO), Hamburg University of Applied Sciences,  
Hamburg, Germany**

Johanning 2014 <http://Airport2030.ProfScholz.de>

## LCA-AD

### Life Cycle Assessment in Conceptual Aircraft Design

Version 1.01 - March 2016

Johanning 2016 <http://doi.org/10.13140/RG.2.1.1531.0485>

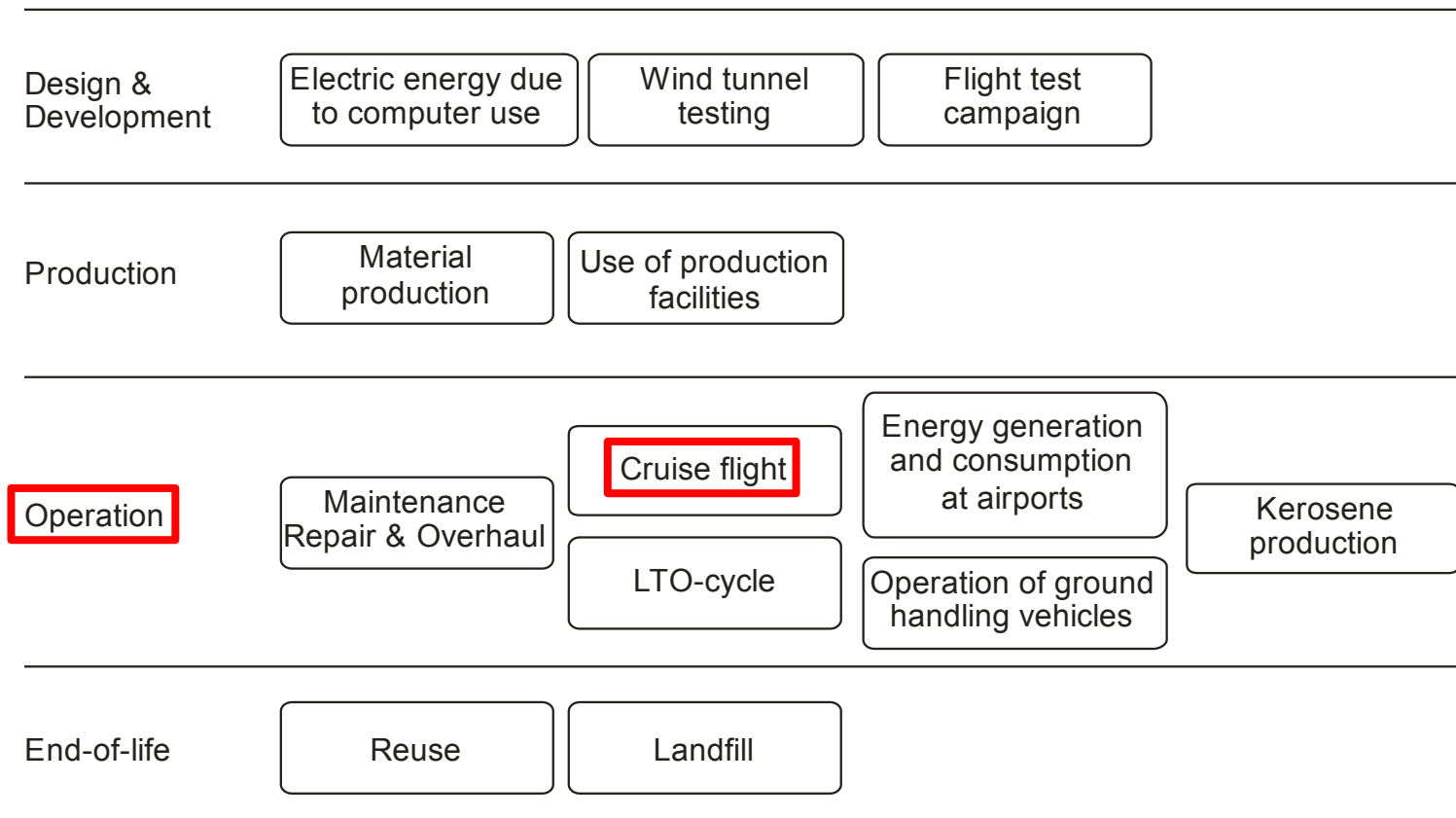
Johanning 2017

LCA-AD	
1	Goal and Scope Definition
2	Life Cycle Inventory Analysis
2.1	General Input and parameters
2.2	Design and Development
2.3	Production
2.4	Operation
2.5	End-of-life
2.6	Results of Inventory Analysis
3	Life Cycle Impact Assessment
3.1	Inputs for the impact assessment
3.2	Calculation of the impact assessment
3.3	Summary of the Impact Assessment Results
3.4	Uncertainty analysis
4	Interpretation

## Environmental Evaluation

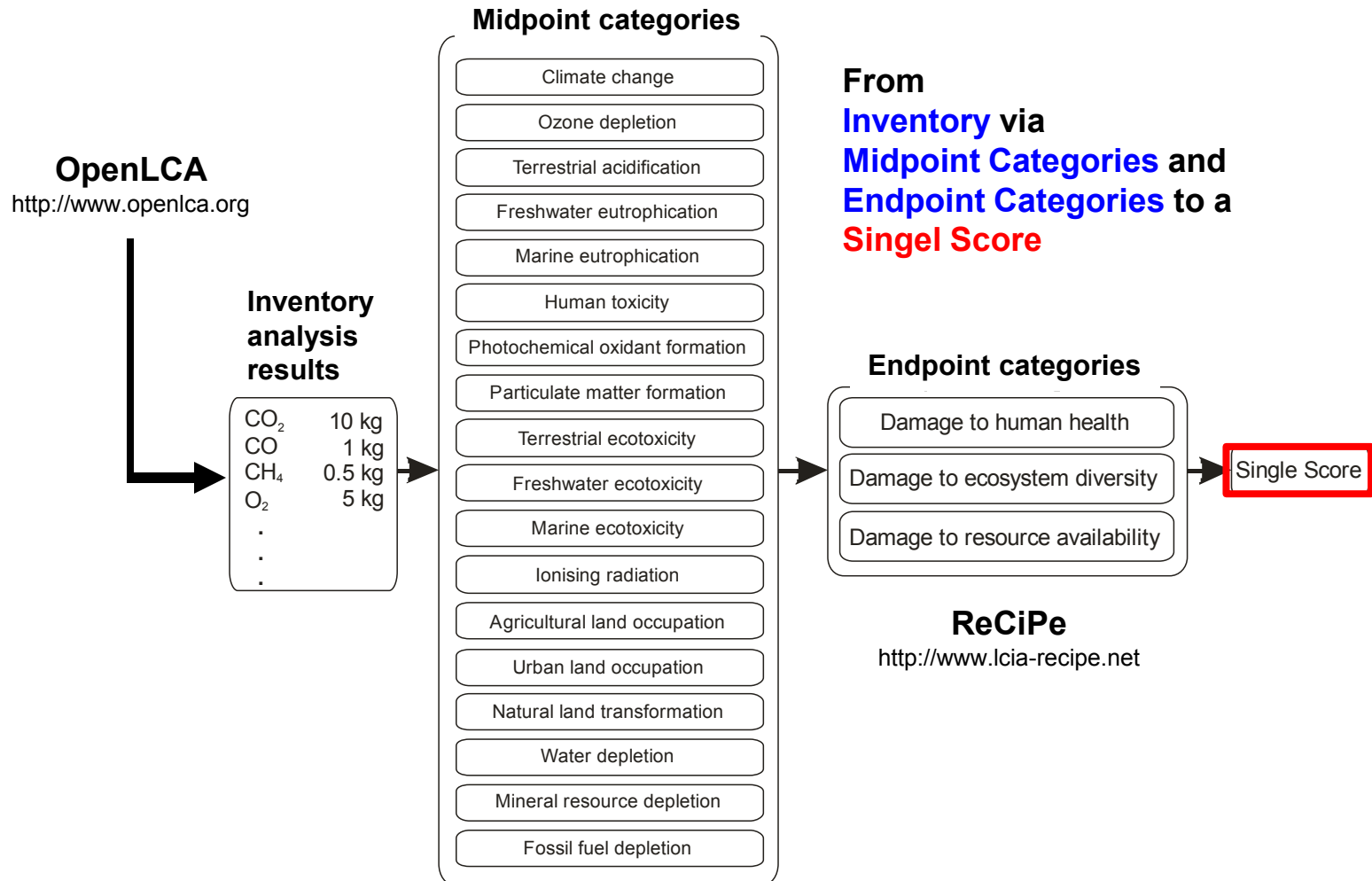
### An Excel-Based Life Cycle Tool

#### Processes Considered in the Life Cycle Analysis – Cruise Flight Dominates the LCA



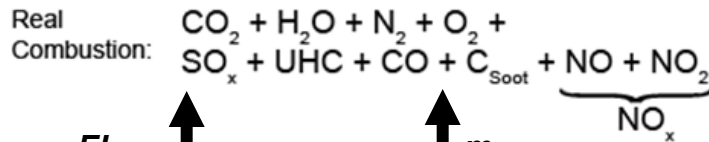
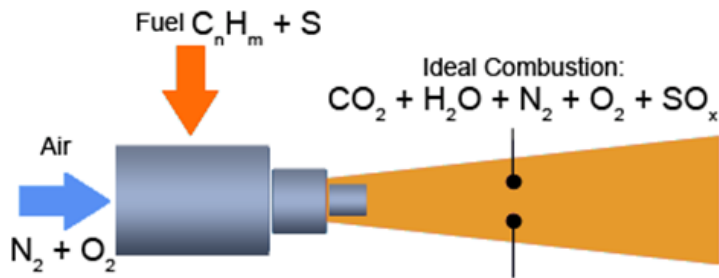
## Environmental Evaluation

### An Excel-Based Life Cycle Tool



## Environmental Evaluation

### Altitude Dependent Equivalent CO2



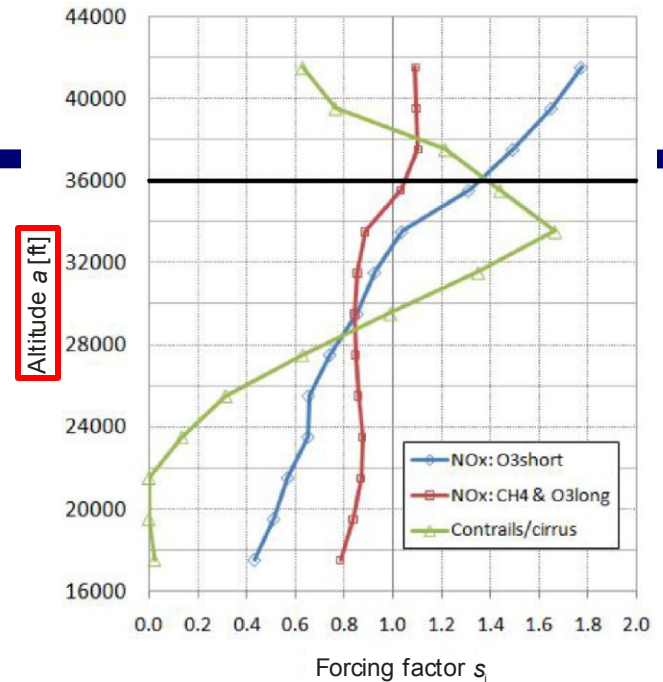
EMEPA/EEA Guidebook  
<http://www.eea.europa.eu>

Own Fuel Calculation

$$m_{CO_2,eq} = \frac{EI_{CO_2}}{SAR \cdot n_{seat}} \cdot 1 + \frac{EI_{NO_x}}{SAR \cdot n_{seat}} \cdot CF_{midpoint,NO_x} + \frac{L_{flight}}{L_{flight} \cdot n_{seat}} \cdot CF_{midpoint,clouds}$$

$$s_{O_3,L}(h) = s_{CH_4}(h)$$

$$s_{contrails}(h) = s_{cirrus}(h) = s_{AIC}(h)$$



Species	Emission Index, EI (kg/kg fuel)
CO <sub>2</sub>	3,15
H <sub>2</sub> O	1,23
SO <sub>2</sub>	2,00 · 10 <sup>-4</sup>
Soot	4,00 · 10 <sup>-5</sup>

Species	SGTP <sub>i,100</sub>
CO <sub>2</sub> (K/kg CO <sub>2</sub> )	3,58 · 10 <sup>-14</sup>
Short O <sub>3</sub> (K/kg NO <sub>x</sub> )	7,97 · 10 <sup>-12</sup>
Long O <sub>3</sub> (K/NO <sub>x</sub> )	-9,14 · 10 <sup>-13</sup>
CH <sub>4</sub> (K/kg NO <sub>x</sub> )	-3,90 · 10 <sup>-12</sup>
Contrails (K/NM)	2,54 · 10 <sup>-13</sup>
Cirrus (K/NM)	7,63 · 10 <sup>-13</sup>

### Sustained Global Temperature Potential, SGTP (similar to GWP):

$$CF_{midpoint,NO_x}(h) = \frac{SGTP_{O_{3s},100}}{SGTP_{CO_2,100}} \cdot s_{O_3,s}(h) + \frac{SGTP_{O_{3L},100}}{SGTP_{CO_2,100}} \cdot s_{O_3,L}(h) + \frac{SGTP_{CH_4,100}}{SGTP_{CO_2,100}} \cdot s_{CH_4}(h)$$

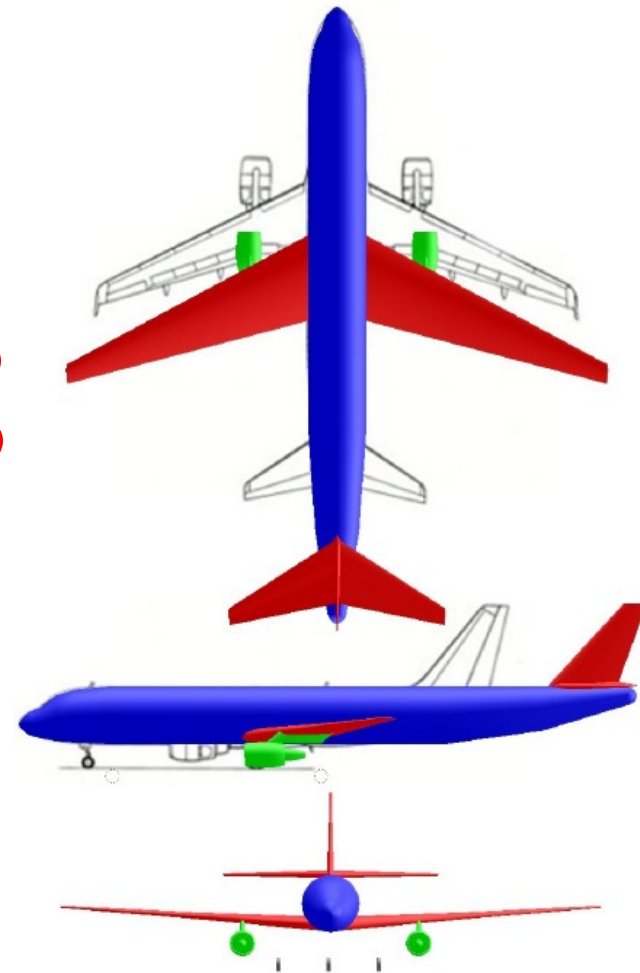
$$CF_{midpoint,cloudiness}(h) = \frac{SGTP_{contrails,100}}{SGTP_{CO_2,100}} \cdot s_{contrails}(h) + \frac{SGTP_{cirrus,100}}{SGTP_{CO_2,100}} \cdot s_{cirrus}(h)$$

## Environmental Evaluation

### Battery Powered A320

- Only design solution with Range reduced by 50% => not a fair trade-off <=
- Specific Energy: 1.87 kWh/kg
- Energy density: 938 kWh/m<sup>3</sup>
- Batteries in LD3-45 container
- 2 container in cargo compartment
- 13 container forward and aft of cabin
- Fuselage stretched by 9 m to house batteries
- MTOW plus 38%
- Battery mass plus 79% (compared with fuel mass)
- On study mission (294 NM) environmental burden (SS) down by 45% (EU electrical power mix)

Parameter	Value	Deviation from A320
<b>Requirements</b>		
$m_{MPL}$	19256 kg	0%
$R_{MPL}$	755 NM	-50%
$M_{CR}$	0.76	0%
$\max(s_{TOFL}, s_{LFL})$	1770 m	0%
$n_{PAX}$ (1-cl HD)	180	0%
$m_{PAX}$	93 kg	0%
SP	29 in	0%
<b>Main aircraft parameters</b>		
$m_{MTO}$	95600 kg	30%
$m_{OE}$	54300 kg	32%
$m_F$	22100 kg	70%
$S_W$	159 m <sup>2</sup>	30%
$b_{W,geo}$	36.0 m	6%
$A_{W,eff}$	9.50	0%
$E_{max}$	18.20	≈ + 3%
$T_{TO}$	200 kN	38%
BPR	6.0	0%
$h_{ICA}$	41000 ft	4%
$s_{TOFL}$	1770 m	0%
$s_{LFL}$	1450 m	0%
<b>Mission requirements</b>		
$R_{Mi}$	294 NM	-50%
$m_{PL,Mi}$	13057 kg	0%
<b>Results</b>		
$m_{F,trip}$	7800 kg	72%
SS	0.0095	-45%



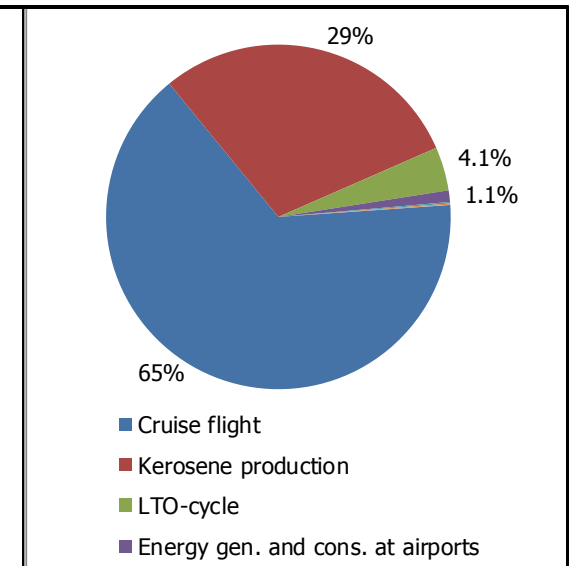
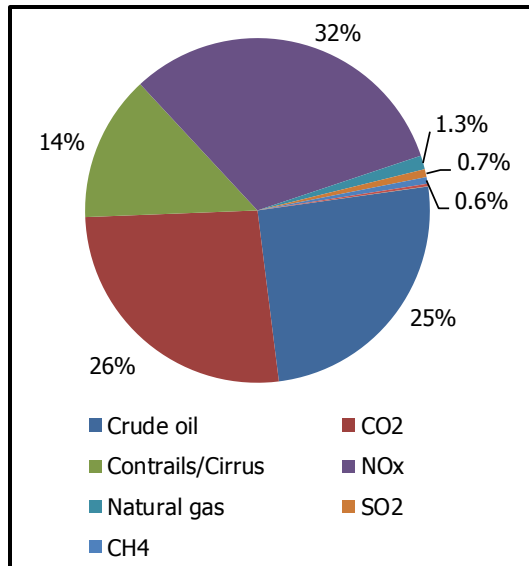


## Environmental Evaluation

### Battery Powered A320

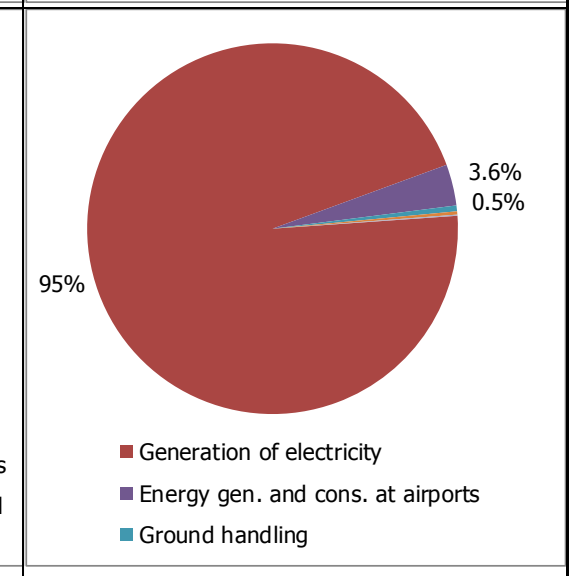
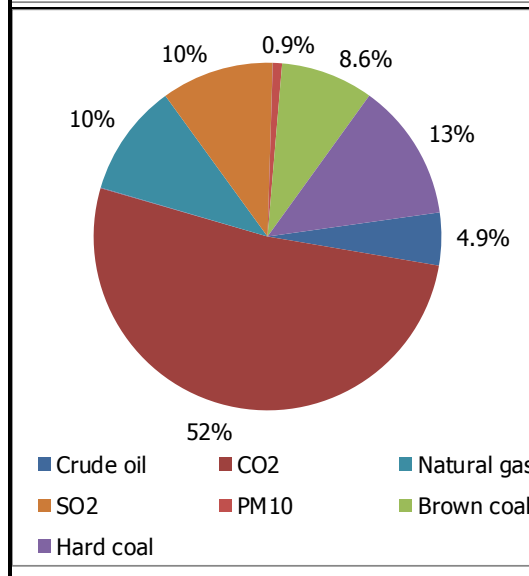
#### A320 Reference Aircraft

- Contributions of In- and Outputs on Single Score (SS) (left)
- Considered Processes (right)
- **SS = 0.0173** points
- **CO<sub>2</sub> = 0.0045** points in SS



#### Battery Powered Aircraft

- Contributions of In- and Outputs on Single Score (SS) (left)
- Considered Processes (right)
- **SS = 0.0095** points
- **CO<sub>2</sub> = 0.0049** points in SS



⇒ The battery powered aircraft does not save CO<sub>2</sub>

⇒ Generation of electricity dominates SS. With regenerative electricity: SS = 0.0008 points

# Social Evaluation (S-LCA, Noise)

## Social Evaluation

### Social Life Cycle Assessment (S-LCA)

S-LCAs follow the ISO 14044 framework. They assess **social** and socio-economic **impacts** found along the life cycle (supply chain, use phase and disposal) of products and services. Aspects assessed are those **that** may directly or indirectly **affect stakeholders** positively or negatively. These aspects may be linked to the behaviors of socio-economic processes around enterprises, government, ... (UNEP 2009)

Stakeholder categories	Subcategories
Stakeholder "worker"	Freedom of Association and Collective Bargaining Child Labour Fair Salary Working Hours Forced Labour Equal opportunities/Discrimination Health and Safety Social Benefits/Social Security
Stakeholder "consumer"	Health & Safety Feedback Mechanism Consumer Privacy Transparency End of life responsibility
Stakeholder "local community"	Access to material resources Access to immaterial resources Delocalization and Migration Cultural Heritage Safe & healthy living conditions Respect of indigenous rights Community engagement Local employment Secure living conditions
Stakeholder "society"	Public commitments to sustainability issues Contribution to economic development Prevention & mitigation of armed conflicts Technology development Corruption
Value chain actors* not including consumers	Fair competition Promoting social responsibility Supplier relationships Respect of intellectual property rights

**Noise:** Only one of many possible indicators in an S-LCA

Stakeholder categories	Impact categories	Subcategories	Inv. indicators	Inventory data
Workers	Human rights			
<b>Local community</b>	Working conditions <b>Living conditions</b>	<b>Aircraft Noise</b>	<b>Noise Level</b>	<b>x EPNdB</b>
Society	Health and safety			
Consumers	Cultural heritage			
Value chain actors	Governance			
	Socio-economic repercussions			

## Social Evaluation

### Aircraft Noise

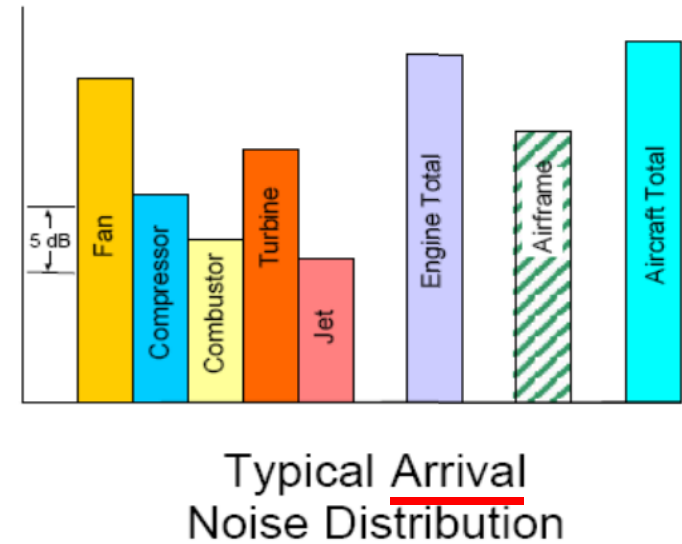
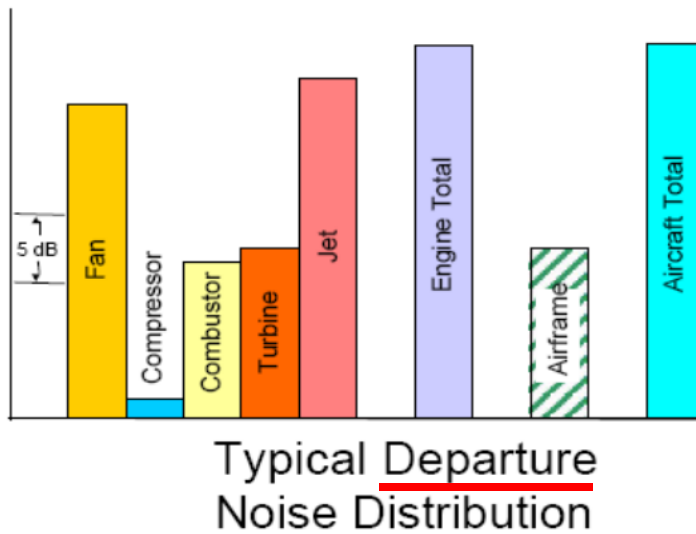
Aircraft noise is **external noise** and internal noise (cabin noise). Considered here: is only external noise:

- **Mechanical noise**
  - **engine** (turbo jet, turbo fan, turbo prop, piston prop)
    - jet noise (exhaust) of jet aircraft – dominant for jets on take-off
    - fan blades (*buzzsaw noise* when tips reach supersonic speeds)
    - noise from compressor, combustion chamber, turbine, after burner, reverse thrust
    - propeller noise (tips reach supersonic speeds) – dominant for turbo props
    - combustion engine (and propeller noise) – dominant for piston props
- **Aerodynamic noise**
  - **airframe noise** from flow around the surfaces of the aircraft (flying low at high speeds)
    - wing
      - high lift devices (flaps, slats) – dominant for jets on approach
    - tails with control surfaces
    - fuselage
    - landing gear – dominant for jets on approach
  - sonic boom
- **Noise from aircraft systems**
  - Auxiliary Power Unit, APU (important only at the airport)

**Understand which noise source is dominant.  
Substantial overall noise reduction can only be achieved,  
if the dominant noise source is made less noisy.**

## Social Evaluation

### Aircraft Noise on Departure versus Arrival



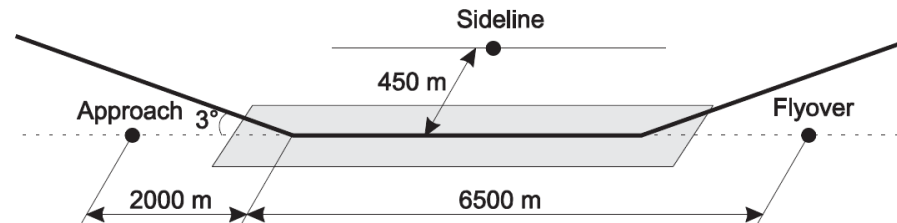
Dickson 2013

## Social Evaluation

### Noise Data (A321neo)



<http://noisedb.stac.aviation-civile.gouv.fr>



Noise Certification Reference Points

#### Example Data from Database:

Manufacturer AIRBUS  
 Type A321 Version 272NX (neo)  
 Engine Type PW1130G-JM  
 Maximum Take-Off Mass: 80000 kg

**For newly developed aircraft use own measurements!**

NOISE CERTIFICATION STANDARD  
 Noise Regulation ICAO Annex 16, Volume I  
 Chapter or Stage 4

	Lateral/Full-Power	Approach	Flyover
Noise Level (EPNdB)	88	94.6	81.9
Noise Limit (EPNdB)	97.1	100.8	91.9
Margin (EPNdB)	9.1	6.2	10
<b>Cumulative Margin (EPNdB)</b>	<b>25.30</b>		

1.) read  
 Cumulative Margin:  $\Sigma(\Delta n_i)$

2.) determine  
 Minimum Margin:  $\min(\Delta n_i)$

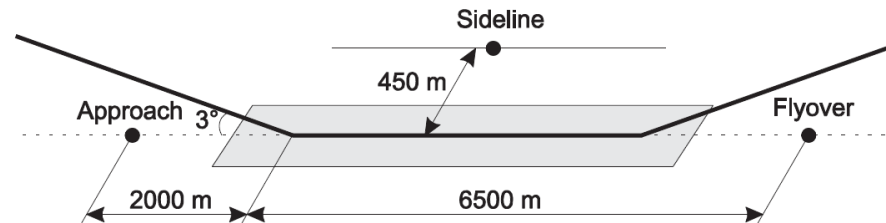


## Social Evaluation

### Noise Data (TU 154)



<http://noisedb.stac.aviation-civile.gouv.fr>



#### Example Data from Database:

Manufacturer TUPULEV  
 Type TU 154 M/D01  
 Engine Type D-30KU-154  
 Maximum Take-Off Mass: 92000 kg

**For newly developed aircraft use own measurements!**

NOISE CERTIFICATION STANDARD  
 Noise Regulation ICAO Annex 16, Volume I  
 Chapter or Stage 3

	Lateral/Full-Power	Approach	Flyover
Noise Level (EPNdB)	99.5	101.5	91.5
Noise Limit (EPNdB)	97.6	101.2	95.7
Margin (EPNdB)	-1.9	-0.3	4.2
Cumulative Margin (EPNdB)	2.00		

1.) read  
 Cumulative Margin:  $\Sigma(\Delta n_i)$

2.) determine  
 Minimum Margin:  $\min(\Delta n_i)$

## Social Evaluation

### Noise Emission Fees (NEF)

#### EVALUATION OF WORLDWIDE NOISE AND POLLUTANT EMISSION COSTS FOR INTEGRATION INTO DIRECT OPERATING COST METHODS

A. Johanning, D. Scholz  
Hamburg University of Applied Sciences



**Johanning 2012** has created a method to calculate globally the **average noise charges per flight  $c_{n,f}$**  in a given year  $n_y$  (e.g. 2018) based on data from 2011, taking into account inflation with  $p_{INF} = 2\%$  per year :

$$c_{n,f} = \left( 1 + \frac{n_y - 2011}{41} \right) \cdot \frac{m_{MTO} (1 + p_{INF})^{n_y - 2011}}{143.5 (2 + \Sigma(\Delta n_i) + \min(\Delta n_i))}$$

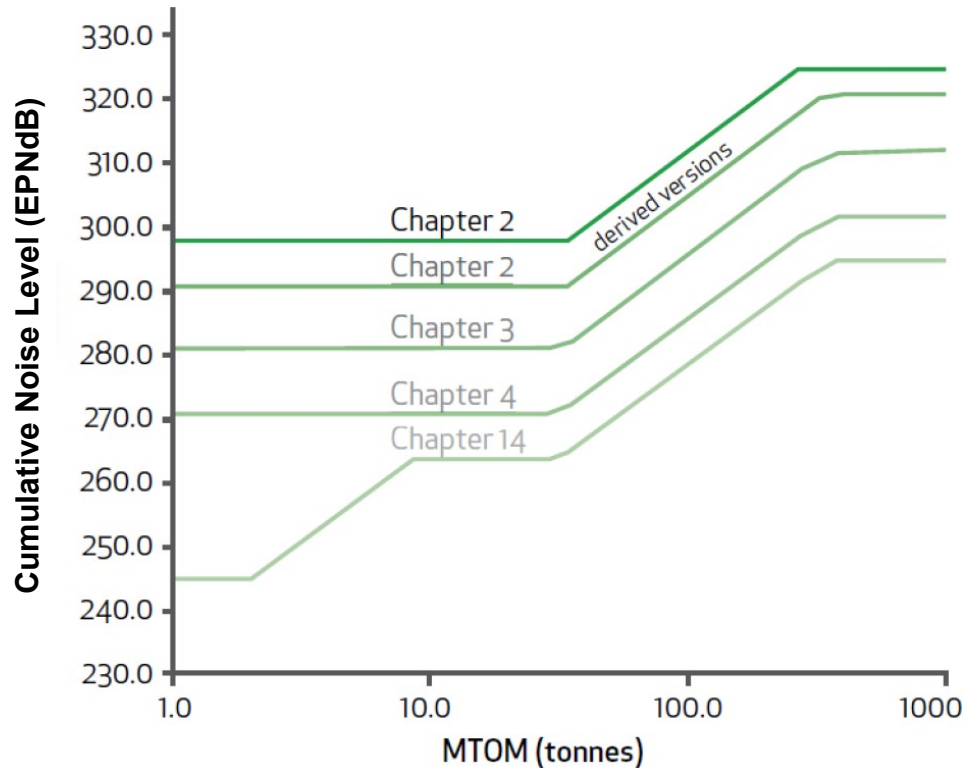
With example data from database of **A321neo**:

$$c_{n,f} = \left( 1 + \frac{2018 - 2011}{41} \right) \cdot \frac{80000(1.02)^{2018 - 2011}}{143.5 (2 + 25.3 + 6.2)} = \underline{\underline{22.3 \text{ USD}}} \quad (\text{TU154: } 410.6 \text{ USD})$$

- These **costs can be added to the Direct Operating Costs** (DOC) of an aircraft.
- These costs can also represent the **social noise impact** of an aircraft **relative to another aircraft**. **Alternatively** use the **Cumulative Noise Level** (sum of the 3 levels in EPNdB).

## Social Evaluation

### Margins of the Cumulative Noise Level



Dickson 2013

Indicated are the

Cumulative Noise Limits according to the ICAO Noise Chapters as a function of Maximum Take-Off Mass

"Cumulative" means the sum of the 3 noise levels/limits in EPNdB from

- Approach
- Sideline
- Flyover

Chapter	Applicable Year
2	1972
3	1978
4	2006

# Combined Evaluation

## Combined Evaluation

### Multiple-Criteria Decision Analysis (MCDA)

- **Many techniques** exist => Literature

- **Weighted Sums Analysis:**  $SS_{total} = k_{DOC} DOC + k_{SS,LTA} SS_{LTA} + k_{SS,S-LTA} SS_{S-LTA}$

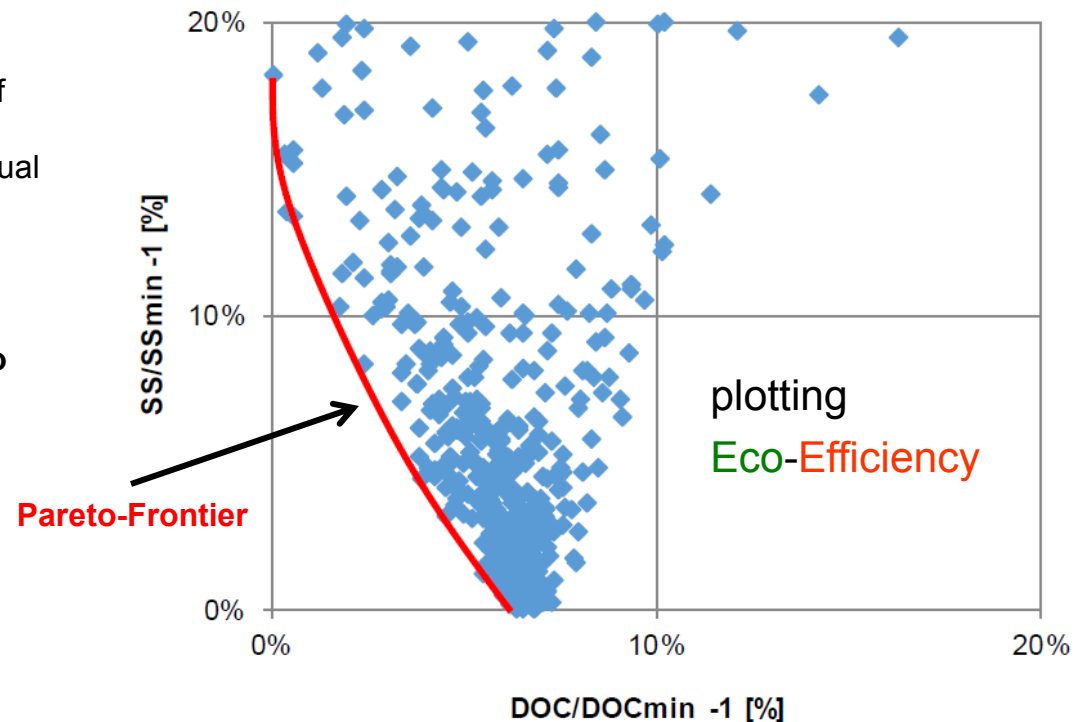
- **Pareto-Optimum:**

**Pareto optimality** is a state of allocation of resources from which it is impossible to reallocate so as to make any one individual or preference criterion better off without making at least one individual or preference criterion worse off.

Usually Pareto-Frontiers are shown from **two variables only**.

Here **three plots** could be used to overcome the limitations:

- $DOC - SS_{LTA}$
- $DOC - SS_{S-LTA}$
- $SS_{LTA} - SS_{S-LTA}$



Johanning 2017

# Example

## Example

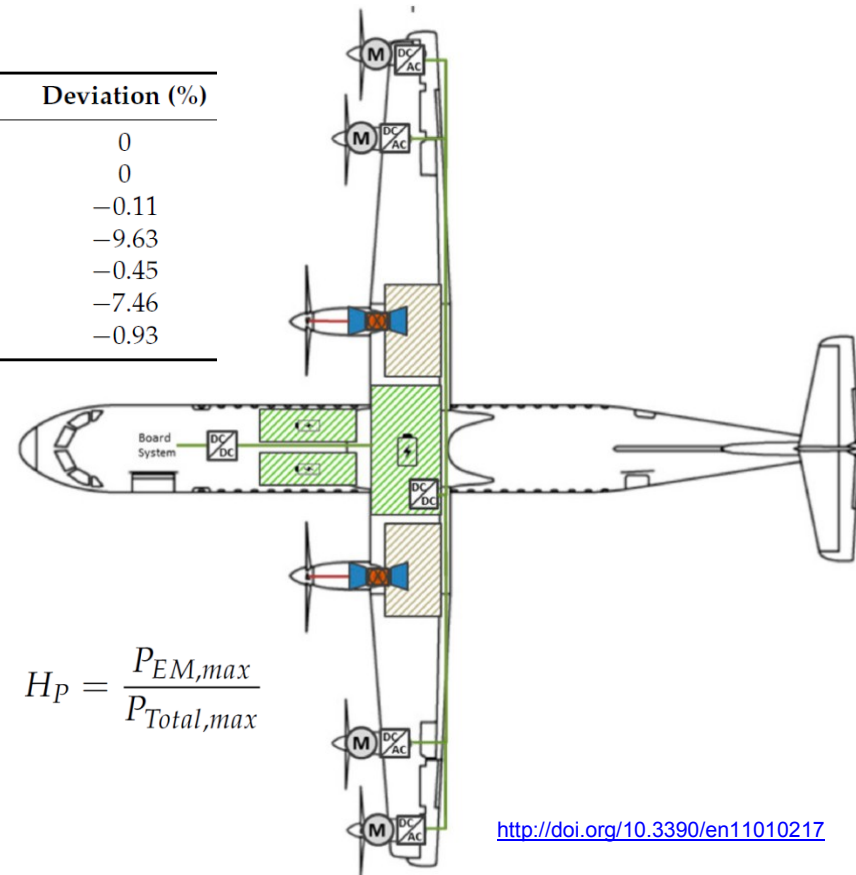
### Hybrid-Electric ATR-42

Parameters	Original Data ATR-42	Calculated Data	Deviation (%)
Passenger number	48	48	0
Design range (NM)	800	800	0
MTOW (kg)	16,150	16,132	-0.11
OWE (kg)	10,253	9266	-9.63
Wing mass (kg)	1565	1558	-0.45
Fuselage mass (kg)	2587	2394	-7.46
Vertical tail plane mass (kg)	322	319	-0.93

#### Battery strategies:

- 1.) Minimum battery sizing to provide energy for maximum power peak shaving of the gas turbine power rating.  $H_P$  determines the peak shaving possibility.
- 2.) Maximize the battery utilization. Hence, the battery supplies maximum mission energy in every mission segment depending on its maximum power rating and the maximum required power.

The **battery usage** is described with the **battery strategy parameter**  $\lambda_{\text{Bat}}$  ranging from 0 to 1. Maximum power peak shaving strategy (1.) is reached with  $\lambda_{\text{Bat}} = 0$ .



$$H_P = \frac{P_{EM,max}}{P_{Total,max}}$$

<http://doi.org/10.3390/en11010217>

#### Conceptual Design of Operation Strategies for Hybrid Electric Aircraft

Hoelzen 2018

Julian Hoelzen<sup>1</sup>, Yaolong Liu<sup>2,\*</sup>, Boris Bensmann<sup>1,\*</sup>, Christopher Winnefeld<sup>1</sup>, Ali Elham<sup>3</sup>, Jens Friedrichs<sup>4</sup> and Richard Hanke-Rauschenbach<sup>1</sup>

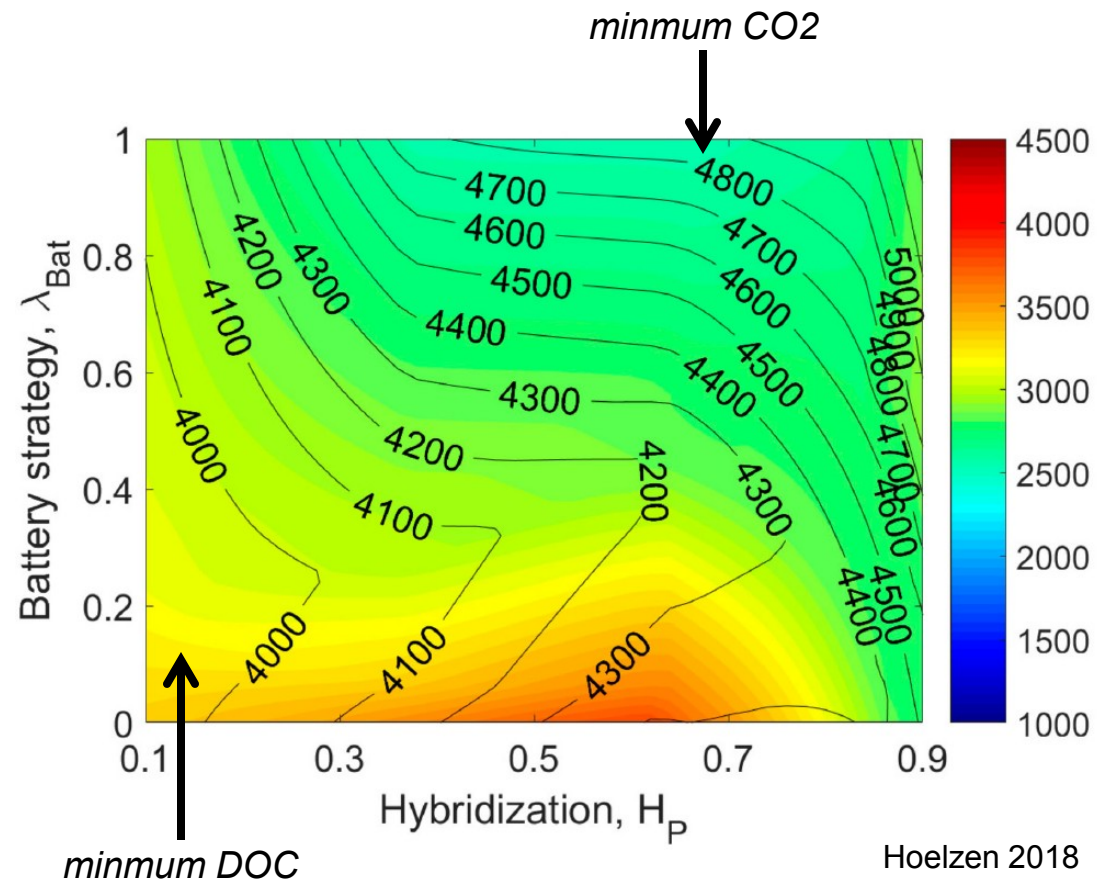


## Example

### Hybrid-Electric ATR-42

- The figure shows the total CO<sub>2</sub> emissions (heat map) and Direct Operating Costs, DOC (contour lines) in dependence of hybridization  $H_P$  and battery strategy parameter  $\lambda_{Bat}$ .
- CO<sub>2</sub> emissions decrease with larger battery strategy parameters and reach an optimum at a degree of Hybridization of around 0.66.
- Points of min. DOC and min. CO<sub>2</sub> do not fall together!**
- Cost competitive HEA configurations do not promise the targeted CO<sub>2</sub> emission savings.

(electricity production from OECD mix; 0.42 kg CO<sub>2</sub> per kWh)




# Summary

## Electric and Hybrid Aviation

### Summary Compiled from National Academies of Sciences (USA)

- The most important parameters are **specific energy (Wh/kg)** for energy storage and **specific power (kW/kg)**.
- **Jet fuel is an excellent** way to store energy, with approximately 13000 Wh/kg.
- **State of the art: 200-250 Wh/kg** (2016).
- The committee's projection of how far the state of the art will advance **during the next 20 years: 400-600 Wh/kg**.
- **All-electric** regional and single-aisle aircraft would be suitable **only for short-range** operations, and **even then** they would **require** a battery system specific energy of **1800 Wh/kg**.
- **CO2 emissions** from the source of electricity used **to charge the batteries**.
- **Cost of new infrastructure** at airports to charge aircraft batteries, new power transmission lines to airports and, potentially, new generating (power plant) capacity.
- **No** electric propulsion concept will mature to the point to meet the needs of **twin-aisle aircraft within the next 30 years**.



*The National Academies of*  
SCIENCES • ENGINEERING • MEDICINE

NAS 2016

## Electric and Hybrid Aviation

### Contact

info@ProfScholz.de

<http://www.ProfScholz.de>

<http://HOOU.ProfScholz.de>

<http://AERO.ProfScholz.de>

Download this presentation from

<http://hamburg.DGLR.de>

## Evaluating Aircraft with Electric and Hybrid Propulsion

# References

### AA 1980

GRAYSON, Keith: *A New Method for Estimating Transport Aircraft Direct Operation Costs, American Airlines, 1980.* – Maintenance & Engineering Center, Tulsa, Oklahoma 74151, USA

### AEA 1989a

ASSOCIATION OF EUROPEAN AIRLINES: *Short-Medium Range Aircraft AEA Requirements.* Brüssel : AEA, 1989 (G(T)5656)

### AEA 1989b

ASSOCIATION OF EUROPEAN AIRLINES: *Long Range Aircraft AEA Requirements.* Brüssel : AEA, 1989 (G(T)5655)

### AI 1989

AIRBUS INDUSTRIE: *Airbus Project D.O.C. Method.* Toulouse : Airbus, 1989 (AI/TA - P812.076/88 ISS.I)

### Airbus 2016

LANGE, Bob: *Mapping Demand 2016 - 2035 : Airbus Global Market Forecast.* Toulouse : Airbus, 2016. – URL: <https://www.airbus.com/content/dam/corporate-topics/financial-and-company-information/GMF.pdf>

### Airbus 2017a

AIRBUS: *Airbus and Early Stage Investor HAX Launch a Call for Start-Ups.* Press Release, 2017-09-27. - URL: <https://www.airbus.com/newsroom/press-releases/en/2017/09/airbus-and-early-stage-investor-hax-launch-a-call-for-start-ups-.html>

## References

### Airbus 2017b

AIRBUS: *Airbus, Rolls-Royce, and Siemens Team Up for Electric Future Partnership – Launches E-Fan X Hybrid-Electric Flight Demonstrator*. Press Release, 2017-11-28. – URL:

<https://www.airbus.com/newsroom/press-releases/en/2017/11/airbus--rolls-royce--and-siemens-team-up-for-electric-future-par.html>

### Airbus 2017c

AIRBUS: OPINION: *E-Fan X is Vital Stepping Stone*. Press Release, 2017-12-01. – URL:

<https://www.flightglobal.com/news/articles/opinion-e-fan-x-is-vital-stepping-stone-443783>

### Airbus 2018

AIRBUS: *The Future is Electric*. Press Release, 2018-07-17. – URL:

<https://www.airbus.com/newsroom/news/en/2018/07/the-future-is-electric.html>

### airliners.de 2019

airliners.de: *Elektrische Flugzeugantriebe: Utopie oder gangbarer Weg?*, 2019-03-21. – URL:

<http://www.airliners.de/elektrische-flugzeugeantriebe-utopie-weg/49341>

### ATA 1967

AIR TRANSPORT ASSOCIATION OF AMERICA: *Standard Method of Estimating Comparative Direct Operating Costs of Turbine Powered Transport Airplanes*. Washington D.C. : ATA, 1967

### Axter 2019

AXTER Aerospace: *News: Axter Hybrid AX-40S (Tecnam P42) Provides 12 Minutes to the Pilot for Landing in Case of Conventional Engine Failure*. 2019. – URL: <https://axteraerospace.com/news>

## References

### Boeing 2018

BOEING: *Commercial Market Outlook 2018–2037*, 2018. – URL: <https://www.boeing.com/resources/boeingdotcom/commercial/market/commercial-market-outlook/assets/downloads/2018-cmo-09-11.pdf>

### Caldwell 2018

CALDWELL, Niall: Digital Displacement: Hydraulic Power for the Digital Age. In: UKIP Media & Events: *Conference Proceedings : Electric & Hybrid Aerospace Symposium 2018* (Cologne, 08-09 November 2018), 2018

### DGLR 2015

DEUTSCHE GESELLSCHAFT FÜR LUFT- UND RAUMFAHRT: *Vortragsankündigung : Airbus E-Fan*. Hamburg: DGLR, 2015. – URL: [http://www.fzt.haw-hamburg.de/pers/Scholz/dglr/hh/poster\\_2015\\_11\\_23\\_E-Fan.pdf](http://www.fzt.haw-hamburg.de/pers/Scholz/dglr/hh/poster_2015_11_23_E-Fan.pdf)

### Diamond 2018

DIAMOND: *Diamond Aircraft 1st Flight Multi-Engine Hybrid Electric Aircraft*, 2018-11-07. – URL: <https://www.diamondaircraft.com/de/ueber-diamond/newsroom/news/artikel/diamond-aircraft-1st-flight-multi-engine-hybrid-electric-aircraft/>

### Dickson 2013

DICKSON, Neil: ICAO Noise Standards. In: ICAO: *Destination Green* (Symposium on Aviation and Climate Change, 13 – 16 May 2013, ICAO Headquarters, Montréal, QC, Canada). Montréal : ICAO, 2013. – URL: <https://www.icao.int/Meetings/Green/Documents/day%201pdf/session%202/2-Dickson.pdf>

### DLH 1982

LUFTHANSA: *DLH Method 1982 for Definition of the Performance and Direct Operating Costs of Commercial Fixed Wing Aircraft*. Hamburg : Lufthansa, 1982



## References

### EASA CS-25

EUROPEAN AVIATION SAFETY AGENCY (EASA): *Certification Specification (CS-25) "Large Aeroplanes"*, 2017. – URL: <https://www.easa.europa.eu/certification-specifications/cs-25-large-aeroplanes>

### EasyJet 2018

EASYJET: *EasyJet's partner, Wright Electric – Progress into Next Phase of Development of its Electric Aircraft as easyJet Looks to a Future where it could Establish Electric 'flyways' on Key Short Haul Routes*. 2018-10-29. – URL: <https://mediacentre.easyjet.com/story/9802/easyjet-s-partner-wright-electric-progress-into-next-phase-of-development-of-its-electric-aircraft-as-easyjet-looks-to-a-future-where-it-could-establish-electric-flyways-on-key-short-haul-routes>

### e-Genius 2018

UNIVERSITY OF STUTTGART: *The Website of e-Genius*, 2018. – URL: <http://www.ifb.uni-stuttgart.de/egenius>

### EUPEF 2016

ESSER, Anke; SENSFUSS, Frank: *Evaluation of Primary Energy Factor Calculation Options for Electricity*. Karlsruhe : Fraunhofer-Institut für System- und Innovationsforschung (ISI), 2016. – URL: [https://ec.europa.eu/energy/sites/ener/files/documents/final\\_report\\_pef\\_eed.pdf](https://ec.europa.eu/energy/sites/ener/files/documents/final_report_pef_eed.pdf)

### Focus 2017

FOCUS: *Airbus, Siemens und Rolls-Royce bauen E-Jet - Hybrid-Flieger E-Fan X*. 2017-11-29. – URL: [https://www.focus.de/auto/news/airbus-siemens-und-rolls-royce-bauen-e-jet-hybrid-flieger-e-fan-x\\_id\\_7912726.html](https://www.focus.de/auto/news/airbus-siemens-und-rolls-royce-bauen-e-jet-hybrid-flieger-e-fan-x_id_7912726.html)

### Fokker 1993

FOKKER: *DOC Ground Rules 1993 for the Economic Evaluation of Fokker New Aircraft*. Amsterdam : Fokker, 1993 (RP-93-523). – Fokker Aircraft B.V, P.O. Box 12222, 1100 AE Amsterdam, The Netherlands

## References

### Gangoli Rao 2018

GANGOLI RAO, Arvind: Electric Aviation: Hype or Reality? In: UKIP Media & Events: *Conference Proceedings : Electric & Hybrid Aerospace Symposium 2018* (Cologne, 08-09 November 2018), 2018

### Geerling 2017

GEERLING, Gerhard; KEMPF, Felipe Gómez; ZWAR, Jacques: Energy Efficient Hydrohybrids in On- and Off-Highway Applications : Use Cases of Smart, Fluid-Mechatronic System Solutions. In: *SAE A6 Fall Meeting* (St. Louis, USA, 17 October 2017). Ulm/Elchingen : Bosch Rexroth, 2017. – Departments: DC-MH/NE2 & DC/OFE-EP2

### Hemmerdinger 2019

HEMMERDINGER, Jon: MagniX to Supply Aviation Aircraft Motors as All-Electric Advances. In: *FlightGlobal*, 2019-04-22. – URL: <https://www.flightglobal.com/news/articles/magnix-to-supply-aviation-aircraft-motors-as-all-electric-457593>

### Hoelzen 2018

HOELZEN, J.; LIU, Y.; BENSMANN, B.; WINNEFELD, C.; ELHAM, A.; FRIEDRICHS, J.; HANKE-RAUSCHENBACH, R. : Conceptual Design of Operation Strategies for Hybrid Electric Aircraft. In: *Energies*, 2018, Volume 11, Issue 1, Article 217, <https://doi.org/10.3390/en11010217>

### ISO 14044

ISO 14044: *Environmental management - Life cycle assessment - Requirements and Guidelines*, 2006

### Johanning 2012

JOHANNING, Andreas; SCHOLZ, Dieter: Evaluation of Worldwide Noise and Pollutant Emission Costs for Integration into Direct Operating Cost Methods. In: *Publikationen zum DLRK 2012* (Deutscher Luft- und Raumfahrtkongress, Berlin, 10. - 12. September 2012). - <https://nbn-resolving.org/urn:nbn:de:101:1-201211164010>. DocumentID: 281392. Download: <http://Airport2030.ProfScholz.de>

## References

### Johanning 2014

JOHANNING, Andreas; SCHOLZ, Dieter: Conceptual Aircraft Design Based on Lifecycle Assessment. *ICAS 2014 - 29th Congress of the International Council of the Aeronautical Sciences* (St. Petersburg, 7.- 12. September 2014). – Paper: ICAS2014-9.10.1. Download: <http://Airport2030.ProfScholz.de>

### Johanning 2016

JOHANNING, Andreas: *Life Cycle Assessment in Conceptual Aircraft Design – Excel Tool LCA-AD*.  
Download: <http://doi.org/10.13140/RG.2.1.1531.0485>

### Johanning 2017

JOHANNING, Andreas: *Methodik zur Ökobilanzierung im Flugzeugvorentwurf*. München : Verlag Dr. Hut, 2017. – ISBN 978-3-8439-3179-3, Dissertation, Download: <http://Airport2030.ProfScholz.de>

### Katz 2019

KATZ, Benjamin D.: Airbus May Make the Next Version of Its Top-Selling Jet an Electric Hybrid. In: *Bloomberg*, 2019-06-13. – URL: <https://www.bloomberg.com/news/articles/2019-06-13/airbus-may-make-the-next-version-of-its-top-selling-jet-a-hybrid>

### Kemp 2019

KEMP, Jeremy: *Gartner Hype Cycle*, 2007. – URL: [https://commons.wikimedia.org/wiki/File:Gartner\\_Hype\\_Cycle.svg](https://commons.wikimedia.org/wiki/File:Gartner_Hype_Cycle.svg)  
CC BY-SA 3.0

### Khanna 2016

KHANNA, Parag: *Connectography – Mapping the Future of Global Civilization*. New York : Random House, 2017

## References

### Maps of World 2018

MAPS OF THE WORLD: *World Map - Major Rail Network*, 2018. –

URL: <https://www.mapsofworld.com/world-maps/major-rail-network-map.html>

### NAS 2016

NATIONAL ACADEMIES OF SCIENCES, ENGINEERING, AND MEDICINE: *Commercial Aircraft Propulsion and Energy Systems Research – Reducing Global Carbon Emissions*. Washington, DC : The National Academies Press, 2016. – <http://doi.org/10.17226/23490>

### Nicolai 1975

NICOLAI, Leland M.: *Fundamentals of Aircraft Design*, self-published, 1975. – Distribution: METS, Inc., 239 Honey Jane Drive, Xenia, Ohio 45385, USA

### Robinson 2017

ROBINSON, Tim: How E-Fan X Will Jump-Start a New Era in Hybrid-Electric Flight. In: *Royal Aeronautical Society, Aerospace Insight* (Blog), 2017-12-01. –

URL: <https://www.aerosociety.com/news/how-e-fan-x-will-jump-start-a-new-era-in-hybrid-electric-flight/>

### Rollce-Royce 2017

ROLLCE-ROYCE: *We've Teamed up with Airbus and Siemens to Fly a Hybrid-Electric Aircraft by 2020*.

Twitter, 2017-11-28. – URL: <https://twitter.com/RollsRoyce/status/935443638137622528>

### Sarsfield 2019

SARFIELD, Kate: Eviation Secures Funding for All-Electric Alice. In: *FlightGlobal*, 2019-01-08. – URL:

<https://www.flightglobal.com/news/articles/eviation-secures-funding-for-all-electric-alice-454830>

## References

### Schmidt 2004

SCHMIDT, I.; MEURER, M.; SALING, P.; KICHERER, A.; REUTER, W.; GENSCH, C.: SEEbalance – Managing Sustainability of Products and Processes with the Socio-Eco-Efficiency Analysis by BASF. In: *Greener Management International*, 2014, Vol. 45, No. 1, pp. 79-94. – Download: <https://www.researchgate.net/publication/228693310>

### Scholz 2013

SCHOLZ, D.; THORBECK, J.: TU Berlin DOC Method. *3rd SCAD - Symposium on Collaboration in Aircraft Design*, (Linköping University, 19.-20. September 2013), Hamburg : AERO, 2013. – Download from: <http://reports-at-aero.ProfScholz.de>,  
[http://www.fzt.haw-hamburg.de/pers/Scholz/Aero/TU-Berlin\\_DOC-Method\\_with\\_remarks\\_13-09-19.pdf](http://www.fzt.haw-hamburg.de/pers/Scholz/Aero/TU-Berlin_DOC-Method_with_remarks_13-09-19.pdf)

### Scholz 2015

SCHOLZ, Dieter: *Aircraft Design*, 2015. – As part of "Hamburg Open Online University (HOOU)", download from: <http://hoou.ProfScholz.de>

### Sun 2017

SUN, X.; ZHANG, Y.; WANDEL, S.: Air Transport versus High-Speed Rail – An Overview and Research Agenda. In: *Journal of Advanced Transportation*, Vol. 2017, Article ID 8426926, <https://doi.org/10.1155/2017/8426926>

### Szondy 2014

SZONDY, David: E-Fan Electric Aircraft Makes Dirst Public Flight. In: NEW ATLAS, 2014-04-30. – URL: <https://newatlas.com/31823>

### Truckenbrodt 1999

TRUCKENBRODT, Erich: *Fluidmechanik Band 2 : Elementare Strömungsvorgänge dichteänderlicher Fluide sowie Potential und Grenzschichtströmungen*, Berlin : Springer, 2008. – <http://doi.org/10.1007/978-3-540-79024-2>

## References

### UNEP 2009

BENOÎT, C.; MAZIJN, B. (Ed.): *Guidelines for Social Life Cycle Assessment of Products*, United Nations Environment Programme, 2009. – [http://www.unep.fr/shared/publications/pdf/dtix1164xpa-guidelines\\_slca.pdf](http://www.unep.fr/shared/publications/pdf/dtix1164xpa-guidelines_slca.pdf)

### Warwick 2017

WARWICK, Graham: Boeing-Backed Zunum's First Aircraft To Be 12-Seat Commuter. Aviation Week & Space Technology, 2017-10-05. - URL:

<https://aviationweek.com/new-civil-aircraft/boeing-backed-zunum-s-first-aircraft-be-12-seat-commuter>

### Wikipedia 2009

JPATOKAL: *World Airline Routemap*, Wikipedia, 2009. –

URL: <https://en.wikipedia.org/wiki/File:World-airline-routemap-2009.png> (CC BY-SA)

### Wikipedia 2019

URL: [https://en.wikipedia.org/wiki/Hype\\_cycle](https://en.wikipedia.org/wiki/Hype_cycle)

### Wright 2019

WRIGHT: Company Website, 2019. – URL: <https://weflywright.com>

### Zunum 2019

ZUNUM: Company Website, 2019. – URL: <https://zunum.aero>

## References

All online resources have been accessed on 2019-06-25 or later.

### Quote this document:

SCHOLZ, Dieter: *Electric and Hybrid Aviation – From Media Hype to Flight Physics*. Hamburg Aerospace Lecture Series (HALS), Hamburg, 2017-04-25. – URL: <https://doi.org/10.5281/zenodo.3265212>



### This presentation is based on:

SCHOLZ, Dieter: *Evaluating Aircraft with Electric and Hybrid Propulsion*. In: UKIP Media & Events: Conference Proceedings : Electric & Hybrid Aerospace Symposium 2018 (Cologne, 08 -09 November 2018), 2018. – Download: <http://EHA2018.ProfScholz.de>





## Recommendation of Related Video (in German)

<https://www.3sat.de/wissen/nano>

SENDUNG: MONTAG, 24. JUNI 2019, 18:30

### Wissen - Wie wird das Fliegen grün?

*Schmalrumpf-Flugzeuge, Elektro- und Hybridantrieb, Kerosin aus Sonnenenergie – die Flugbranche will nachhaltiger werden. Welche Technik ist am vielversprechendsten?*

**Video (6 min.)** verfügbar bis 24.06.2024, danach auf YouTube(?):

<https://www.zdf.de/wissen/nano/nachhaltiges-fliegen-100.html>

<https://www.3sat.de/wissen/nano/nachhaltiges-fliegen-100.html>

