

Data Discovery

Webinar

*CESSDA and
Czech Social Science Data Archive*

25th April 2019



cessda.eu



@CESSDA_Data



Speakers



Johana Chylíková
CSDA



Kristýna Bašná
Institute of
Sociology CAS



Martin Vávra
CSDA

Who we are:

- ◆ Consortium of European Social Science Data Archives (**CESSDA**)
- ◆ Czech Social Science Data Archive (**CSDA**)
- ◆ Slovenian Social Science Data Archives (**ADP**); technical support



EVENT CALENDAR

TRAINING RESOURCES



Audience

For students and researchers in social sciences

It's about finding data

Quick poll

Have you ever been looking for secondary data?

Content based on the Data Management Expert Guide

www.cessda.eu/DMEG



Summary of the content

- Process of data discovery
- Researcher story; Data on political culture and democracy
- Questions & Answers

How long will it take?



Process of data discovery



After the webinar you should know

- How to set up a search strategy
- Different data repositories
- Different access policies
- How to evaluate quality of data





1. Have a clear picture of the data you need

1. Have a clear picture of the data you need

Why do you need the data?

- Research
- Teaching



1. Have a clear picture of the data you need

Your research question?

“Are anti-immigrant sentiments related to age and education?”



1. Have a clear picture of the data you need

Constructs and indicators?

“EMPLOYMENT”

“profession”/“education”/“years of practice”

1. Have a clear picture of the data you need

Type of data do you need?

Quantitative/Qualitative

1. Have a clear picture of the data you need

What is the population you want to study?

- General population of a country
- Adults
- Children
- Migrants
- Local authorities
- Experts
- Single mothers
- etc.

1. Have a clear picture of the data you need

Unit of analysis?

- Individuals
- Households
- Regions
- Countries
- etc.



2. Find appropriate data resources


Data resources = various types of data repositories

2. Find appropriate data resources

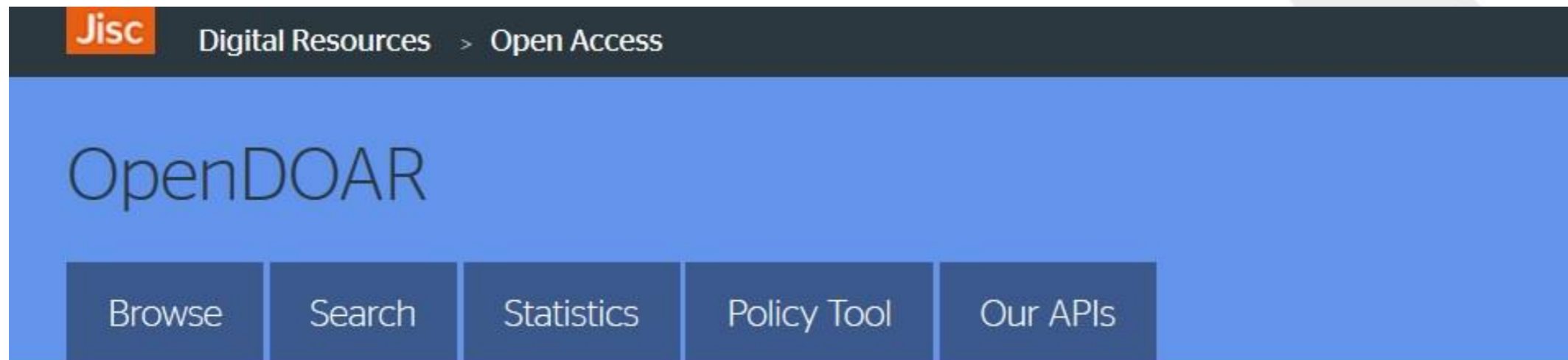
Registries of data repositories



2. Find appropriate data resources



2. Find appropriate data resources



Directory of Open Access Repositories

OpenDOAR is a global directory of Open Access repositories and their po

Search for a repository

Search

OpenDOAR is the quality-assured global directory of academic open access repositories. It enable browsing and search for repositories, based on a range of features, such as location, software or [more...](#)

2. Find appropriate data resources



2. Find appropriate data resources

Specialized search engine

Google dataset search

Metadata aggregators

DataCite

DataSearch

2. Find appropriate data resources

Domain aggregated data catalogues

CESSDA Data Catalogue

Social Science

Advantage

Disadvantage

Consortium of European Social Science Data Archives



19101 results found in 80ms

2. Find appropriate data resources

Scholarly journals:

- Research Data Journal for the Humanities and Social Sciences
- Scientific data

2. Find appropriate data resources

The importance of indexing

What isn't indexed, cannot be found



3. Set up a search query and search the data archive

Search query

> Find the right keywords

How the data repository organizes the data?

Become a registered user

Ask for help



3. Set up a search query and search the data archive

Use the Thesaurus

ELLST



ELLST

European Language Social Science Thesaurus



Welcome to ELSST

**Your multilingual
thesaurus**

ELSST is the European Language
Social Science Thesaurus



4. Select data that conform to your demands

You found data! Not relevant?

- No results
- Too few results
- Too many results

Adjust research query



4. Select data that conform to your demands

1. Use appropriate words in appropriate fields

Example:

Concept of ,Postmaterialism,

- X 'question text' field
- 'keywords field' or 'concept field'

4. Select data that conform to your demands

- Broaden your scope
- Narrow your scope



4. Select the data that conform to your demands

Are data relevant?

How well indicators in data you found apply to your concepts?



5. Evaluate the quality of data

Read metadata before downloading the data!

The necessary information:

- Who collected data, where and when?
- Mode of data collection



5. Evaluate the quality of data

- Processing: Were any values deleted?
- More in the DMEG Chapter 2 Organise and Document



Data access:

Open - non-restricted download into a computer

Restricted

- Open after registration

- Open under specific terms and conditions

Embargo



Data access:

Costs?

Read more in DMEG
Chapter 6 „Archive and Publish“



Data format:

Structure of the dataset

All expected variables included?

More on data formats in
DMEG Chapter 3 „Process“



Data format:

Check the data



Citing data:

Format of data citation recommended by DataCite organization

Creator (PublicationYear). Title. Version. Publisher. ResourceType. Identifier

Example in APA style for European Working Conditions Survey, 2015

European Foundation for the Improvement of Living and Working Conditions. (2017). *European Working Conditions Survey, 2015*. [data collection]. 4th Edition. UK Data Service. SN: 8098, <http://doi.org/10.5255/UKDA-SN-8098-4>

Finding and using data on political culture

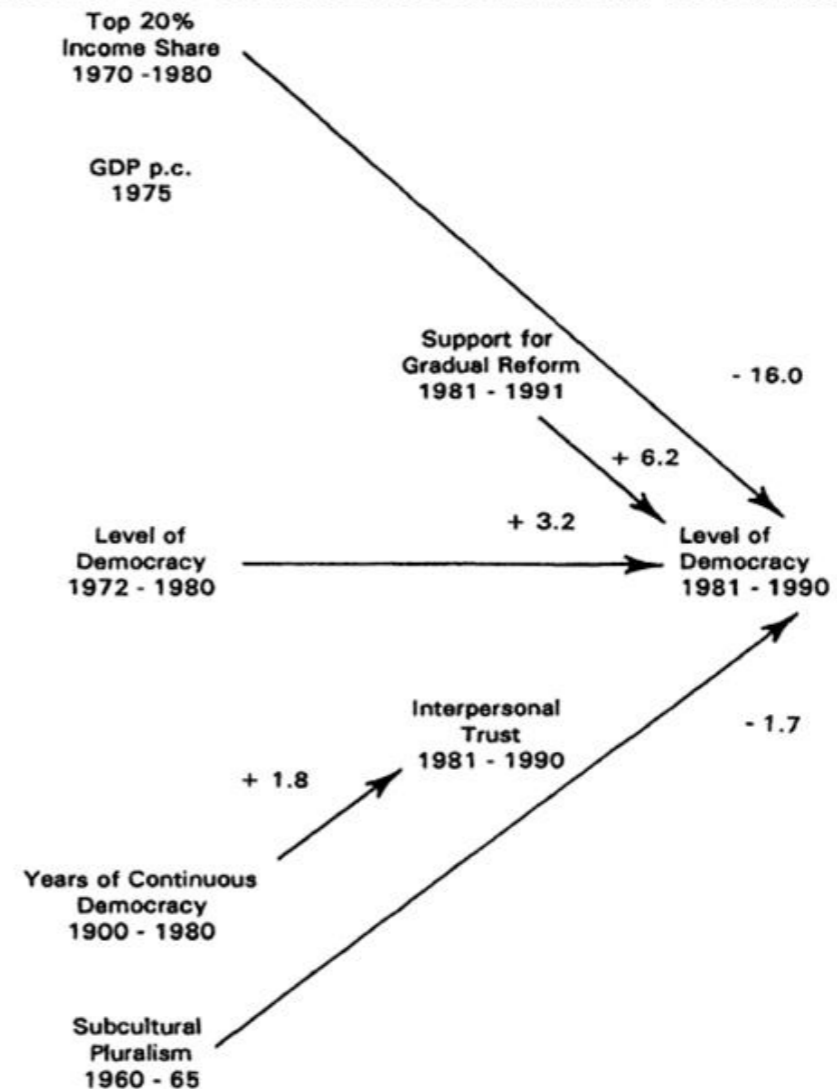
Kristýna Bašná, MSc. Ph.D, Institute of sociology

Relationship between political culture and democracy – Replication of Muller and Seligson

Research question

- What are the relationships between structural properties of states, civic culture attitudes and change in level of democracy?

FIGURE 4
Coefficients for the Alternative Causal Model of Economic and Cultural Determinants of Democracy



Note: The coefficients are the ordinary least squares regression coefficients for equations with variables having nonsignificant coefficients deleted, where each coefficient is multiplied by 10 to show the impact of a change of 10 units in the independent variable on the dependent variable.

Independent – Political culture

Basic kinds of attitudes concerning society

On this card are three basic kinds of attitudes vis-a-vis the society we live in. Please choose the one which best describes your own opinion.

1. Society must be radically changed
- 2. Society must be gradually improved by reforms**
3. Society must be valiantly defended

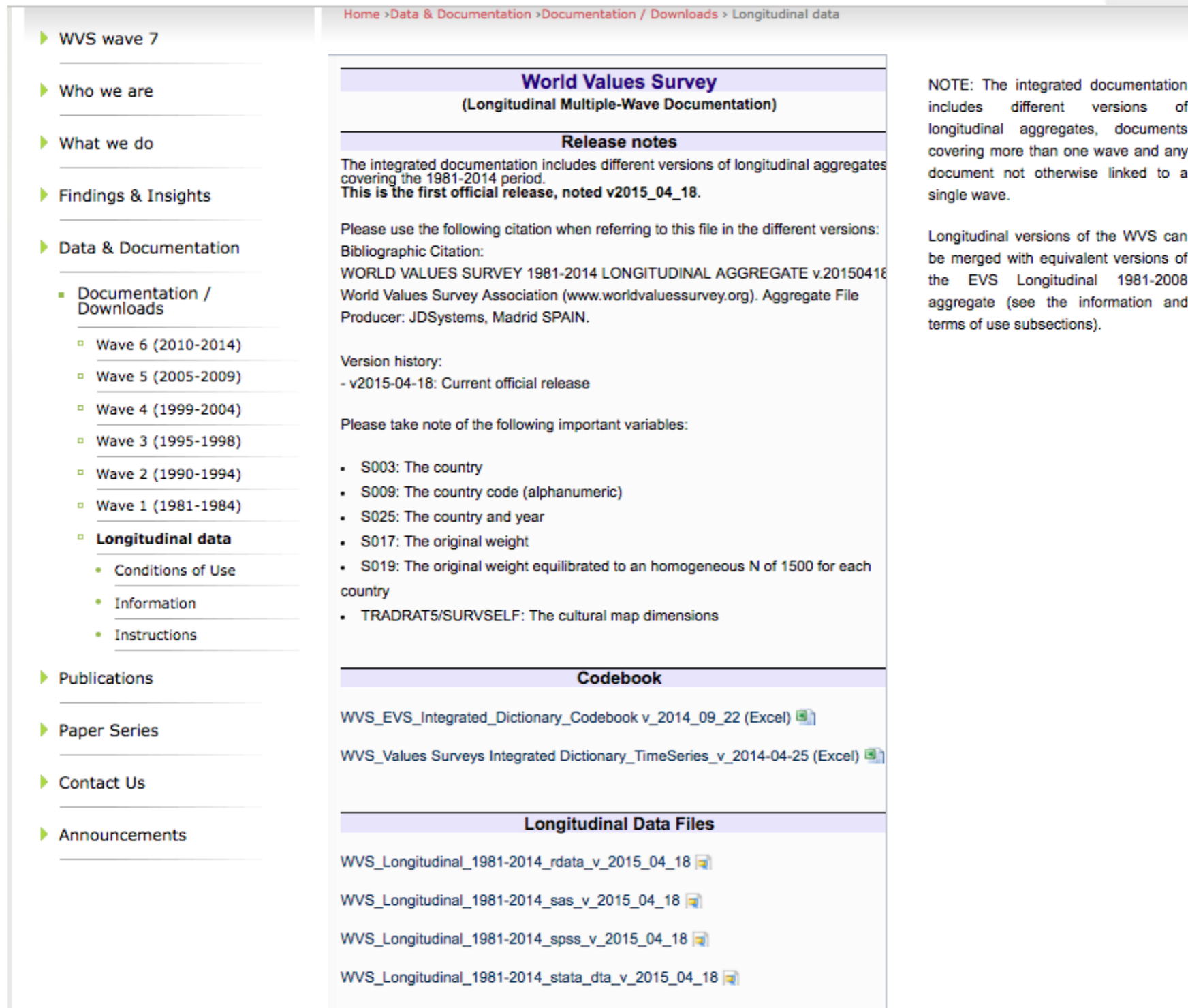
Independent – Political culture

Four different large-scale cross-national surveys

- *WVS (World Values Survey)*
- *EVS (European Values Study)*
- *LAPOP (Latin American Public Opinion Project)*
- *Eurobarometer*

World Values Survey

<http://www.worldvaluessurvey.org/>



Home > Data & Documentation > Documentation / Downloads > Longitudinal data

World Values Survey
(Longitudinal Multiple-Wave Documentation)

Release notes

The integrated documentation includes different versions of longitudinal aggregates covering the 1981-2014 period.
This is the first official release, noted v2015_04_18.


Please use the following citation when referring to this file in the different versions:
Bibliographic Citation:
WORLD VALUES SURVEY 1981-2014 LONGITUDINAL AGGREGATE v.20150418
World Values Survey Association (www.worldvaluessurvey.org). Aggregate File
Producer: JDSYSTEMS, Madrid SPAIN.


Version history:
- v2015-04-18: Current official release

Please take note of the following important variables:


- S003: The country
- S009: The country code (alphanumeric)
- S025: The country and year
- S017: The original weight
- S019: The original weight equilibrated to an homogeneous N of 1500 for each country
- TRADRAT5/SURVSELF: The cultural map dimensions


Codebook


WVS_EVS_Integrated_Dictionary_Codebook v_2014_09_22 (Excel) 


WVS_Values Surveys Integrated Dictionary_TimeSeries_v_2014-04-25 (Excel) 

Longitudinal Data Files

WVS_Longitudinal_1981-2014_rdata_v_2015_04_18 

WVS_Longitudinal_1981-2014_sas_v_2015_04_18 

WVS_Longitudinal_1981-2014_spss_v_2015_04_18 

WVS_Longitudinal_1981-2014_stata_dta_v_2015_04_18 

NOTE: The integrated documentation includes different versions of longitudinal aggregates, documents covering more than one wave and any document not otherwise linked to a single wave.

Longitudinal versions of the WVS can be merged with equivalent versions of the EVS Longitudinal 1981-2008 aggregate (see the information and terms of use subsections).



Left sidebar navigation:



- ▶ WVS wave 7
- ▶ Who we are
- ▶ What we do
- ▶ Findings & Insights
- ▶ Data & Documentation
 - Documentation / Downloads
 - Wave 6 (2010-2014)
 - Wave 5 (2005-2009)
 - Wave 4 (1999-2004)
 - Wave 3 (1995-1998)
 - Wave 2 (1990-1994)
 - Wave 1 (1981-1984)
 - **Longitudinal data**
 - Conditions of Use
 - Information
 - Instructions
- ▶ Publications
- ▶ Paper Series
- ▶ Contact Us
- ▶ Announcements

European Values Study


<https://www.gesis.org/> or [doi:10.4232/1.12253](https://doi.org/10.4232/1.12253)


ZA4804: European Values Study Longitudinal Data File 1981-2008 (EVS 1981-2008)


Bibliographic Citation	Content	Methodology	Data & Documents	Errata & Versions	Further Remarks
Publications	Groups				
Dataset	Number of Units: 164997				
	Number of Variables: 1396				
	Analysis System(s): SPSS, Stata				
Availability 	A - Data and documents are released for academic research and teaching.				
Download of Data and Documents 	All downloads from this catalogue are free of charge. Data-sets available under access categories B and C must be ordered via the shopping cart. Charges apply! Please respect our Terms of use .				

 **Datasets** | Codebooks | Other Documents | DDI Documents 

- ZA4804_v3-0-0.dta.zip Stata (Dataset) 37 MBytes
- ZA4804_v3-0-0.sav.zip SPSS (Dataset) 41 MBytes

 ZACAT online analysis and search in variable level documentation:
European Values Study Longitudinal Data File 1981-2008 (EVS 1981-2008)

 You can order this study via shopping cart
[add to shopping cart](#)

 [General access to studies and data sets at the GESIS Data Archive for the Social Sciences](#)

LAPOP - Americas Barometer

<http://datasets.americasbarometer.org/database/>

LAPOP

Home

Browse

Administration




Enter or all to display all records.

Country	Year	Director
2004 - 2014 Grand Merge File - FREE	2004	Elizabeth Zechmeister
Data Files and Notes		
	2004 - 2014 Grand Merge File Stata	2004 - 2014 Grand Merge File SPSS
2004 - 2014 Codebook V3.0_Free - Provisional		
<p>****The FREE version offers a subset of the full data set to the public. The full Grand Merge data set is available for subscribers only**** This merged file contains only the common items included in the 2004 - 2014 rounds of surveys. Country- specific items are excluded. For country-specific variables check the country specific data sets. The files also contain a variable called "WEIGHT1500" that makes each country file weighted to a sample size of 1,500 so that no one country would count any more than any other in a comparative analysis. In the SPSS version of these data sets, the weight variable should be activated. In STATA the weight variable can be activated through the command svy setting: svyset upm [pw=wt], strata (estratopri) or should be specified for other commands. Stata files contain labels in both English and Spanish. To change the language, use the commands: label language en OR label language es.</p>		

Eurobarometer

<https://www.gesis.org/> or <https://dbk.gesis.org/dbksearch/> or [doi:10.4232/1.10871](https://doi.org/10.4232/1.10871)

ZA1207: Eurobarometer 16 (Oct-Nov 1981)

Bibliographic Citation	Content	Methodology	Data & Documents	Errata & Versions	Further Remarks
Publications	Groups				
Dataset	Number of Units: 9909				
	Number of Variables: 97				
	Data Type: Einfachlochung				
	Analysis System(s): SPSS, Stata				
Availability 	0 - Data and documents are released for everybody.				
Download of Data and Documents 	All downloads from this catalogue are free of charge. Data-sets available under access categories B and C must be ordered via the shopping cart. Charges apply! Please respect our Terms of use .				
↓	Datasets	Questionnaires	Codebooks	DDI Documents	↕
	<ul style="list-style-type: none">• ZA1207_missing_v1-0-1.sps (Dataset) 657 Bytes• ZA1207_v1-0-1.dta (Dataset STATA) 1 MByte• ZA1207_v1-0-1.por (Dataset SPSS Portable) 2 MBytes• ZA1207_v1-0-1.sav (Dataset SPSS) 2 MBytes				
		ZACAT online analysis and search in variable level documentation: Eurobarometer 16 (Oct-Nov 1981) Noise and Other Social Problems			

Eurobarometer

<https://www.gesis.org/eurobarometer-data-service/search-data-access/question-retrieval/>

Search results for "gradually improved" = 17 hits in 16 documents (sorted by HITS)

- You can [allow hit highlighting](#) to navigate in hits found in a PDF file (regards Adobe Reader or alike up to Version 9.x.y - not supported from Adobe X / 10)
- You can (reversely) use **the standard options sort by Hit count / by Document title** or in case of **various Documents per Study** (per Series) **group by Study no. / by Document content** e.g. Codebooks, Reports, Questionnaires

gesis

Search within results:

Search [Operators](#) - [Help](#)

Document Title 1 to 16

- [Eurobarometer 27 - ZA1712 - Basic bilingual questionnaire \(FR/EN\)](#) - 2 hit(s)
- [Eurobarometer 34.2](#) - 1 hit(s)
- [Eurobarometer 34.1](#) - 1 hit(s)
- [Eurobarometer 34.0](#) - 1 hit(s)
- [Eurobarometer 33](#) - 1 hit(s)
- [Eurobarometer 32](#) - 1 hit(s)
- [Eurobarometer 30 - ZA1715 - Basic bilingual questionnaire \(FR/EN\)](#) - 1 hit(s)
- [Eurobarometer 29 - ZA1714 - Basic bilingual questionnaire \(FR/EN\)](#) - 1 hit(s)
- [Eurobarometer 28 - ZA1713 - Basic bilingual questionnaire \(FR/EN\)](#) - 1 hit(s)
- [Eurobarometer 26 - ZA1544 - Basic bilingual questionnaire \(FR/EN\)](#) - 1 hit(s)
- [Eurobarometer 25 - ZA1543 - Basic bilingual questionnaire \(FR/EN\)](#) - 1 hit(s)
- [Eurobarometer 24 - ZA1542 - Basic bilingual questionnaire \(FR/EN\)](#) - 1 hit(s)
- [Eurobarometer 22 - ZA1321 - Basic bilingual questionnaire \(FR/EN\)](#) - 1 hit(s)
- [Eurobarometer 21 - ZA1320 - Basic bilingual questionnaire \(FR/EN\)](#) - 1 hit(s)
- [Eurobarometer 20 - ZA1319 - Basic bilingual questionnaire \(FR/EN\)](#) - 1 hit(s)
- [Eurobarometer 19 - ZA1318 - Basic bilingual questionnaire \(FR/EN\)](#) - 1 hit(s)

File (Study no. & Doc type: [Legend](#))

[ZA1712_bq.pdf \(2180 KB\)](#)
[ZA1962_bq_en.pdf \(359 KB\)](#)
[ZA1961_bq_en.pdf \(177 KB\)](#)
[ZA1960_bq_en.pdf \(392 KB\)](#)
[ZA1753_bq_en.pdf \(557 KB\)](#)
[ZA1752_bq_en.pdf \(361 KB\)](#)
[ZA1715_bq.pdf \(2940 KB\)](#)
[ZA1714_bq.pdf \(1891 KB\)](#)
[ZA1713_bq.pdf \(1102 KB\)](#)
[ZA1544_bq.pdf \(1391 KB\)](#)
[ZA1543_bq.pdf \(1162 KB\)](#)
[ZA1542_bq.pdf \(845 KB\)](#)
[ZA1321_bq.pdf \(1438 KB\)](#)
[ZA1320_bq.pdf \(1337 KB\)](#)
[ZA1319_bq.pdf \(1339 KB\)](#)
[ZA1318_bq.pdf \(1782 KB\)](#)

Document Title 1 to 16

Combining data from multiple sources

- Different variable names (pays vs country)
 - Different spelling of country names (Czech republic, Czech Republic, CZ, ..)
 - Weights
 - Missing data
-
- Write everything down, always keep the do-file!

More in the Discover chapter in the DMEG

- Data repositories in Europe and around the world
- More institutions that provide data
- International research projects that offer comparative data
- Key data resources for research on ageing in Europe

Questions & Answers



Thank you for your attention

training@cessda.eu

johana.chylikova@soc.cas.cz

martin.vavra@soc.cas.cz

kristyna.basna@soc.cas.cz

 cessda.eu

 [@CESSDA_Data](https://twitter.com/CESSDA_Data)

