



InGRID

Supporting expertise in inclusive growth

www.inclusivegrowth.eu

D7.1. RI South Eastern Europe

GAP ANALYSIS ON THE USE OF RESEARCH INFRASTRUCTURES IN SOUTHEAST EUROPEAN (BALKAN) COUNTRIES

Scientific responsibility: Constantine Dimoulas
Research team: Athena Belegri-Roboli, Panayotis
G. Michaelides & Despoina Papadopoulou
Assistant Researchers: Panagiotis Karlaganis &
Konstantinos N. Konstantakis

March 2019



This project has received funding from the European Union's Horizon 2020 research and innovation programme under Grant Agreement No 730998

This report constitutes Deliverable 7.1, for Work Package 7 of the InGRID-2 project.

March 2019

© 2019 – InGRID-2, Integrating Research Infrastructure for European expertise on Inclusive Growth from data to policy – project number 730998

General contact: inclusive.growth@kuleuven.be

p.a. InGRID

HIVA - Research Institute for Work and Society
Parkstraat 47 box 5300, 3000 LEUVEN, Belgium

For more information type the e-mail address of the corresponding author

Please refer to this publication as follows:

Dimoulas, C., Belegri-Roboli, A., Michaelides, P.G., Papadopoulou, D., Karlaganis, P., & Konstantakis, K.N. (2019). Gap analysis on the use of research infrastructures in Southeast European (Balkan) countries, Deliverable n°7.1, Leuven, InGRID-2 project 730998 – H2020

Information may be quoted provided the source is stated accurately and clearly.

This publication is also available via <http://www.inclusivegrowth.eu>

This publication is part of the InGRID-2 project, this project has received funding from the European Union's Horizon 2020 research and innovation programme under Grant Agreement No 730998.

The information and views set out in this paper are those of the author(s) and do not necessarily reflect the official opinion of the European Union. Neither the European Union institutions and bodies nor any person acting on their behalf may be held responsible for the use which may be made of the information contained therein.

Contents

1.	Main axes for the development of social research infrastructures in Greece	4
1.1	Introduction	4
1.2	The questionnaire	5
1.3	The in-depth interviews	5
2.	The results	6
2.1	Information gathered from the questionnaires	6
2.2	Information gathered from the in-depth interviews	18
2.3	Conclusions and suggestion for a roadmap	20
2.4	Main axes for the development of social research infrastructures in Greece and the Balkan countries	20
	2.4.1 Regulation	21
	2.4.2 Finance	21
	2.4.3 Information	22
	2.4.4 Learning	22
	appendix 1	23

1. Main axes for the development of social research infrastructures in Greece

1.1 Introduction

In the unstable and turbulent economic and social conditions of our times, the design and implementation of effective policies for inclusive growth is at increasing risk. Probably, the most crucial deficiency is the lack of appropriate data to support effective decision-making at the national and regional levels.

Although household surveys have been rising over the past thirty years, many social aspects in relation to living and working conditions, poverty and social exclusion data still lag behind in coverage and compatibility, especially in the least developed European countries.

With this survey, our aim is to draft a gap analysis of the InGRID-2 research infrastructure in the areas relevant to academics and researchers in the fields of poverty and social exclusion in the South-eastern European countries (Balkans). To do so, we initially identified the pool of researchers and academics working in those fields by carefully screening the short profiles published in the web pages of all universities and research institutes in 10 Balkan countries (Greece, Bulgaria, Romania, Croatia, Slovenia, Serbia, Montenegro, Albania, Bosnia–Herzegovina, North Macedonia). From this procedure, we identified and selected 333 academics and researchers who, according to their profiles, are involved in the field under investigation. Next, we sent to each one of them the questionnaire we designed and a cover letter explaining the purpose of our research. The questionnaires was sent to their e-mail address, in three successive ‘waves’. The first wave was in the end of January 2018, the second in the end of February 2018 and the third in mid-April 2018. The respondents to this procedure were 28 researchers and academics from 7 Balkan countries (Greece, Croatia, Fyrom-Macedonia, Bosnia-Herzegovina, Slovenia, Serbia and Montenegro) from whom 18 come from Greece (Table 1).

Table 1. Gaps in research infrastructure in Balkan countries allocation of sample and responds by country

Country	Invitations Sent (N)	Responses (N)
Albania	51	
Romania	46	
Bulgaria	19	
Montenegro	13	1
Croatia	33	3
Serbia	18	1
Fyrom-Macedonia	13	2
Slovenia	30	1
Bosnia-Herzegovina	14	2
Greece	96	18
Total	333	28

Because of the low response rate, and in order to enlighten further the crucial aspects concerning the gaps in research infrastructures as well as to define the key steps to successfully tackle them, the research team decided to complement the information gathered from the answers in the questionnaire with 12 open-ended, in-depth interviews with highly experienced experts who are involved in the field of poverty and living conditions in Greece. The interviews were conducted from the end of May until the end of August 2018 and provided to the research team additional qualitative information and crucial ideas for the creation of a roadmap to overcome deficiencies in the research infrastructures in Greece.

1.2 The questionnaire

The questions asked in the e-posted questionnaire were relevant to the gaps and deficiencies in data sets concerning poverty, social exclusion, inequalities and living and working conditions. The questionnaire contained 15 questions (the full version of the questionnaire is available in the appendix below):

- two questions referred to the use of European surveys' data sets from the respondents and the research activity they involved;
- three questions focused on the use of InGRID data sets and the difficulties the respondents encountered for their use as well as the significance of these deficiencies;
- two questions focused on the perspectives for the future use of European and InGRID data sets and suggestions on how to improve these specific data banks;
- four questions were about the difficulties and deficiencies encountered in searching difficult to reach groups (homeless, Roma, refugees, addicts, etc.);
- two questions asked for the specific difficulties that the Balkan countries had to overcome in order to create and improve their research infrastructures in the field of poverty, living and working conditions; and
- two questions focused on the expertise and the demographic profile of the respondents.

1.3 The in-depth interviews

As mentioned above, the research team decided to conduct 12 open-ended in-depth interviews with highly experienced experts (academics and researchers) involved in quantitative research in the fields of poverty, inequality, social exclusion and living and working conditions with the aim to increase the robustness of the results based on the questionnaires and to highlight crucial aspects concerning the gaps and deficiencies in research infrastructures in Greece. An additional goal for this qualitative investigation was to gather information and suggestions for the delineation of a roadmap for the improvement of research infrastructures in Greece.

The interviewees were 12: four senior researchers in national research institutes, four academics, three interviewees work in social-partners' research centres and one interviewee works for the National Statistical Authority.

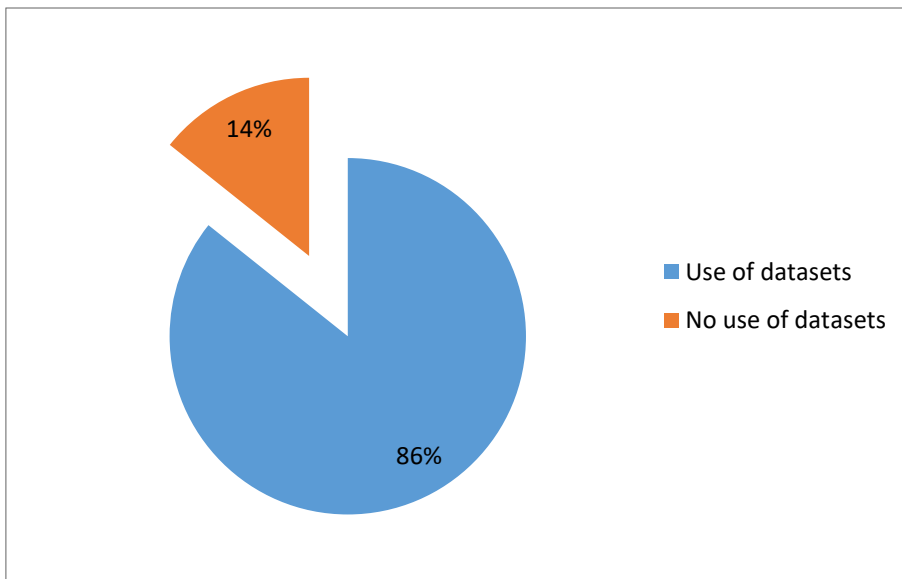
The main axes of the content of the questions focused on their research experience and the use of European surveys and InGRID data sets in their research activities, their opinion about the deficiencies of those data sets, their suggestions for overcoming gaps in research infrastructures in Greece and the role that the state, universities and the research community could play. A full version of the questionnaire for the in-depth interviews is included in the appendix.

2. The results

2.1 Information gathered from the questionnaires

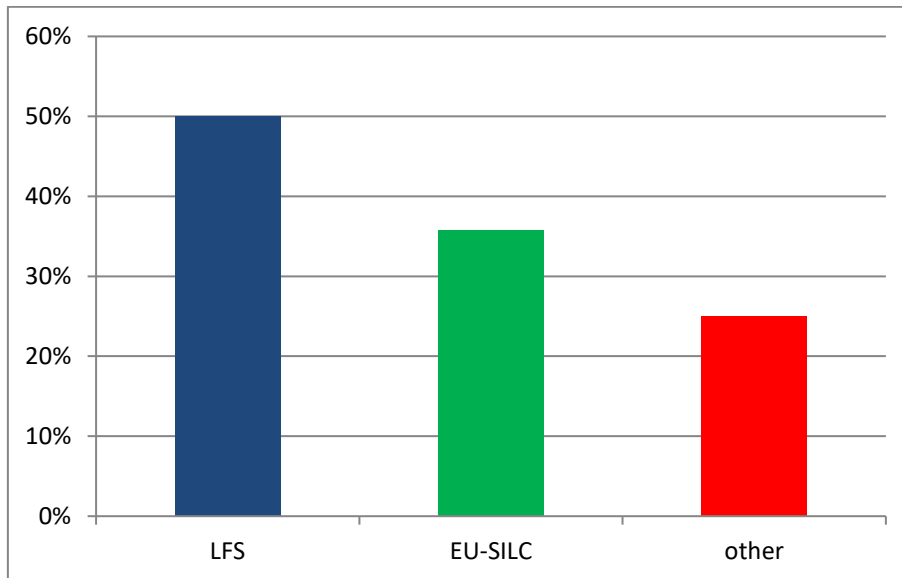
The majority of those researchers in the Balkan countries who answered the questionnaire say that they use data sets in their research projects (Figure 1).

Figure 1. Proportion of researchers in the Balkan countries who use data sets in their research (frequency)



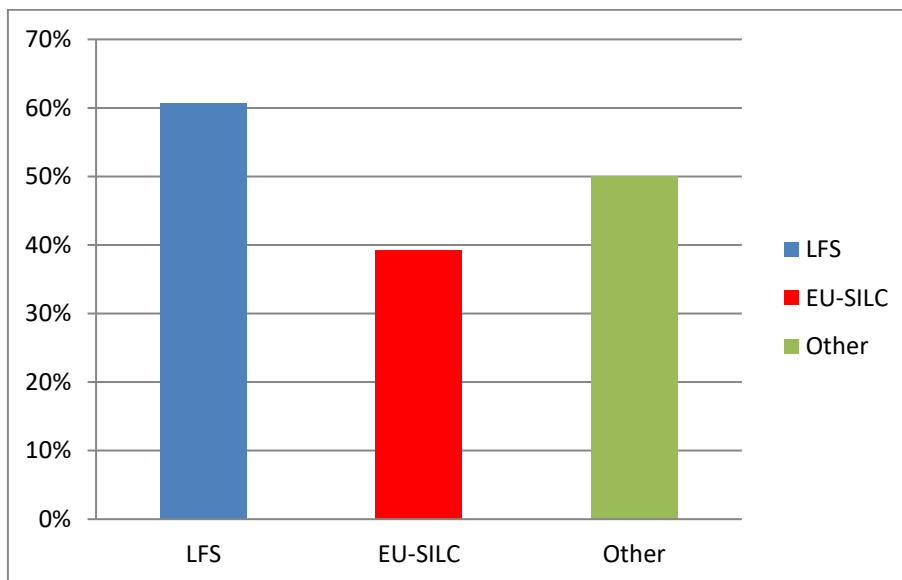
The most commonly used data set is LFS, whilst EU-SILC is less frequently used (Figure 2).

Figure 2. Which data set is normally the main instrument for your research?



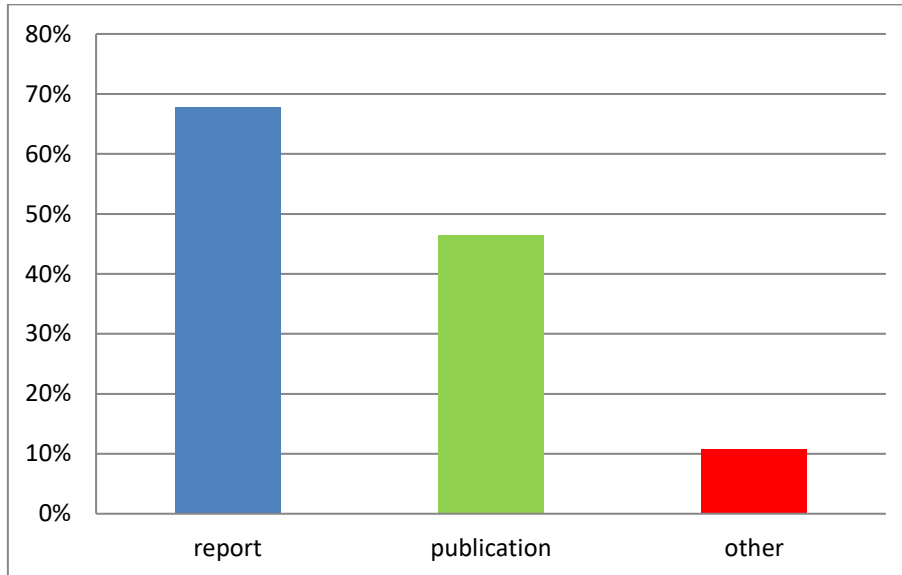
Besides this general observation, it seems that during the last five years, the use of other data sets (except LFS and EU-SILC) is increasing in the Balkan area (Figure 3).

Figure 3. Data sets used by researchers in the Balkan countries during the last five years (frequency)



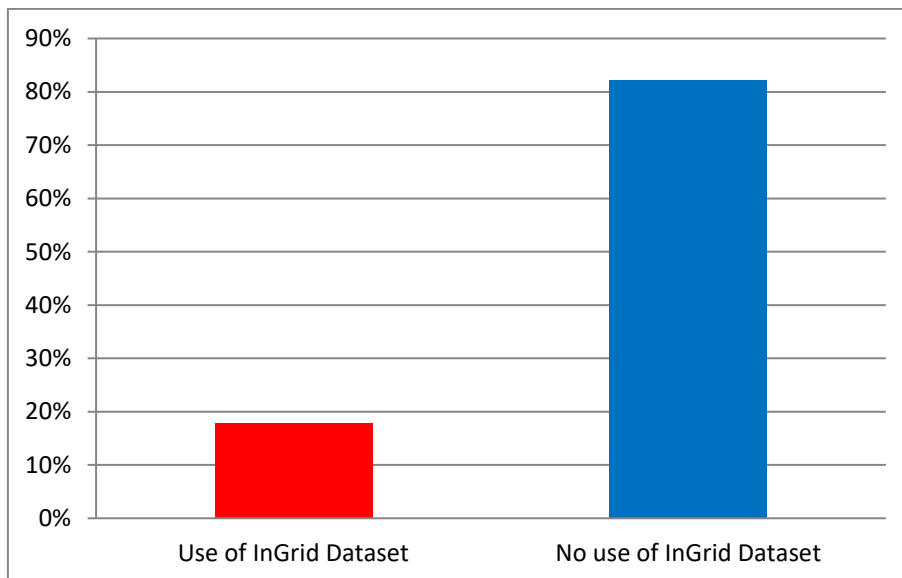
Most researchers in the Balkan countries use data sets for preparing reports, meaning that their potential impact in policy-making is crucial (Figure 4).

Figure 4. Type of research in which data sets are used from researchers in the Balkan countries



Most researchers in the Balkan area are not familiar with InGRID data sets, since only a few of those using European data sets, use, also, these specific data in their analysis of poverty and living conditions (Figure 5).

Figure 5. Use of InGRID data set from researchers in the Balkan area during the last 5 years (frequency)



EUROMOD is used by 40% of the respondents who use InGRID data sets (Figure 6), mainly for reports and publications (Figure 7).

Figure 6. InGRID data set used from researchers in the Balkan area during the last five years (frequencies)

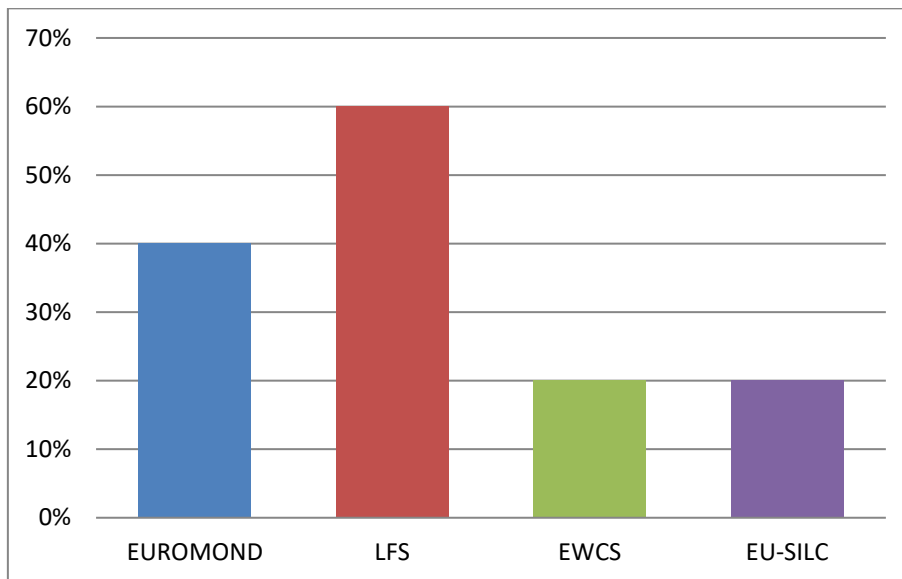
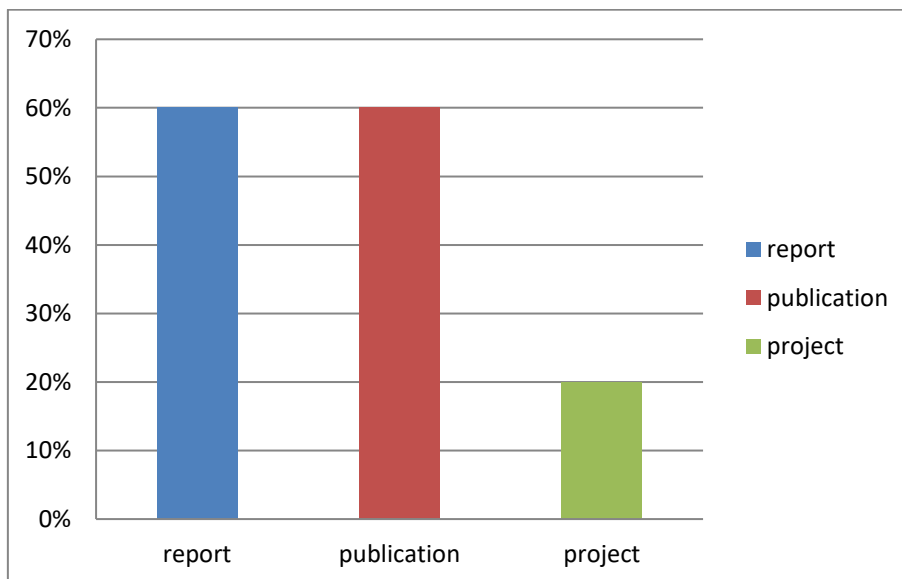
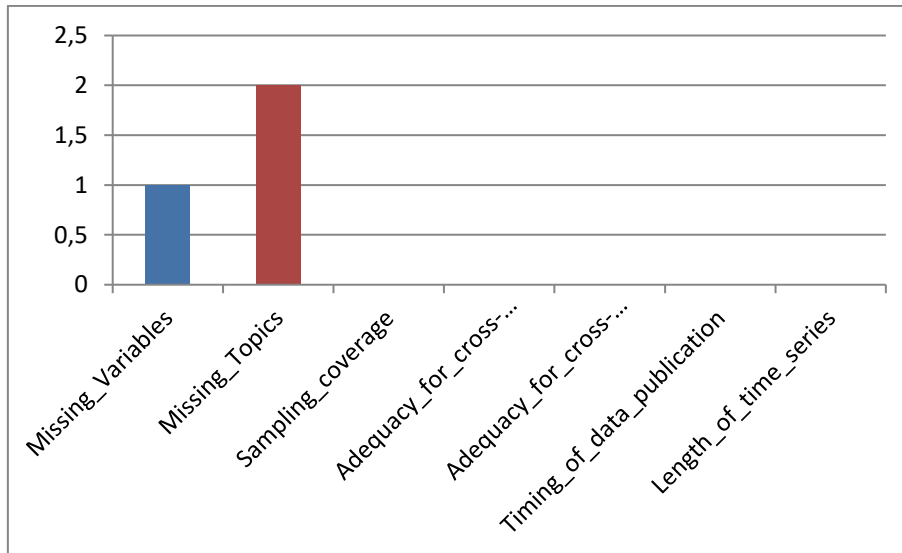


Figure 7. Purpose of use of InGRID data set (frequency)



This rate in the use of EUROMOD, which is the most used InGRID data set, is not related to specific deficiencies as the researchers said that they are of low significance and only in relation to the available variables and the topics covered (Figure 8).

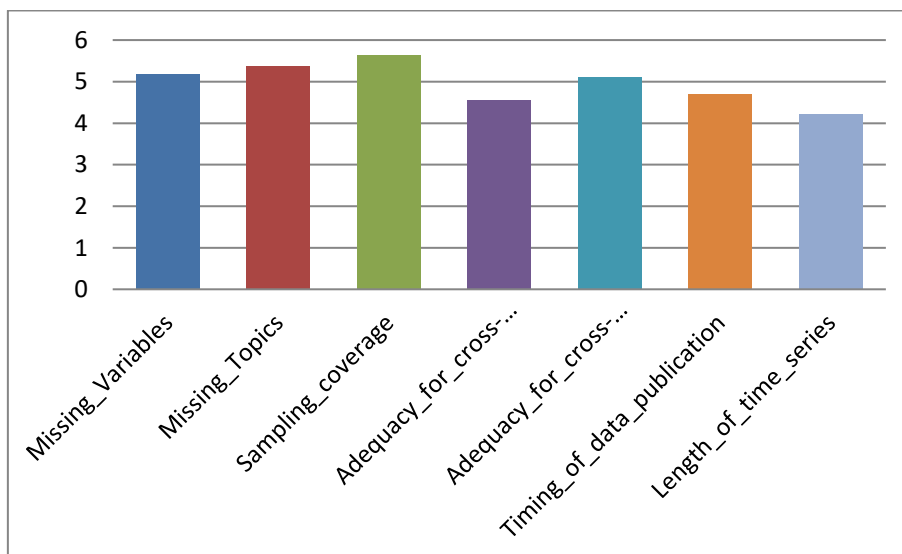
Figure 8. Average score of EUROMOD shortcomings according to the researchers in the Balkan area



* (0=non-significant and 10= very significant).

As far as the deficiencies of other European data sets used from the researchers are concerned in the Balkan area, the respondents emphasised LFS, EU-SILC and ESA. More specifically, the respondents think that the deficiencies of LFS are several while their significance is considered quite modest (Figure 9).

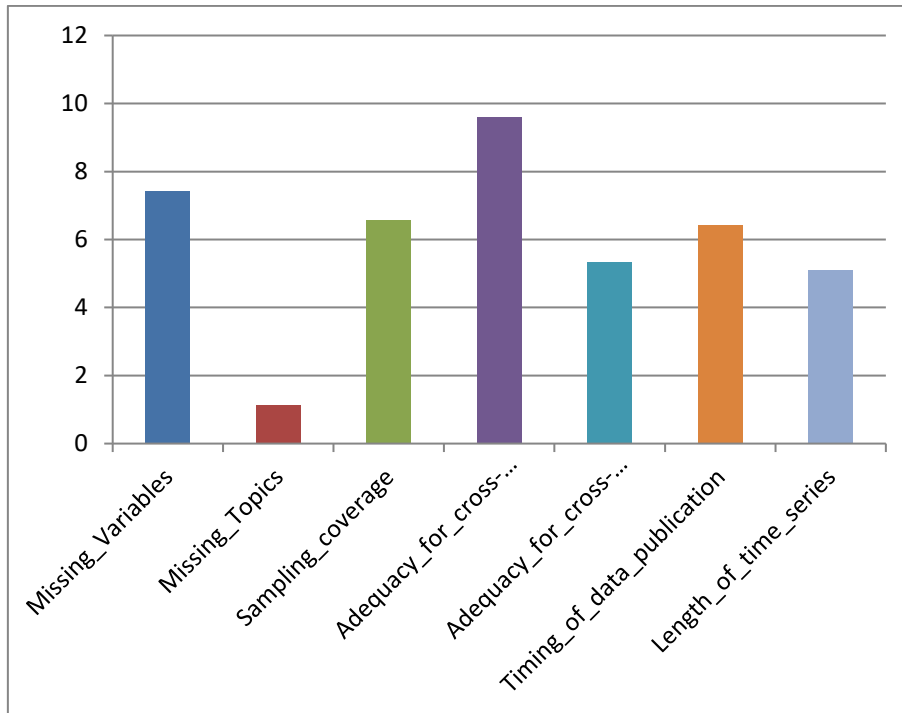
Figure 9. Average score of LFS shortcomings according to the researchers in the Balkan area



* (0=non-significant and 10= very significant).

Regarding the EU-SILC data set, the researchers in the Balkan area think that the most significant deficiencies are those related to their adequacy for cross-country analysis, to missing variables, sampling coverage and to the timing of data publication (Figure 10).

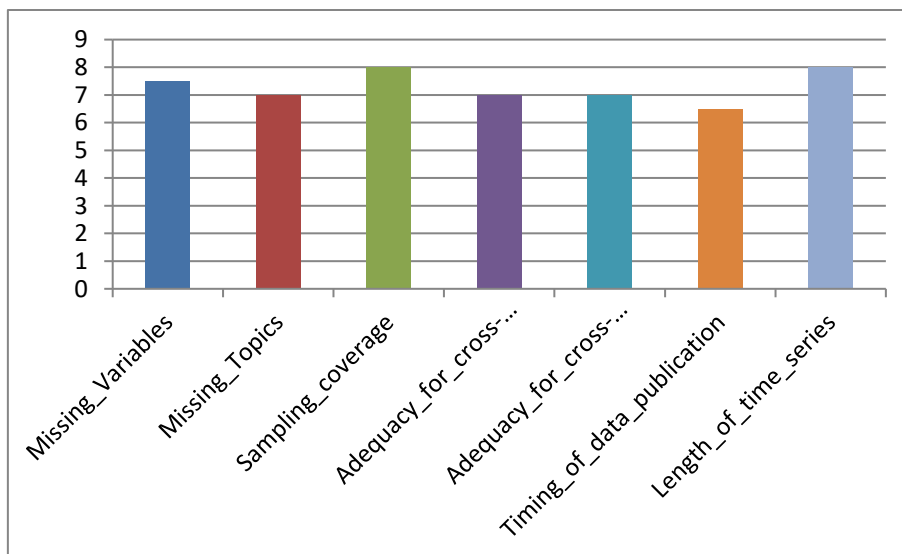
Figure 10. Average score of EU-SILC shortcomings according to the researchers in the Balkan area



* (0=non-significant and 10= very significant).

As far as the ESA data set is concerned, researchers think that there are many significant deficiencies, the most crucial of which is the length of the time series, the sampling coverage and the missing variables (Figure 11).

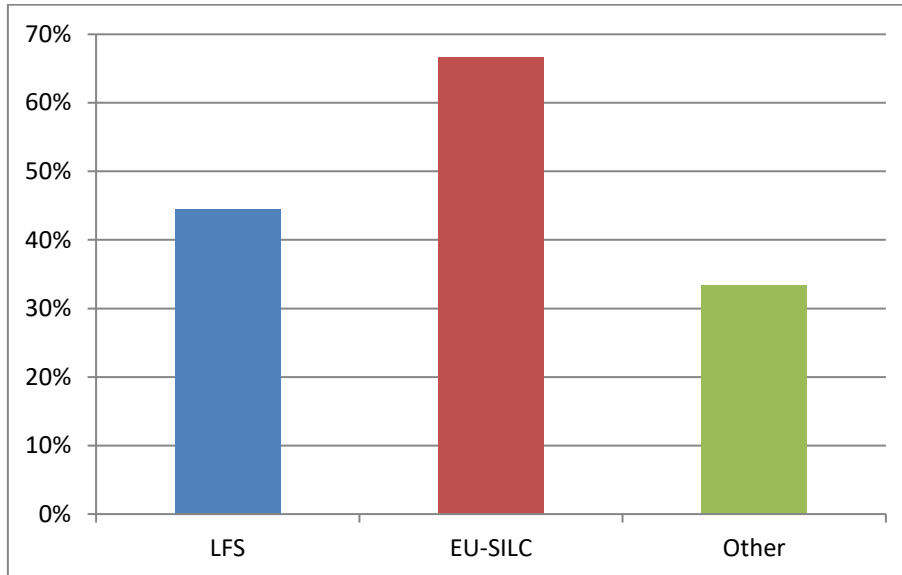
Figure 11. Average score of ESA shortcomings according to the researchers in the Balkan area



* (0=non-significant and 10= very significant).

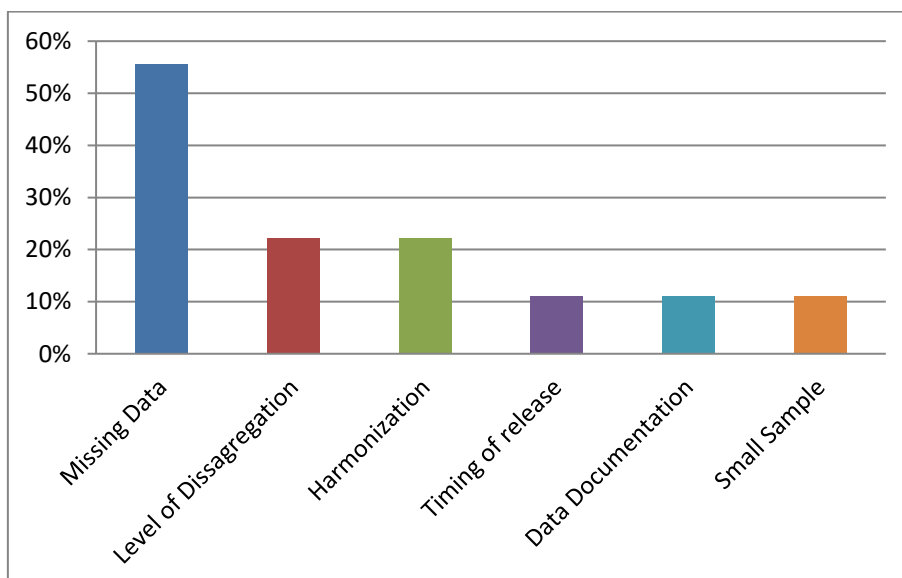
Most respondents answered, also, that they encountered some deficiencies in their research by using EU-SILC (Figure 12).

Figure 12. Data sets used from researchers in the Balkan area for encountering deficiencies in their research projects (frequency)



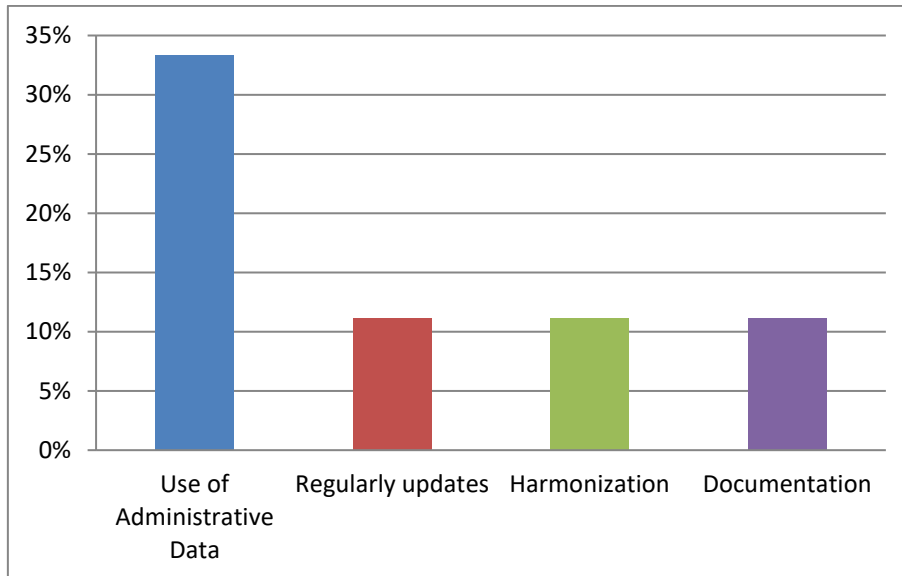
The most severe deficiency researchers in the Balkan area encountered by using European data sets is missing data, while the level of disaggregation as well as that of harmonisation are not referred to frequently (Figure 13).

Figure 13. Most severe deficiencies encountered from researchers in the Balkan area by using EU data sets (frequency)



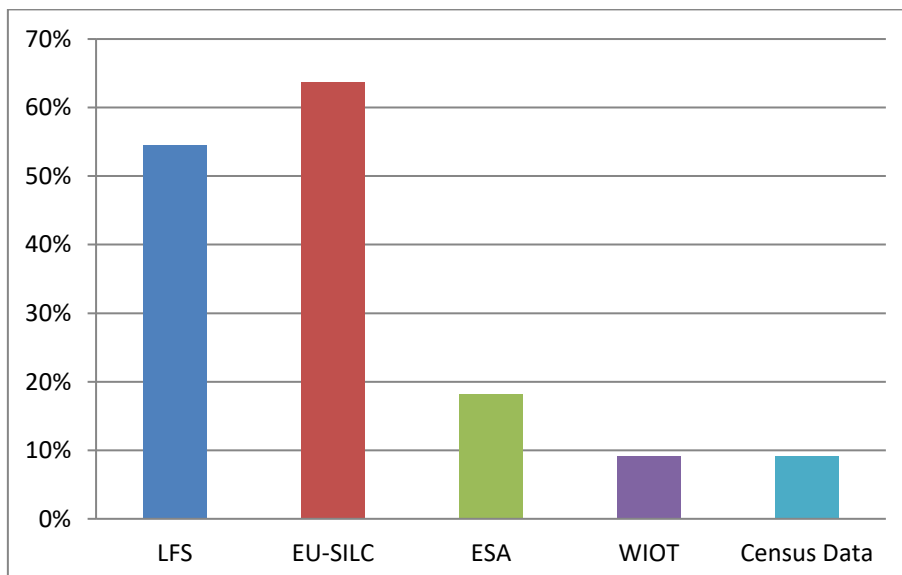
The most commonly given suggestion for overcoming these deficiencies is the use of administrative data, probably because the respondents relate them with the deficiencies in the missing data (Figure 14).

Figure 14. Suggestions from researchers for overcoming deficiencies in EU data sets (frequency)



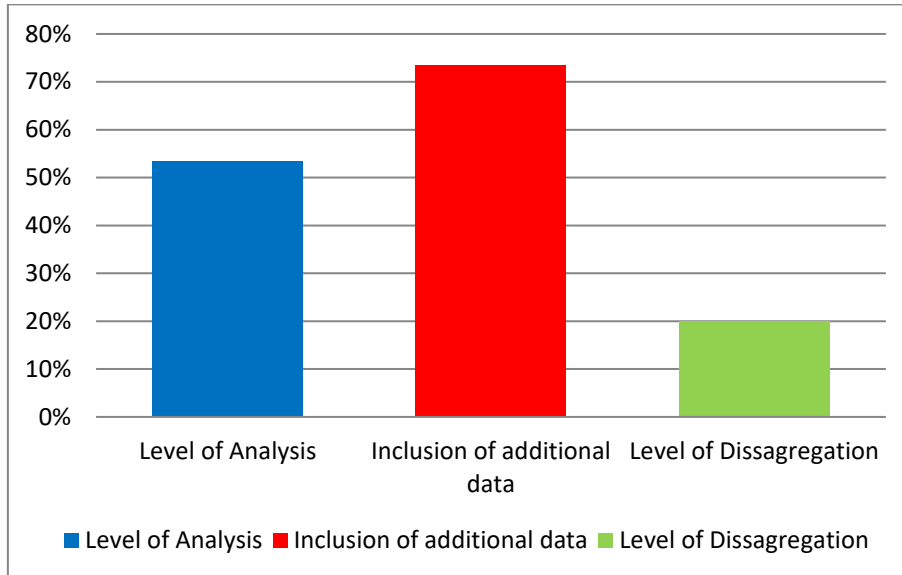
The respondents' future perspectives from EU data sets focus mainly in EU-SILC and LFS. EURO-MOD or any other InGRID data set is not referred from the researchers in the Balkan area as a possible source for their future research (Figure 15).

Figure 15. Perspectives for the future use of data sets from researchers in the Balkan area (Frequency)



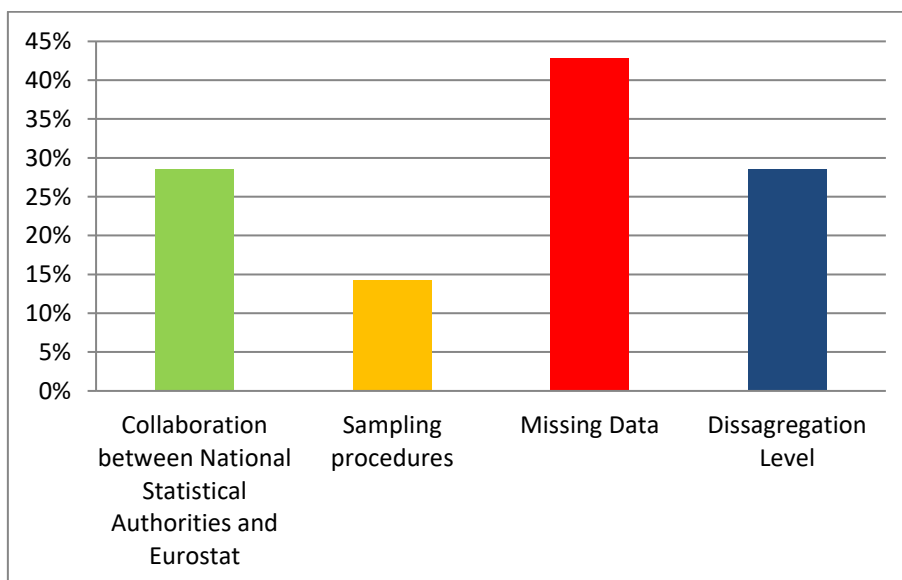
They also suggest the inclusion of additional data to those data banks as the most proper policy measure in order to increase their use in future research (Figure 16).

Figure 16. Suggestions for the dimensions must focus the developed of EU data sets in the future (frequency)



Regarding the most common obstacles that must be overcome for the future development of EU data sets with reference to the Balkan countries, the respondents emphasized those of missing data, the disaggregation level of available data and the lack of collaboration between National Statistical Authorities and Eurostat (Figure 17).

Figure 17. Most common obstacles must be overcome concerning the future perspectives of EU data sets (frequency)



Regarding the missing data that are of specific interest in the Balkan countries, they refer to those related to social exclusion, informal labour market, rural areas and youths (Figures 18 and 19).

Figure 18. Gaps in data sets concerning poverty in the Balkan countries (frequency)

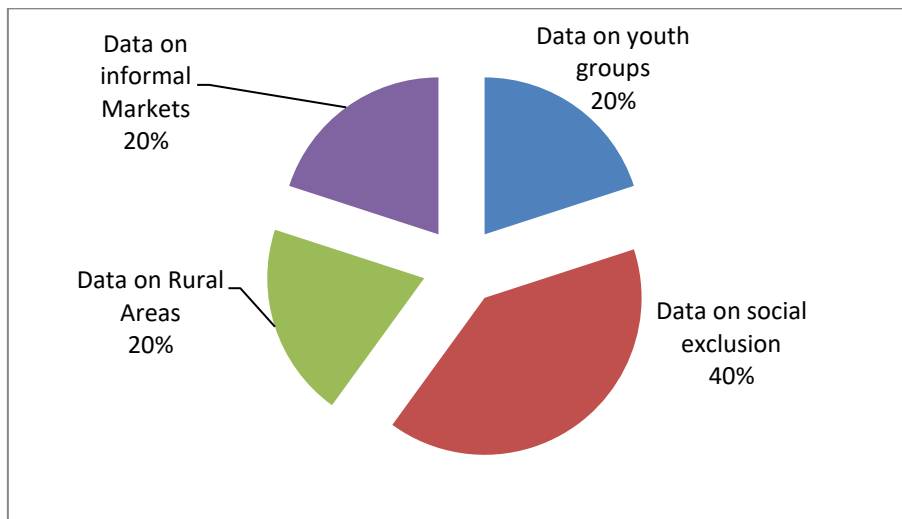
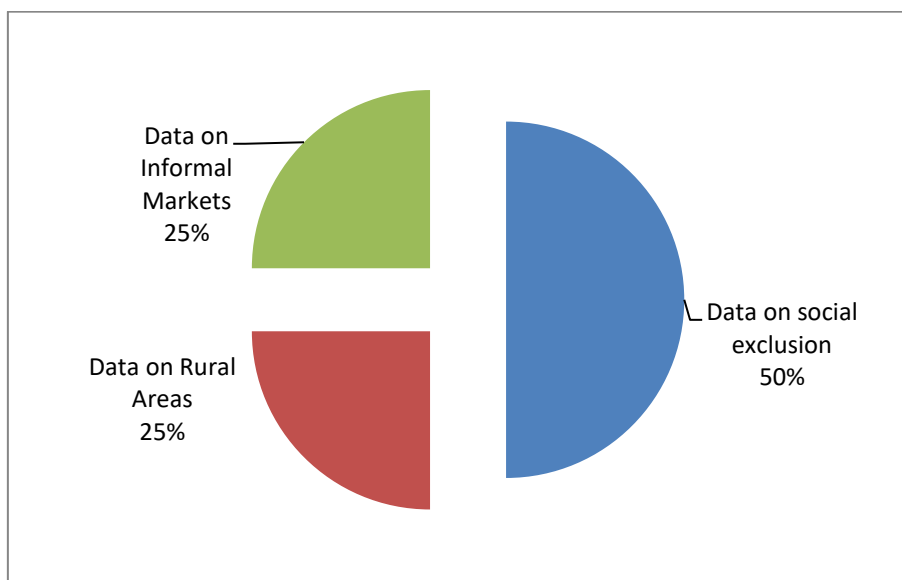


Figure 19. Gaps in data sets concerning living conditions in the Balkan countries (frequency)



Regarding to the difficult-to-reach social groups, the respondents use administrative data at very high rates (57%) in their research as these data are missing from European data sets. They also use data from NGOs and in rare cases from statistical authorities (Figures 20, 21).

Figure 20. Use of administrative data for difficult to reach groups from researchers in the Balkan area (frequency)

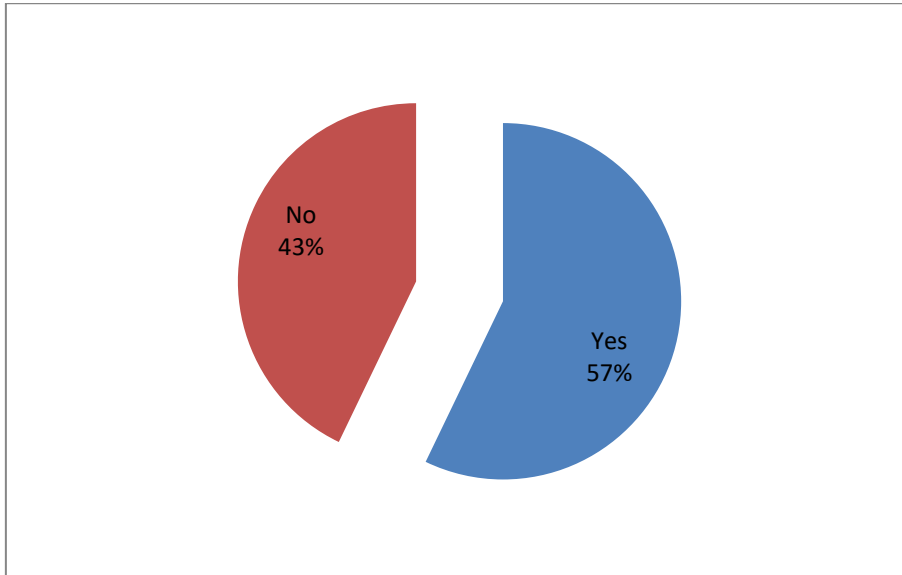
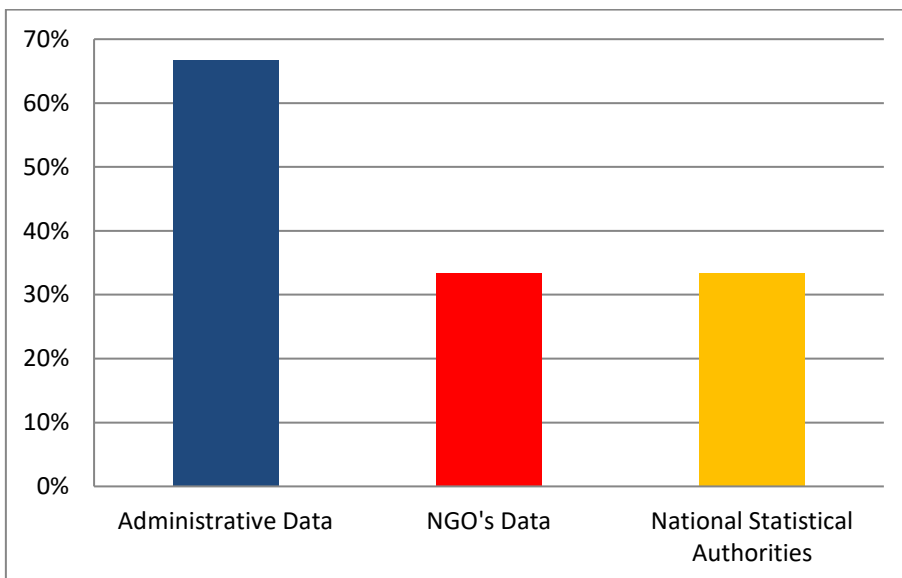
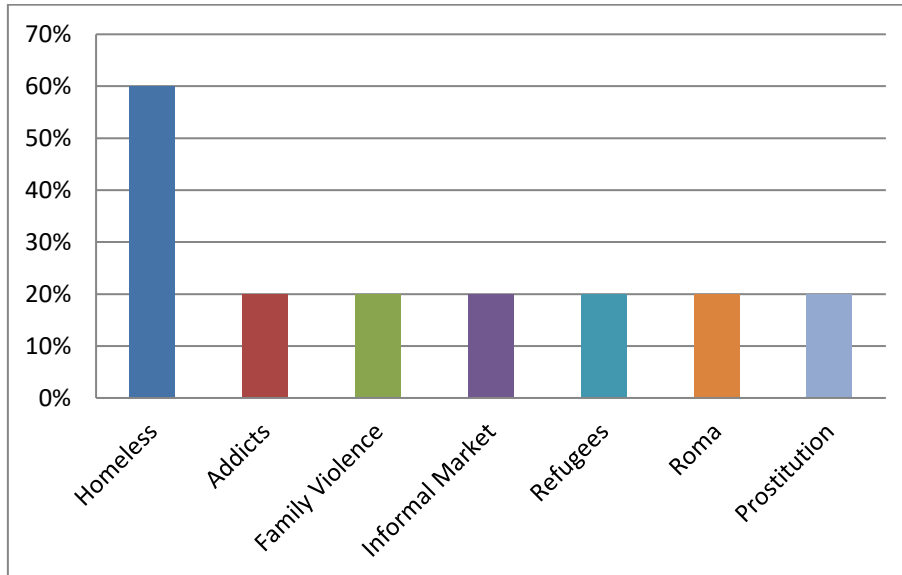


Figure 21. Most commonly used data sets for difficult to reach groups in the Balkan area (frequency)



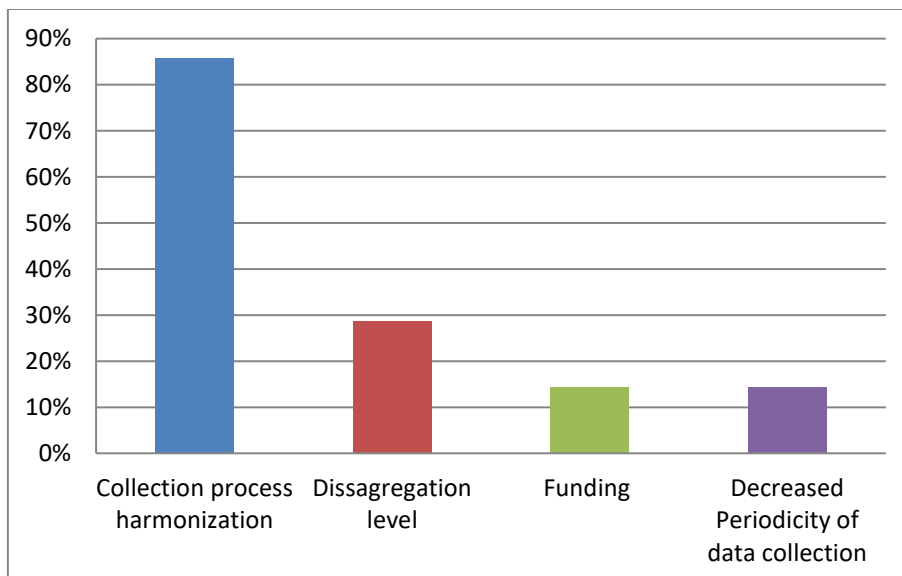
They also responded that there are no proper data sets for research concerning the homeless, addicts, family violence, informal market, refugees, Roma and prostitution (Figure 22).

Figure 22. Lack of data sets for specific groups and problems that are of major concern to researchers in the Balkan countries (frequency)



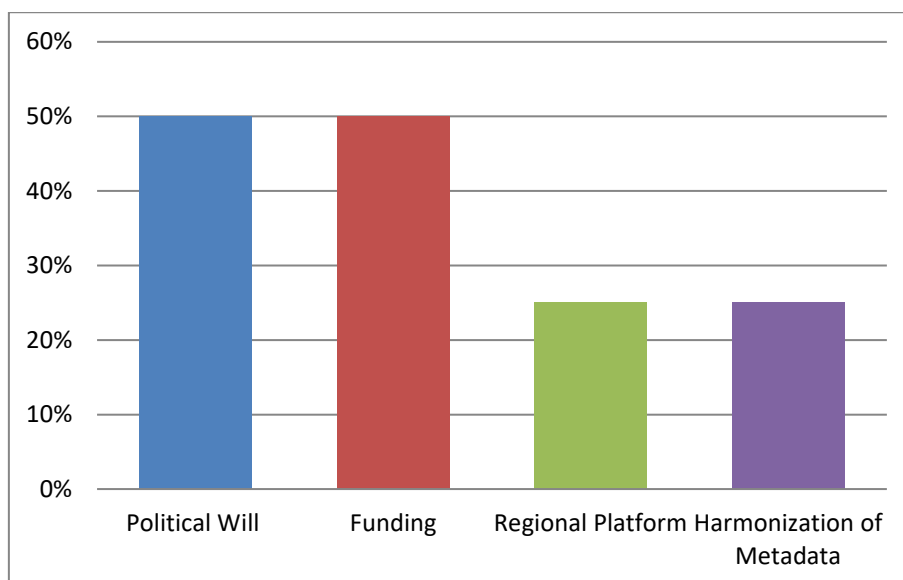
The most frequent suggestion that the respondents made to overcome the deficiencies in data for difficult to reach groups is to manage the 'question of their harmonisation' (Figure 23).

Figure 23. Suggestions for overcoming deficiencies in data sets for difficult to reach groups in the Balkan countries (frequency)



Regarding the obstacles that must be overcome for the development of research, infrastructures in the Balkan Countries the respondents think that the most crucial are those of political will and funding (Figure 24).

Figure 24. Main obstacles that must be overcome in order to create data sets concerning these groups in the Balkan countries (frequency)



The researchers in the Balkan countries normally use LFS and EU-SILC data banks for writing reports and publications but they are not familiar with InGRID data sets, except EUROMOD.

They define many deficiencies in EU data sets, the most common of which are missing topics, the inadequacy of available data for cross country and cross regional comparative analysis, many missing variables in various aspects of poverty, social exclusion and living conditions of vulnerable groups and the long time it takes to for publish the collected data.

On the other hand, there are no robust alternatives for encountering deficiencies in their research projects. Many researchers use administrative and NGOs' data because of the inadequacy of statistical data sets. The researchers in the Balkan area face many obstacles in the study of specific aspects of poverty and living conditions, which are of crucial importance to the Balkan countries. The respondents to the questionnaire frequently refer to the missing data about various aspects of informal labour markets, which are dominant in the Balkan area, the working and living conditions in rural areas, the social exclusion and the socio-economic and demographic characteristics of difficult to reach groups (homeless, violence inside families, refugees, undocumented migrants, etc.).

The researchers in the Balkan area express the view that the most crucial deficiencies encountered for the future development of research infrastructures are those focusing on the enrichment of existing data sets with administrative data, the expansion of the sampling coverage in European Surveys and the limitation of missing data.

2.2 Information gathered from the in-depth interviews

The in-depth interviews corroborated the information gathered from the answers to the questionnaire.

Nearly all the researchers use regularly EU-SILC and EU-LFS.

The deficiencies they stated, refer to the following points:

- -The EU surveys have no valid information about the difficult to reach groups (homeless, addicts, illegal migrants, refugees, Roma, etc.) as their sample is allocated among the households. There is information available for these groups in administrative data and ad hoc field works but these are neither homogenised nor comparable. An emphasis should be given to the development of metadata concerning these specific groups as well as to the link with administrative data sets (e.g. insurance, health, welfare beneficiaries). A serious obstacle here is the non-compatibility of legal definitions used by administrative authorities on the classification of their data with the definitions of statistical authorities.
- -The information provided by EU data sets is, in some cases, incomplete and does not permit the robust analysis concerning the relation of poverty with rural or urban areas, the different resources of income and occupation, nationalities and religion.
- -There is no valid information on micro-firms, self-employment and informal labour markets, which are of high prevalence in the Balkan countries. An interviewee said that, during the recent crisis, nearly 230,000 micro-firms closed and most owners became poor but there is no statistical information about this social subgroup.
- -There is a serious deficiency in the time of data publication and their accessibility to researchers. Usually, they are published two years after their collection and are already out-dated and do not permit appropriate support to decision-making and policy formulation. Additionally, the protocols for classification and access to data as well as the bureaucratic procedures delay further the up-to-date use of EU data sets.
- -There are no available microdata at the municipal and community level where most social and welfare policies are, nowadays, formulated. Additionally, there are no time-series for sub-regional areas (e.g. municipalities or constituencies), which would be very useful for evidence-based policy.
- -There are many partial or thematic researches from various agencies, which are not included in any official repository according to the recognized and certified protocols at the EU level.
- -The financing of research infrastructures in social sciences is insufficient and opportunistic, depending on the available EU funding and on the personal relations of the researchers with the authorities and/or the scientific profile and political orientation of the executives in the General Secretariat for research and technology. There are no institutional rules for the systematic financing of research infrastructures.
- -Regarding the InGRID data sets, most interviewees do not know of their existence and how they can access and can make use of them. The very few researchers, who said that they know InGRID, said that they are familiar with EUROMOD, which is the only InGRID data set used in Greece (from the Central Bank and the Ministry of Finance). Some other researchers who know EUROMOD are not familiar with it and do not use it in their research, even though they wish to get access and use it.
- -Most interviewees said that training in the use of data sets is not widespread and systematic, not only for senior but also for young researchers, and is limited to occasional personal initiatives of a handful of academics and senior researchers because of the lack of financing in these activities.
- -Last but not least, there is no tradition in evidence-based policy-making, and politicians decide according to their own will and clientelism. This deficiency is facilitated by the lack of appropriate *'culture or mentality in the academic community of the region'* as one participant said during the roundtable organised in Athens in 29 of October 2018. Research Infrastructures in most Balkan countries as she said, *'...either 'single-sited', or 'distributed', or even 'virtual' full of structured information systems related to data management, enabling information and communication, are nor systematically used as a key to outstanding scientific and academic achievements'*.

2.3 Conclusions and suggestion for a roadmap

There are multiple gaps and deficiencies in social research infrastructures in the Balkan countries:

Many variables that are of high significance for the valid analysis of poverty and living conditions in the Balkan area are missing from the EU-social surveys and from InGRID data sets: Valid data on informal markets (employment, economic activities), self-employment and occupation in rural and urban areas, validity of analysis in areas smaller than the region (e.g. municipal level) are crucial for the delineation of widespread social problems but are missing from those data sets.

Most data sets concerning the Balkan countries do not cover a sufficient time span for valid analysis and there are no adequate time-series for serious social aspects concerning poverty and living conditions. The available data concerning the socially excluded groups (homeless, refugees, atypical migrants, addicts, etc.) are occasionally collected and are not homogenised.

There are not adequate links between administrative and survey data and convenient protocols for their homogenisation. As one interviewee said:

Despite the obvious challenges promoted by the EU research agenda, scholars but mainly administrators tend to keep their distance from RIs as technical and operational frameworks that allow scientists and policy-makers to collaborate in order to share data and research results along with the context, which can be organized and restructured according to the user's needs, hypotheses and analyses. People are used to thinking that they are the sole keepers of innovative knowledge and tend to ignore the potentialities of RIs as 'innovation ecosystems', as catalysts that bring together research, education and industry to promote innovation further, as natural knowledge triangles among research, education and industry. Further scholars and bureaucrats should learn to deal with the culture of possessiveness of data produced by individual research endeavours or institutional initiatives'.

The financing of social research infrastructures is very limited and does not suffice for their proper operation, when they exist.

There are many ad hoc occasional field works and small-scale surveys, which are not included in the certified official repositories and are not accessible from the research community.

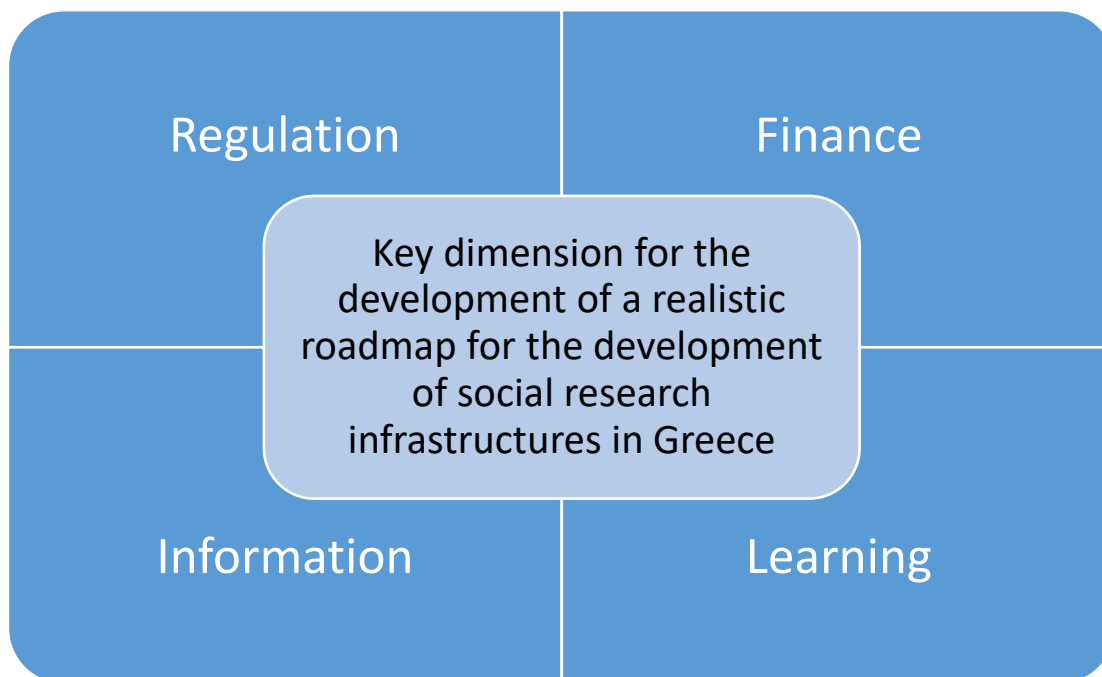
Many researchers in the field of poverty and living conditions are not informed about the InGRID data sets. They usually use data from EU-SILC and LFS directly and only a handful of them is familiar with EUROMOD, whilst all other InGRID data sets are not known to them.

The links between universities and research centres are weak and not systematic. Usually they exist because of personal relations between individual academics and researchers and are not institutionalised.

2.4 Main axes for the development of social research infrastructures in Greece and the Balkan countries

In order to overcome crucial deficiencies in social research infrastructures in Greece and other Balkan countries an effective and realistic roadmap should take into consideration four key dimensions: those of regulation, financing, information and learning¹.

¹ These axes will be developed analytically in the framework of D7.3 Titled 'Strategic review of Greek national RI roadmap'.



2.4.1 Regulation

The crucial dimensions for a realistic roadmap are:

- reforms on protocols for accessibility in data sets;
- national regulation concerning the instalment of publicly financed social researches in official repositories;
- creation of official forums and partnerships between research centres and universities.

Concerning the InGRID data sets, the InGRID partners should establish national research teams or reference points in the Balkan countries, in order to increase their accessibility, as well as their enrichment with data of interest to the Balkan research community and policy formulators. As the experience of EUROMOD shows, active national research teams are crucial for enrichment and harmonisation of data. The InGRID partners could extent their partnership by including in them teams or individuals from local research centres or universities in the Balkan area. Now most InGRID data sets do not include data about the Balkan countries and when this happens, they are not systematic and there are many missing topics, which are of great interest to the Balkan research and academic community. Some already existing national teams (e.g. LIS, ESA) are not active regularly because of financial constraints and so the data provided are outdated or are limited only to a couple of Balkan countries (e.g. EUROMOD).

National research teams will assist also the harmonisation of data as well as the extension of existing data sets with administrative data.

2.4.2 Finance

The crucial dimensions for a realistic roadmap are:

- equal integration of social research infrastructures in the national multi-annual plan for budgeting and prioritization of research infrastructures and innovations;
- inclusion of a regular and adequately financed budget-line for social research infrastructures in the annual state budget for research infrastructures and innovations.

- preparation of a call for tenders for the development of thematic data sets for social problems of specific interest in Greek Society (e.g. socially excluded groups, refugees, atypical migrants, informal employment, health and safety at work, etc.) in the frame of the multi-annual operational program for the development of research infrastructures and innovations.

InGRID partners could develop a proposal, as a consortium, for future funding from EU programme calls with the aim to adapt and enrich their existing data sets with data concerning the Balkan countries, such as informal markets, undocumented migration, refugees, informal wages and employment, and so on.

Additionally, as Balkan research teams are dependent heavily on EU-funds for their operation, the EU could motivate the involvement of Balkan research teams in consortiums of existing data sets by giving financial priority to and awarding those proposals in EU projects that focus on the extension or use of EU-data sets in the Balkan area.

2.4.3 Information

The crucial dimensions for a realistic roadmap are:

- dissemination activities about the content and accessibility of existing data sets;
- creation of annual or bi-annual forums (or conferences) discussing the content and accessibility of social research data sets.

InGRID partners could use some already existing instrument financed from InGRID-2 to become more familiar to researchers in the Balkan area. For example, they could contact directly the departments of public and international relations in universities and research centres in the Balkan area and inform them regularly about the activities organised from them (seminars, summer schools, workshops).

Additionally, they could also organise the presentation of available information about the content of their data sets in their website, not only alphabetically (e.g. SOFI or LIS). The data sets could also be classified into groups of countries according to the geographical criterion (e.g. Central Europe, Nordic countries, Balkan Countries, etc.). This alternative meta-classification of existing data sets will make them friendlier, attractive and easily accessible to researchers who focus on comparative analysis in specific areas.

They could also make clearer in their announcements and calls for applications that the funding for travel arrangements is higher (than 300 euros) for those applicants who travel from distant departure areas.

2.4.4 Learning


The crucial dimensions for a realistic roadmap are:

- joint courses between universities and research centres to train post-graduate and doctoral students as well as young researchers in the use of social-research data sets.

InGRID partners could also organise conference sessions, or other events (exhibitions, workshops or seminars) in scientific conferences organised from the academic and research community in the Balkan countries, in order to illustrate the usefulness of these data sets in the analysis of poverty and living conditions. They could also organise thematic seminars and workshops targeted in the Balkan area in cooperation with local research teams and maybe in Balkan cities as travel expenses from the Balkan area often exceed the budget lines (e.g. 300 euro per two-way flight tickets).

appendix 1

a1.1 The Questionnaire



Dear colleague,

The questionnaire below aims to gather the insights of distinguished experts in order to identify and fill the gaps in the data for living and working conditions, poverty and social exclusion research. The questions deal mainly with the data sources that have been used, scholars' experiences, insights and suggestions on feasible solutions for improving poverty data. At the end of the questionnaire, a section is devoted to extensive remarks and/or suggestions about this topic.

In case you would like to add more items in a table, feel free to add rows. After completion, please return the questionnaire by email to: InGrid2Panteion@panteion.gr

Thanks in advance for your valuable contribution.

Questionnaire

For the sole purpose of this questionnaire the word data set corresponds to database, survey, source and variable.

1. Which data set is normally the main instrument for your research?

Name of data set	Name of research in which this data set has been used
.....

2. A. During the last five (5) years, have you made use of one or more European data sets for your research?

Yes/No

B. If yes, please name the research activity in which these data sets have been used.

Name of data set	Name of research in which this data set has been used
Labour Force Survey(LFS) European Survey on Income and Living Conditions (EU-SILC) European Quality of Life Survey (EQLS) European Working Conditions Survey (EWCS) European Company Survey (ECS) OTHER	

3. A. During the last five (5) years, have you made use of any of the data sets that are included in the InGRID EU Project?

Yes/No

B. If yes, please fill in the following table.

Name of data set (e.g. EUROMOD, IPOLIS, etc.)	Name of research in which this data set has been used

4. Please scale the shortcomings of the data sets that you have used in your research. Note that 0=non-significant and 10= very significant.

Name of data set used	Shortcoming	Significance of shortcoming (0-10)
	Missing variables Missing topics Sampling coverage Adequacy for cross-country comparative analysis Adequacy for cross-region comparative analysis Timing of data publication Length of time series	

5. If you have encountered any other deficiencies by using a specific data set in your research could you:

- A. ...write down the name of the data set?
- B. ...list the deficiencies that you have encountered starting from the most severe one?
- C. ...suggest a concrete approach you think could overcome those deficiencies?

6. Can you summarize your experiences, suggestions and perspectives for the use of data set in your future research?

Data set	Suggestions	Obstacles to be overcome and Perspectives

- 7. Regarding data gaps in (a) poverty and (b) working and living conditions, are there any other remarks/comments/suggestions that you would like to share?
- 8. Regarding the difficult to reach groups (e.g. homeless, refugees, addicts, etc.) do you make use of data sets which are based on administrative data in your research?
- 9. Are there any difficult to reach groups for which there are no data available to support research about them?

10. If yes, please write down your opinion and suggestions.
11. What are the main obstacles that must be overcome in order to create data sets concerning these groups in the Balkan countries?
12. Regarding to the Balkan countries, what are the main obstacles that must be overcome in order to use or create data sets on poverty and living / working conditions in these countries?
13. If you would like to be involved in subsequent discussions based on the findings of this research, please feel free to enter your contact details:

Name
 Institute
 E-Mail address
 Phone number
 Post address (Street name, Postal code, city, Country)

14. Please fill in the following Table by placing an 'x' in the Group that you belong based on your Age and Research Experience.

Age Group (in years)	Group Selection	Research Experience (in years)	Group Selection
26-35		<5	
36-45		6-15	
46-55		>15	
>56			

PLEASE RETURN THE FILLED QUESTIONNAIRE BY EMAIL TO ...

THANK YOU VERY MUCH FOR YOUR PARTICIPATION!

a1.1 The main axes for the in depth interviews

InGRID2 GAP-ANALYSIS OF RESEARCH INFRASTRUCTURES IN GREECE

Axes for questions to the interviewees

Do/did you use European survey data sets in your research (EU-SILC, LFS, etc.)?

Which are the deficiencies and gaps you identify (variables, subjects, validity of analysis concerning the vulnerable groups, ability to conduct comparative analysis, time coverage, etc.)?

Concerning Greece, how do you assess the existing research infrastructures in the fields of work-employment and living conditions - inequalities?

Do you know any InGRID data set (e.g. EUROMOD, IPOLIS)? If YES what do you think for the chances they provide in relation to the analysis of social problems and living conditions in Greece?

Which deficiencies and/or gaps you think is crucial to be overcome in Greece?

Which actions/activities must be undertaken for this purpose from...?

- The state
- The research communities?
- Universities?

InGRID-2

Integrating Research Infrastructure for European expertise on Inclusive Growth from data to policy

Referring to the increasingly challenging EU2020-ambitions of Inclusive Growth, the objectives of the InGRID-2 project are to advance the integration and innovation of distributed social sciences research infrastructures (RI) on ‘poverty, living conditions and social policies’ as well as on ‘working conditions, vulnerability and labour policies’. InGRID-2 will extend transnational on-site and virtual access, organise mutual learning and discussions of innovations, and improve data services and facilities of comparative research. The focus areas are (a) integrated and harmonised data, (b) links between policy and practice, and (c) indicator-building tools.

Lead users are social scientist involved in comparative research to provide new evidence for European policy innovations. Key science actors and their stakeholders are coupled in the consortium to provide expert services to users of comparative research infrastructures by investing in collaborative efforts to better integrate microdata, identify new ways of collecting data, establish and improve harmonised classification tools, extend available policy databases, optimise statistical quality, and set-up micro-simulation environments and indicator-building tools as important means of valorisation. Helping scientists to enhance their expertise from data to policy is the advanced mission of InGRID-2. A new research portal will be the gateway to this European science infrastructure.

This project is supported by the European Union’s Horizon 2020 research and innovation programme under Grant Agreement No 730998.

More detailed information is available on the website: www.inclusivegrowth.eu

Co-ordinator

Monique Ramioul



RESEARCH INSTITUTE FOR
WORK AND SOCIETY

Partners

TÁRKI Social Research Institute Inc. (HU)
Amsterdam Institute for Advanced Labour Studies – AIAS, University of Amsterdam (NL)
Swedish Institute for Social Research - SOFI, Stockholm University (SE)
Economic and Social Statistics Department, Trier University (DE)
Centre for Demographic Studies – CED, University Autònoma of Barcelona (ES)
Luxembourg Institute of Socio-Economic Research – LISER (LU)
Herman Deleeck Centre for Social Policy – CSB, University of Antwerp (BE)
Institute for Social and Economic Research - ISER, University of Essex (UK)
German Institute for Economic Research – DIW (DE)
Centre for Employment and Work Studies – CEET, National Conservatory of Arts and Crafts (FR)
Centre for European Policy Studies – CEPS (BE)
Department of Economics and Management, University of Pisa (IT)
Department of Social Statistics and Demography – SOTON, University of Southampton (UK)
Luxembourg Income Study – LIS, asbl (LU)
School of Social Sciences, University of Manchester (UK)
Central European Labour Studies Institute – CELSI (SK)
Panteion University of Social and Political Sciences (GR)
Central Institute for Labour Protection – CIOP, National Research Institute (PL)

InGRID-2

Integrating Research Infrastructure for
European expertise on Inclusive Growth from
data to policy Contract N° 730998

For further information about the InGRID-2
project, please contact
inclusive.growth@kuleuven.be
www.inclusivegrowth.eu
p/a HIVA – Research Institute
for Work and Society
Parkstraat 47 box 5300
3000 Leuven
Belgium