

Checklist and distribution maps of the blow flies of Venezuela (Diptera, Calliphoridae, Mesembrinellidae)

Yelitza Velásquez¹, Ana Isabel Martínez-Sánchez¹, Arianna Thomas^{1,2}, Santos Rojo¹

1 Department of Environmental Sciences and Natural Resources, University of Alicante, E-03080 Alicante, Spain **2** Laboratory of Biology of Organisms, Center for Ecology, Venezuelan Institute of Scientific Research, P.O. Box 20632, Caracas 1020-A, Venezuela

Corresponding author: Yelitza Velásquez (yelitza.velasquez@gmail.com)

Academic editor: D. Whitmore | Received 26 October 2015 | Accepted 13 December 2016 | Published 13 January 2017

<http://zoobank.org/6E69C80C-6FFB-45A1-B612-0ABCE9CEAE2E9>

Citation: Velásquez Y, Martínez-Sánchez A, Thomas A, Rojo S (2017) Checklist and distribution maps of the blow flies of Venezuela (Diptera, Calliphoridae, Mesembrinellidae). ZooKeys 645: 103–132. <https://doi.org/10.3897/zookeys.645.6972>

Abstract

A checklist of the 39 species of blow flies (Calliphoridae and Mesembrinellidae) so far known to occur in Venezuela is provided, based on a thorough literature review and the examination of ca. 500 specimens deposited in the main entomological collections of the country. Data from the literature and museum collections were used to generate distribution maps for 37 species. Three species are recorded from Venezuela for the first time: *Chrysomya putoria* (Wiedemann, 1830), *Mesembrinella spicata* Aldrich, 1925 and *Mesembrinella umbrosa* Aldrich, 1922.

Keywords

Calliphorids, diversity, Neotropical Region, South America

Introduction

Blow flies (also known as bluebottles, greenbottles, cluster flies and generically referred to as carrion flies) is the vernacular name traditionally used for the para/polyphyletic family Calliphoridae *sensu lato*. Historically, the taxonomic composition and phylogenetic relationships within this group of flies, belonging to the superfamily Oestroidea,

have been controversial. During the last two decades, a division of Calliphoridae into 14 subfamilies has been widely accepted (Rognes 1997, Norris 1999, Kutty et al. 2010), even though some of these subfamilies are considered by many authors as independent families. This is the case of Mesembrinellidae (Kutty et al. 2010, Singh and Wells 2013, Marinho et al. 2016) and Rhiniidae (Kutty et al. 2010, Pape et al. 2011, Marinho et al. 2016), two taxa now widely ranked at the family level. However, not all studies support the same family/subfamily ranks, and Polleniinae have been recently proposed as a family based on their phylogenetic position as sister group of Tachinidae (Singh and Wells 2013). Another group, Bengaliinae, has also been suggested as an independent family (Lehrer 2003), but further studies are required to support this controversial proposal and it currently remains widely accepted as a subfamily closely related to Auchmeromyiinae (Rognes 2005, Marinho et al. 2012). In this paper, we use the common name of blow flies to designate the traditional, non-monophyletic concept of Calliphoridae *s. l.*, whereas the term Calliphoridae is used to refer to a less inclusive taxon not containing Mesembrinellidae and Rhiniidae, which are nowadays generally accepted as separate families.

A single species of Rhiniidae, *Stomorbina lunata* (Fabricius, 1805), is present in the New World where it is found only on the island of Bermuda (Rognes 1991). Mesembrinellidae are a relatively small family of Neotropical blow flies occurring from southern Mexico to northern Argentina (Peris and Mariluis 1984). Three subfamilies of Mesembrinellidae have been proposed (Guimarães 1977) and are widely accepted: Souzalopesiellinae and Laneellinae with a brown, non-metallic abdomen, and Mesembrinellinae with a metallic abdomen (Vargas and Wood 2012, Marinho et al. 2016). On the other hand, six subfamilies of Calliphoridae occur in the Neotropics: Calliphorinae, Chrysomyinae, Luciliinae, Melanomyiinae, Polleniinae, and Toxotarsinae (Rognes 1991, 1997, Whitworth 2010).

Blow flies include more than 150 genera and approximately 1500 species worldwide (Rognes 1991, Pape et al. 2011). The adults of some species can impact human health, acting as vectors of pathogens by searching for and settling on feces, fresh and cooked meat, dairy products and wounds (Rognes 1991). The larvae of other species, e.g. *Cochliomyia hominivorax* (Coquerel, 1858), produce myiasis, invading and feeding on the tissues of live vertebrates, including humans (Zumt 1965, Guimarães and Papavero 1999, Stevens et al. 2006). There are also blood-sucking species ectoparasitic on birds or mammals, e.g., *Protocalliphora* Hough, 1899 on nestling birds and *Auchmeromyia* Brauer & Bergenstamm, 1891 on humans (Rognes 1991). Blow flies are significant in forensic medicine because they are among the first insects to colonize animal remains (Smith 1986). Some species have been suggested as an effective tool for assessment of vertebrate biodiversity, representing an indirect source of DNA from the vertebrate carcasses on which they have fed (Calvignac-Spencer et al. 2013). They are also considered potential environmental indicators in tropical areas since many species, e.g., *Mesembrinella bellardiana* Aldrich, 1922, are non-synanthropic and therefore strongly related to natural habitats (Gadelha et al. 2009).

Many authors have contributed to reviewing the taxonomy of Neotropical Calliphoridae *sensu lato* (i.e., Shannon 1926, Aubertin 1933, Hall 1948, Mello 1961, 1962, 1967, James 1970, Guimarães 1977, Dear 1979, 1985, Mariluis and Peris 1984, Peris and Mariluis 1984, Peris 1990, 1992, Mariluis et al. 1994a, 1994b, Mello 1996, Peris et al. 1998, Mello 2003, Peris and González-Mora 2005). In more recent taxonomic studies from the region, Vargas and Wood (2012) provided a comprehensive review and key to Central American genera; Whitworth (2010) studied the species present in the West Indies, providing keys and reviewing some species, as well as describing a new one; the same author carried out a complete revision of the six species of *Calliphora* Robineau-Desvoidy, 1830 from the Neotropical Region (Whitworth 2012) and a revision of 23 species of the genus *Lucilia* Robineau-Desvoidy, 1830 found in the Neotropics, where he provided an identification key and described six new species (Whitworth 2014). The recent revisions of some genera of Mesembrinellidae, including descriptions of new species (Wolff et al. 2012, Wolff 2013, Wolff et al. 2013, 2014) and the first phylogenetic study of this family (Marinho et al. 2016), have been significant. There are also a list of valid blow fly names from the Americas south of Mexico provided by Kosmann et al. (2013) and a catalogue of Calliphoridae and Mesembrinellidae of Colombia (Wolff and Kosmann 2016).

Furthermore, lists of species, identification keys and ecological studies can be found for Nicaragua (Maes et al. 1994), Panama (Bermudez 2007), Colombia (Pape et al. 2004, Amat et al. 2008, Amat 2009), Brazil (Carvalho and Ribeiro 2000), Peru (Baumgartner and Greenberg 1983, 1984, 1985) and Argentina (Mariluis 1981, 1983, 2002, Mariluis and Mulieri 2003). Background information regarding blow flies in Venezuela is more limited. A first list of Venezuelan blow flies was published by Cova (1964). Other studies have focused on a few species that can cause myiasis (Moissant et al. 2004a, 2004b, Coronado and Kowalski 2009, Pulgar et al. 2009) and on forensically important species (Liria 2006, Magaña et al. 2006, Velásquez 2008, Vásquez and Liria 2012, Capote et al. 2014, Nuñez and Liria 2014).

In this paper, for the first time, a checklist is presented of valid species names of Calliphoridae and Mesembrinellidae so far known to occur in Venezuela, as well as distribution maps of each species in the country.

Materials and methods

The checklist is based on the examination of adult blow flies deposited in Venezuela's main entomological collections, combined with our own data and a detailed bibliographic review. We examined specimens housed in the following museums and institutions:

BMNH The Natural History Museum, London, United Kingdom.

CEUA Colección Entomológica de la Universidad de Alicante, Alicante, Spain.

- IVIC** Colecciones Biológicas del Instituto Venezolano de Investigaciones Científicas, Caracas, Venezuela.
- MIZA** Museo del Instituto de Zoología Agrícola Francisco Fernández Yépez, Universidad Central de Venezuela, Maracay, Venezuela.
- MJMO** Museo Entomológico “Dr. José Manuel Osorio”, Universidad Centroccidental Lisandro Alvarado, Barquisimeto, Venezuela.

Some of the specimens deposited in CEUA and IVIC were collected by the authors using Wind Oriented Traps (WOT) baited with fish and pig liver (see Vogt et al. 1985). The classification used in the checklist follows Rognes (1986, 1991, 1997) and Marinho et al. (2016). The material examined was identified on the basis of specific keys for each subfamily of Calliphoridae, i.e. Mariluis and Peris (1984) and Whitworth (2012) for Calliphorinae; Mariluis and Peris (1984), Mariluis et al. (1994b), Rognes (1994) and Whitworth (2010, 2014) for Luciliinae; Dear (1985), González-Mora et al. (1998), Mariluis et al. (1994a), Rognes and Paterson (2005), Whitworth (2010) and Grella et al. (2015) for Chrysomyinae, and Dear (1979) for Toxotarsinae. In the case of Mesembrinellidae the keys of Guimarães (1977), Bonatto and Marinoni (2005) and Wolff et al. (2014) were used. The dissection and study of male terminalia were carried out following Whitworth (2006, 2010). The identity of all specimens was confirmed by Dr Terry Whitworth from Washington State University (USA).

Localities of occurrence of both the examined material and records taken from the literature were georeferenced using Google Earth (v7.1.5.1557). Distribution maps were created with ArcView GIS 10.2 (Environmental Systems Research Institute, Inc., USA). Each point plotted on the maps represents a locality of occurrence. Distributions of species do not follow any alphabetic or taxonomic criterion but are instead represented in such a way as to avoid, as far as possible, the overlapping of dots.

Results

Table 1 lists a total of 39 species of blow flies for Venezuela, of which 25 are Calliphoridae and 14 Mesembrinellidae. We examined a total of 498 specimens, the subfamily Chrysomyinae being the most abundant (302), followed by the Luciliinae (166). From the material examined we identified 26 species, including one Calliphoridae and two Mesembrinellidae newly recorded for the country: *Chrysomya putoria* (Wiedemann, 1830), *Mesembrinella spicata* Aldrich, 1925 and *Mesembrinella umbrosa* Aldrich, 1922.

Doubtful records found in the literature were excluded from the list when there was no indication of how the species were identified or when the accuracy of the identifications was uncertain. Distribution maps showing the records obtained from the material examined and the literature are provided for 37 species (Figs 1–14). *Eumesembrinella randa* (Walker, 1849) and *Lucilia sericata* (Meigen, 1826) were cited for Venezuela by Peris and Mariluis (1984), Mariluis et al. (1994b), Kosmann et al. (2013) and Wolff and Kosmann (2016), but no locality information was provided.

Table 1. Checklist of the blow flies of Venezuela, including reviewed references and the depositories of examined specimens.

Species	References	Material examined
FAMILY CALLIPHORIDAE		
Subfamily CALLIPHORINAE		
<i>Calliphora nigribasis</i> Macquart, 1851	Cova (1964), Whitworth (2012), Kosmann et al. (2013), Wolff and Kosmann (2016)	MIZA
Subfamily CHRYSOMYINAE		
<i>Chloroprocta idioidea</i> (Robineau-Desvoidy, 1830)	Hall (1948), Cova (1964), Dear (1985), Kosmann et al. (2013), Wolff and Kosmann (2016)	BMNH
<i>Chrysomya albiceps</i> (Wiedemann, 1819)	Baumgartner (1988), Kosmann et al. (2013), Wolff and Kosmann (2016)	CEUA, IVIC, MJMO, MIZA
<i>Chrysomya megacephala</i> (Fabricius, 1794)	Baumgartner (1988)	CEUA, IVIC, MJMO
<i>Chrysomya putoria</i> (Wiedemann, 1830)	New record	MJMO
<i>Cochliomyia hominivorax</i> (Coquerel, 1858)	Moissant et al. (2004a, 2004b), Coronado and Kowalski (2009), Pulgar (2009)	MJMO
<i>Cochliomyia macellaria</i> (Fabricius, 1775)	Cova (1964), Dear (1985), Kosmann et al. (2013), Wolff and Kosmann (2016)	CEUA, IVIC, MIZA, MJMO
<i>Comptosyiops fulvicrura</i> (Robineau-Desvoidy, 1830)	Hall (1948), Cova (1964)	-
<i>Comptosyiops verena</i> (Walker, 1849)	Dear (1985), Kosmann et al. (2013), Wolff and Kosmann (2016)	MIZA
<i>Hemilucilia benoisti</i> Séguy, 1925a	Shannon (1926), Dear (1985), Peris and Mariluis (1989), Kosmann et al. (2013), Wolff and Kosmann (2016)	-
<i>Hemilucilia segmentaria</i> (Fabricius, 1805)	Shannon (1926), Hall (1948), Cova (1964), Peris and Mariluis (1989)	CEUA, IVIC, MIZA, MJMO
<i>Hemilucilia semidiaphana</i> (Rondani, 1850)	Dear (1985), Cova (1964), Peris and Mariluis (1989), Kosmann et al. (2013), Wolff and Kosmann (2016)	CEUA, IVIC, MIZA
<i>Paralucilia fulvinota</i> (Bigot, 1877)	Aldrich (1925), Shannon (1926), Dear (1985), Mariluis et al. (1994a), Kosmann et al. (2013), Wolff and Kosmann (2016)	MIZA

Species	References	Material examined
<i>Paralucilia paraensis</i> (Mello, 1969)	Dear (1985), Mariluis et al. (1994a), Kosmann et al. (2013), Wolff and Kosmann (2016)	-
Subfamily LUCILIINAE		
<i>Blepharicnema splendens</i> Macquart, 1843	Cova (1964), Mariluis and Peris (1984), Amat and Wolff (2007), Kosmann et al. (2013), Wolff and Kosmann (2016)	MIZA, MJMO
<i>Lucilia albofusca</i> Whitworth, 2014	Whitworth (2014)	-
<i>Lucilia cluvia</i> (Walker, 1849)	Mariluis et al. (1994b)	-
<i>Lucilia cuprina</i> (Wiedemann, 1830)	Cova (1964), Kosmann et al. (2013), Wolff and Kosmann (2016)	CEUA, IVIC, MIZA, MJMO
<i>Lucilia eximia</i> (Wiedemann, 1819)	Cova (1964), Mariluis et al. (1994b), Kosmann et al. (2013), Whitworth, (2014), Wolff and Kosmann (2016)	IVIC, MIZA, MJMO
<i>Lucilia nitida</i> Whitworth, 2014	Whitworth (2014)	CEUA
<i>Lucilia purpurascens</i> (Walker, 1836)	Cova (1964), Mariluis et al. (1994b), Kosmann et al. (2013), Whitworth (2014), Wolff and Kosmann (2016)	CEUA, MIZA, MJMO, IVIC
<i>Lucilia rognesi</i> Whitworth, 2014	Whitworth (2014)	CEUA
<i>Lucilia sericata</i> (Meigen, 1826)	Mariluis et al. (1994b), Kosmann et al. (2013), Wolff and Kosmann (2016)	-
<i>Lucilia vulgata</i> Whitworth, 2014	Whitworth (2014)	-
Subfamily TOXOTARSINAE		
<i>Sarconesia roaima</i> (Townsend, 1935)	Dear (1979), Mariluis and Peris (1984), Wolff and Kosmann (2016)	MIZA
FAMILY MESEMBRINELLIDAE		
<i>Eumesebrinella benoisti</i> (Séguy, 1925b)	Guimarães (1977), Kosmann et al. (2013), Wolff and Kosmann (2016)	MIZA
<i>Eumesebrinella quadrilineata</i> (Fabricius, 1805)	Aldrich (1922), Guimarães (1977), Peris and Mariluis (1984), Kosmann et al. (2013), Wolff and Kosmann (2016)	-
<i>Eumesebrinella randa</i> (Walker, 1849)	Peris and Mariluis (1984), Kosmann et al. (2013), Wolff and Kosmann (2016)	-
<i>Giovanella bolivar</i> Bonatto, 2005	Bonatto and Marinoni (2005), Kosmann et al. (2013)	-
<i>Huascaromusca decrepita</i> (Séguy, 1925b)	Kosmann et al. (2013), Wolff and Kosmann (2016)	CEUA, MIZA, MJMO
<i>Huascaromusca lara</i> Bonatto, 2005	Bonatto and Marinoni (2005), Kosmann et al. (2013)	IVIC, MIZA

Species	References	Material examined
<i>Huascaromusca vogelsangi</i> Mello, 1967	Guimarães (1977), Kosmann et al. (2013), Wolff and Kosmann (2016)	-
<i>Mesembrinella bellardiana</i> Aldrich, 1922	Peris and Mariluis (1984), Kosmann et al. (2013), Wolff and Kosmann (2016)	-
<i>Mesembrinella bicolor</i> (Fabricius, 1805)	Aldrich (1922), Guimarães (1977), Peris and Mariluis (1984)	MIZA, MJMO
<i>Mesembrinella spicata</i> Aldrich, 1925	New record	MJMO
<i>Mesembrinella umbrosa</i> Aldrich, 1922	New record	MJMO
<i>Mesembrinella xanthorrhina</i> (Bigot, 1887)	Hall (1948), Cova (1964)	-
<i>Souzalopesiella facialis</i> (Aldrich, 1922)	Guimarães (1977), Kosmann et al. (2013), Wolff and Kosmann (2016)	CEUA, MJMO
<i>Thompsoniella anomala</i> Guimarães, 1977	Guimarães (1977), Kosmann et al. (2013)	CEUA

Material examined

Family Calliphoridae

Subfamily Calliphorinae

Calliphora nigribasis Macquart, 1851 (Fig. 1)

Material examined (1 male): **Táchira State:** Betania, 2325m, 7.VIII.1972, J.B. Terán J. Salcedo leg. (MIZA).

Subfamily Chrysomyinae

Chloroprocta idioidea (Robineau-Desvoidy, 1830) (Fig. 3)

Material examined (1 male, 1 female): **Aragua State:** Maracay, 29.VIII.1943, [no collector] (BMNH).

Chrysomya albiceps (Wiedemann, 1819) (Fig. 9)

Material examined (38 males, 78 females): **Aragua State:** 2 males, Parque Nacional Henri Pittier, Portachuelo, 1152m, 26.I.2007, A. Martínez-Sánchez leg. (CEUA); 21 males, 57 females, Maracay, Universidad Central de Venezuela campus, 10°16'24.83"N, 67°35'37.05"W, approx. 400m, on dead chicken, various dates: 1 male, 10 females, 17.VII.2012; 1 male, 4 females, 18.VII.2012; 1 male, 1 female, 19.VII.2012; 1 male, 5 fe-

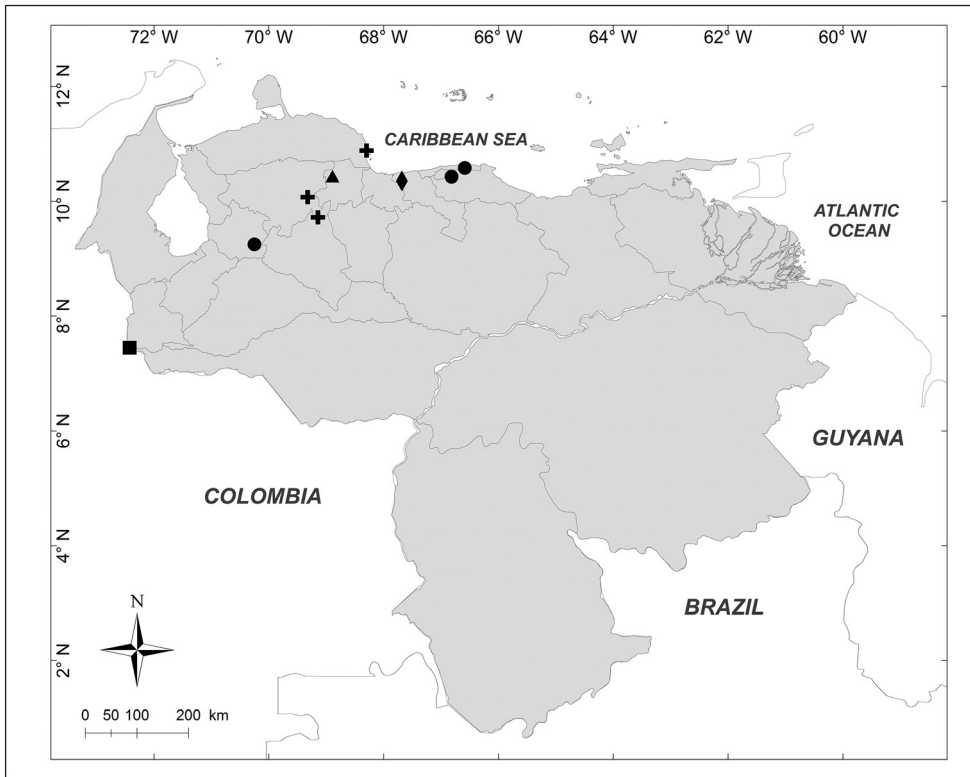


Figure 1. Known distributions of ■ *Calliphora nigribasis* Macquart, + *Cochliomyia hominivorax* (Cokerell), ● *Comptosyiops verena* (Walker), ▲ *Paralucilia fulvinota* (Bigot) and ◆ *Lucilia rognesi* Whitworth in Venezuela.

males, 20.VII.2012; 5 males, 36 females, 23.VII.2012; 12 males, 1 female, 27.VII.2012; all A. Thomas leg. (IVIC); 8 females, Maracay, Universidad Central de Venezuela campus, 24.I.2007, A. Martínez-Sánchez leg. (CEUA). **Lara State:** 5 males, 3 females, El Cercado, 500m, 25.VII.2002, from larva in dead common opossum, E. Arcaya leg. (MJMO); 9 males, Tarabana, 500m, XII.1989, A. Chávez leg. (MJMO). **Miranda State:** 1 male, 4 females, Altos de Pipe, Instituto Venezolano de Investigaciones Científicas, 10°24'5"N, 66°58'37"W, 1600m, 29.VII–2.VIII.2010, on dead rat, A. Thomas leg. (IVIC); 5 females, Macaracuay, Residencia Los Cien, 10°27'43.47"N, 66°48'34.71"W, 900m, on mango, 4.IX.2012, A. Thomas leg. (IVIC). **Trujillo State:** 1 female, La Cira, nr Betijoque, 500m, 4–9.XII.1996, J. Clavijo, J. de Marmels, J.L. García, A. Chacón leg. (MIZA).

Chrysomya megacephala (Fabricius, 1794) (Fig. 10)

Material examined (60 males, 162 females): **Aragua State:** 1 female, Parque Nacional Henri Pittier, Portachuelo, 1152m, 26.I.2007, A. Martínez-Sánchez leg. (CEUA); 3

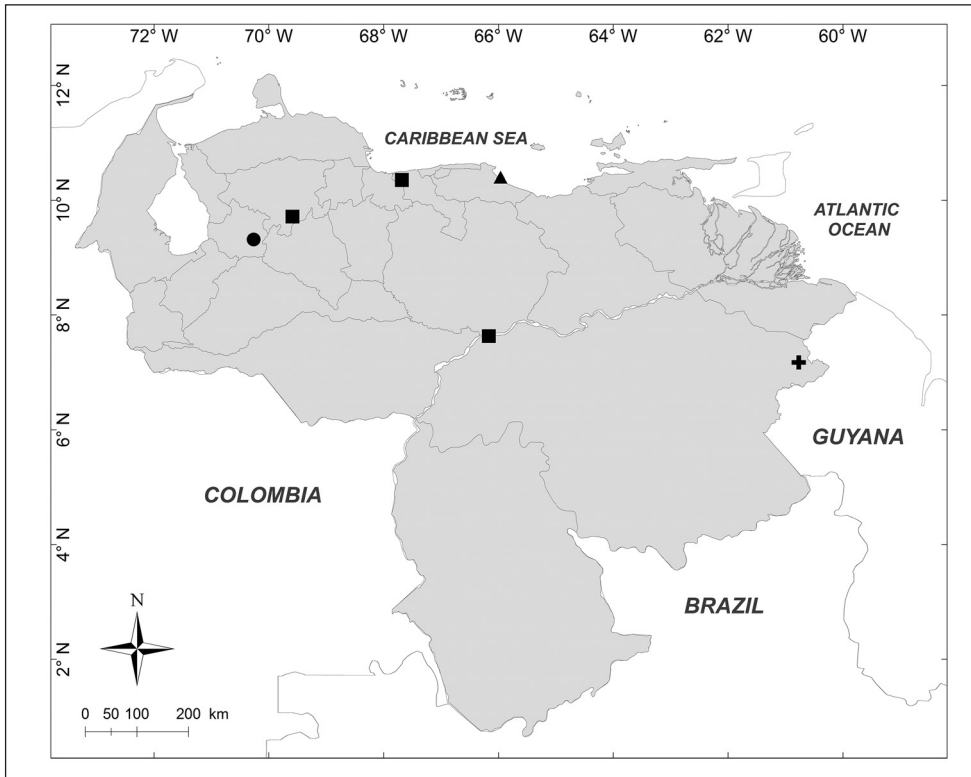


Figure 2. Known distributions of ■ *Mesembrinella bicolor* (Fabricius), ● *Mesembrinella umbrosa* Aldrich, + *Eumesebrinella benoisti* (Séguy) and ▲ *Thompsoniella anomala* Guimarães in Venezuela.

females, Maracay, Universidad Central de Venezuela campus, 7.IX.2006, from larva in chicken, students leg. (IVIC); 48 males, 138 females, Maracay, Universidad Central de Venezuela campus, 10°16'24.83"N, 67°35'37.05"W, approx. 400m, on dead chicken, various dates: 15 males, 81 females, 17.VII.2012; 4 males, 11 females, 18.VII.2012; 4 males, 13 females, 19.VII.2012; 4 males, 13 females, 23.VII.2012; 21 males, 20 females, 27.VII.2012; all A. Thomas leg. (IVIC); 1 male, 10 females, Maracay, Universidad Central de Venezuela campus, 24.I.2007, A. Martínez-Sánchez leg. (CEUA). **Lara State:** 1 male, 1 female, Barquisimeto, Museo Entomológico "Dr. José Manuel Osorio", 564m, VI.1989, on trunk of *Acacia* plagued by scale insect, [no collector] (MJMO); 2 males, 2 females, Tarabana, 500m, VI.1989, Acht leg. (MJMO); 1 female, 21.XII.1993–10.I.1994, Malaise trap [no collector] (MJMO). **Miranda State:** 1 male, Caucagua, 74m, 18–20.VII.2000, E. Carrasquero leg. (MJMO); 1 male, 1 female, Altos de Pipe, Instituto Venezolano de Investigaciones Científicas, 10°24'5"N, 66°58'37"W, 1600m, 29.VII–2.VIII.2010, on dead rat, A. Thomas leg. (IVIC); 6 males, 5 females, Macaracuay, Residencia Los Cien, 10°27'43.47"N, 66°48'34.71"W, 900m, 4.IX.2012, on mango, A. Thomas leg. (IVIC).

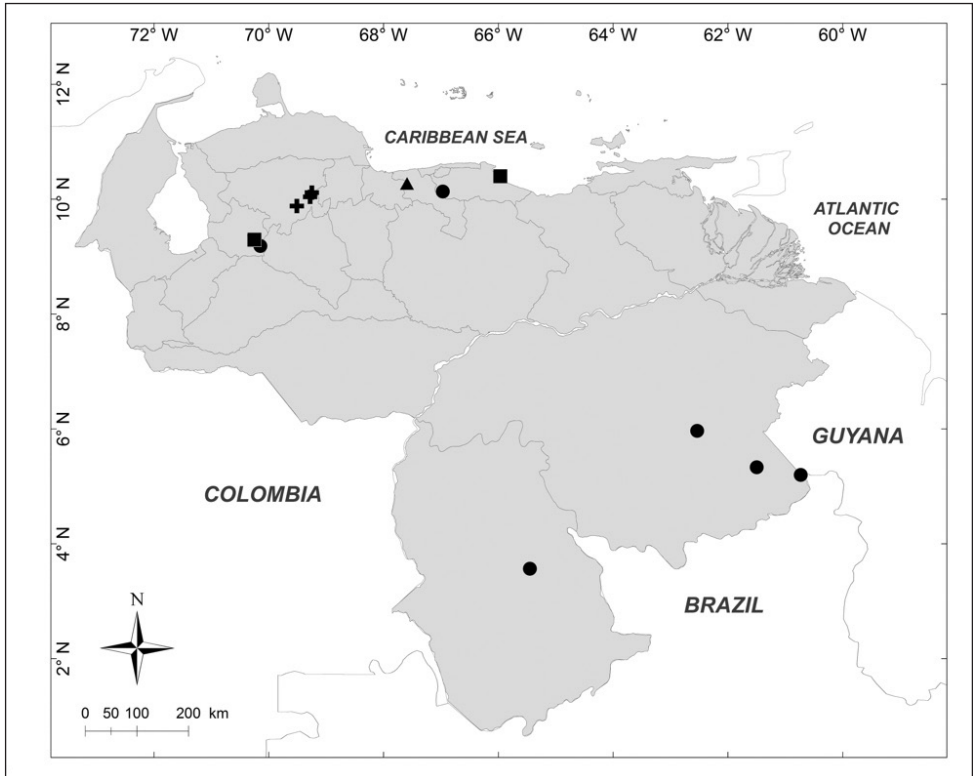


Figure 3. Known distributions of + *Chrysomya putoria* (Wiedemann), ■ *Souzalopesiella facialis* (Aldrich), ● *Sarconesia roraima* (Townsend) and ▲ *Chloroprocta idioidea* (Robineau-Desvoidy) in Venezuela.

Chrysomya putoria (Wiedemann, 1830) (Fig. 3)

Material examined (2 males, 3 females): **Lara State:** 1 female, El Cercado, 500m 17.XII.1996, E. Arcaya leg. (MJMO); 1 male, San Miguel, 680m, 17.VI.1993, H. Chávez, R. Hernández leg. (MJMO); 1 male, 2 females, Tarabana, XII.1989, A. Chavez leg. (MJMO).

Cochliomyia hominivorax (Coquerel, 1858) (Fig. 1)

Material examined (2 males, 2 females): **Falcón State:** 1 female, Parque Nacional Morrocoy, 20.III–IV.1999, H. Chávez leg. (MJMO). **Lara State:** 1 male, Barquisimeto, 564m, VI.1980, myiasis in *Canis familiaris*, C. Zambrano leg. (MJMO); 1 male, 1 female, Sanare, El Torrellero, 268m, 20.IV.1982, Malaise trap, [no collector] (MJMO).

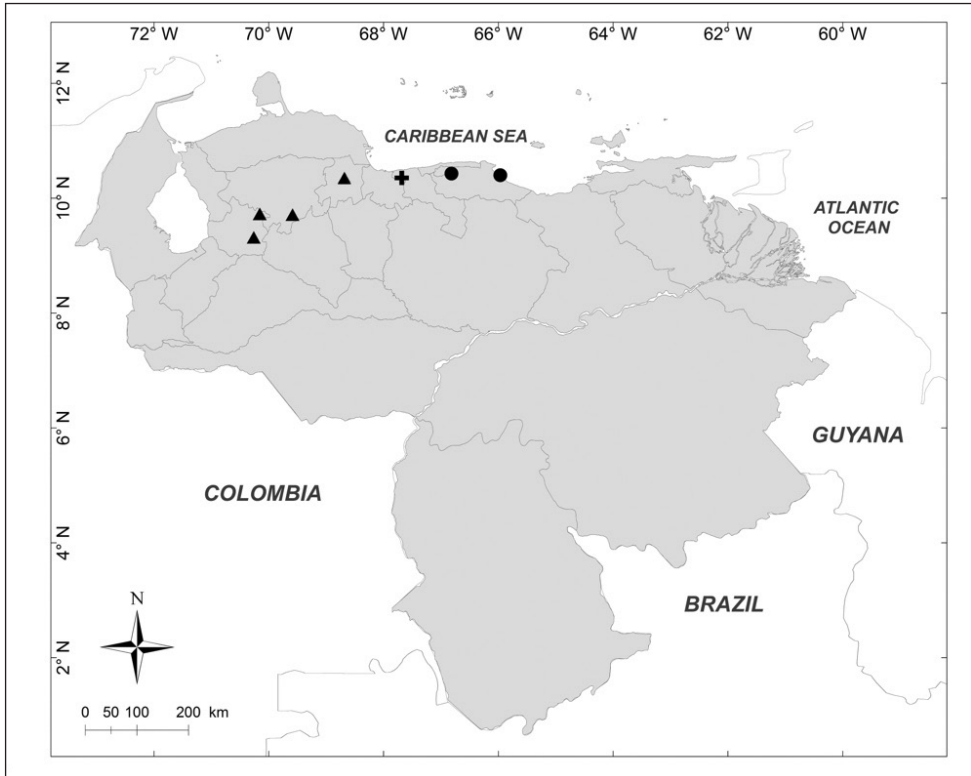


Figure 4. Known distributions of ▲ *Huascaromusca decrepita* (Séguy), ● *Huascaromusca lara* Bonatto, + *Lucilia nitida* Whitworth and ■ *Mesembrinella bellardiana* Aldrich in Venezuela.

Cochliomyia macellaria (Fabricius, 1775) (Fig. 8)

Material examined (3 males, 6 females): **Aragua State:** 1 male, El Limón, 450m, 22.II.1973, J.C. Marín leg. (MIZA); 1 female, Parque Nacional Henri Pittier, Portachuelo, 1152m, 26.I.2007, A. Martínez-Sánchez leg. (CEUA); 1 female, Maracay, Universidad Central de Venezuela campus, 7.IX.2006, students leg. (IVIC); 1 male, Villa del Cura, Estación Experimental Cataurito, 1000m, 9.IV.1981, J.L. García leg. (MIZA). **Carabobo State:** 1 female, Mariara, 12.VII.1979, F. Alarcón leg. (MIZA). **Falcón State:** 1 female, Cabure, 7.VI.1980, light trap, R. Casales, E. Zambrano leg. (MIZA). **Guárico State:** 1 female, Distrito Rivas, Carretera El Palmar km 133, La Smith, 4.VIII.1980, J. Valdivieso leg. (MIZA). **Lara State:** 1 female, Sanare, El Torrellero, 268m, 20.IV.1980, Malaise trap, [no collector] (MJMO). **Miranda State:** 1 male, Distrito Federal, El Valle, 10.XI.1949, on trunk of Bucare, F. Fernández Yépez leg. (MIZA).

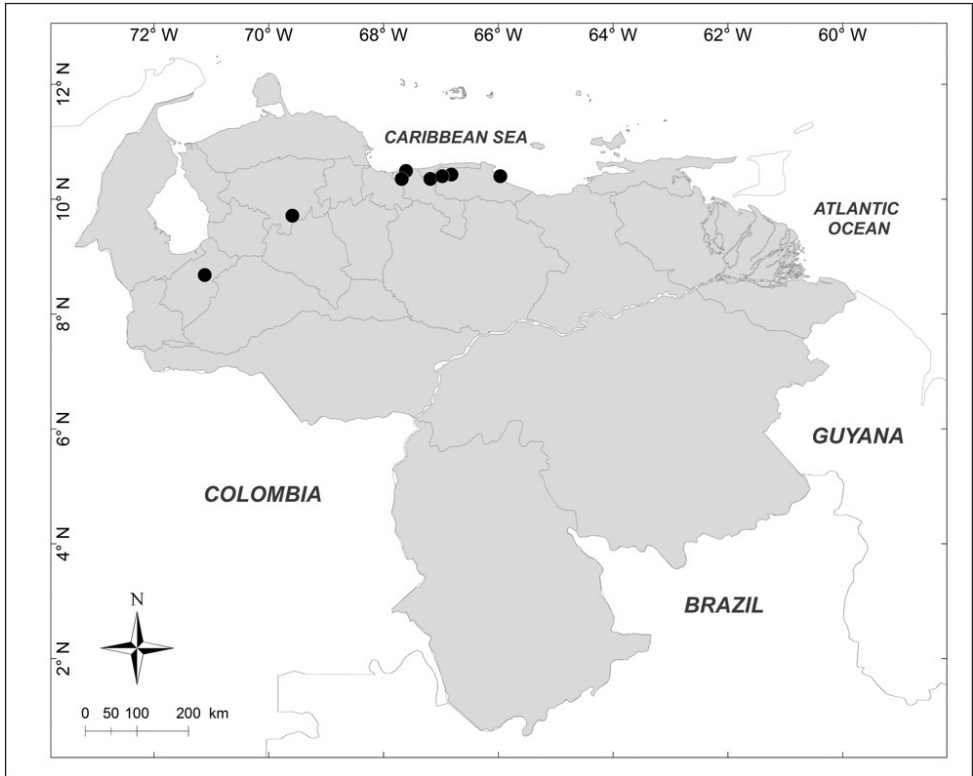


Figure 5. Known distributions of ● *Lucilia purpurascens* (Walker) in Venezuela.

***Compsomyiops verena* (Walker, 1849)** (Fig. 1)

Material examined (1 male, 2 females): **Miranda State:** 1 female, Distrito Federal, Serranía El Avila, Los Castillitos, 1300m, 24.III.1950, F. Fernández Yépez leg. (MIZA); 1 female, El Hatillo, Las Marías, 1350m, 5.II.1976, F. Kaletta leg. (MIZA). **Trujillo State:** 1 male, Carretera Boconó, La Negrita, 1850m, 29.X.1976, J. Salcedo & J. Clavijo leg. (MIZA).

***Hemilucilia segmentaria* (Fabricius, 1805)** (Fig. 12)

Material examined (2 males, 3 females): **Aragua State:** 1 female, Parque Nacional Henri Pittier, Rancho Grande, 1183m, 25.I.2007, A. Martínez-Sánchez leg. (CEUA). **Miranda State:** 1 male, Altos de Pipe, Instituto Venezolano de Investigaciones Científicas, 10°24'5"N, 66°58'37"W, 1600m, 7.II.2012, A. Thomas leg. (IVIC). **Trujillo State:** 1 male, 1 female, La Gira, nr Betijoque, 500m, 4–9.XII.1996, J. Clavijo, J. de Marmels, J.L. García, A. Chacón leg. (MIZA). **Yaracuy State:** 1 female, Cocorote, Sector El Candelo, 1650m, 17–20.X.2001, interception trap, R. Briceño, A. Chacón, J. Clavijo, F. Díaz, R. Paz, E. Arcaya, L. Joly leg. (MJMO).

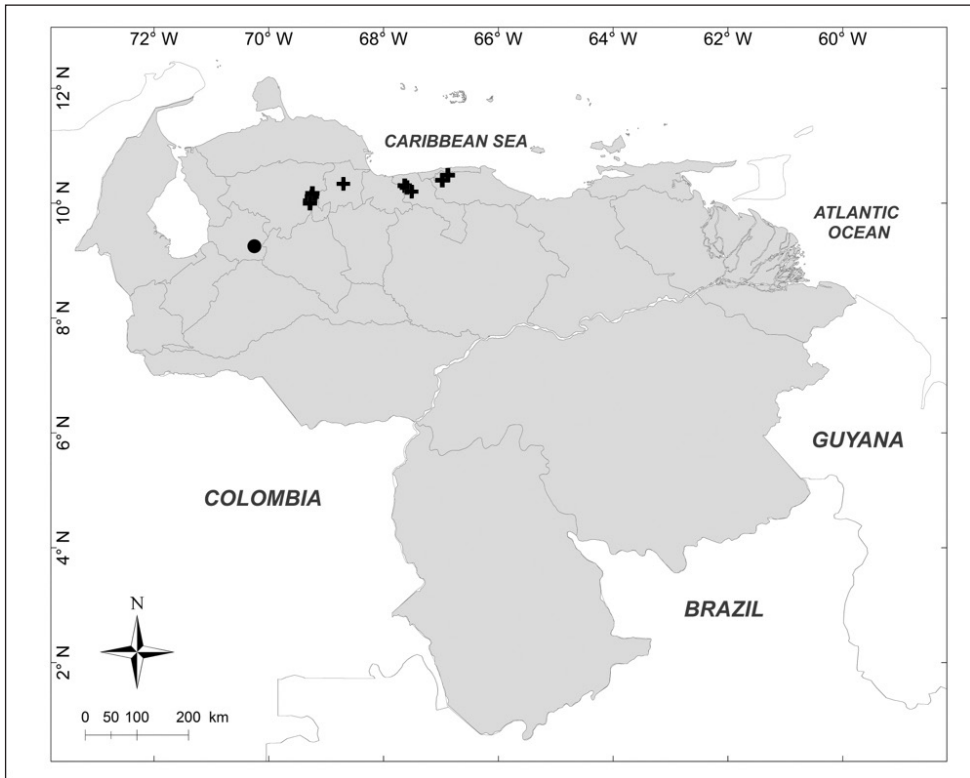


Figure 6. Known distributions of + *Lucilia eximia* (Wiedemann) and ● *Mesembrinella spicata* Aldrich in Venezuela.

***Hemilucilia semidiaphana* (Rondani, 1850) (Fig. 11)**

Material examined (5 males, 48 females): **Aragua State:** 4 males, 7 females, Parque Nacional Henri Pittier, Portachuelo, 1152m, 26.I.2007, A. Martínez-Sánchez leg. (CEUA); 13 females, Parque Nacional Henri Pittier, Rancho Grande, 1183m, 24–25.I.2007, WOT, A. Martínez-Sánchez leg. (CEUA); 19 females, 1183m, 25.I.2007, WOT, A. Martínez-Sánchez leg. (CEUA); 1 female, 1100m, 17.V.1973, J. Salcedo, J. Clavijo leg. (MIZA). **Miranda State:** 1 male, Guatopo (Agua Blanca), 8.X.1980, F. Fernández Yépez, A. Chacón leg. (MIZA); 1 female, San Antonio de los Altos, Instituto Venezolano de Investigaciones Científicas, 1680m, IV.2003, Y. Velásquez leg. (IVIC); 7 females, Altos de Pipe, Instituto Venezolano de Investigaciones Científicas, 10°24'5"N 66°58'37"W, 1600m, 7.II.2012, A. Thomas leg. (IVIC).

***Paralucilia fulvinota* (Bigot, 1877) (Fig. 1)**

Material examined (1 male): **Yaracuy State:** Aroa, 12.VIII.1975, E. Dietz leg. (MIZA).

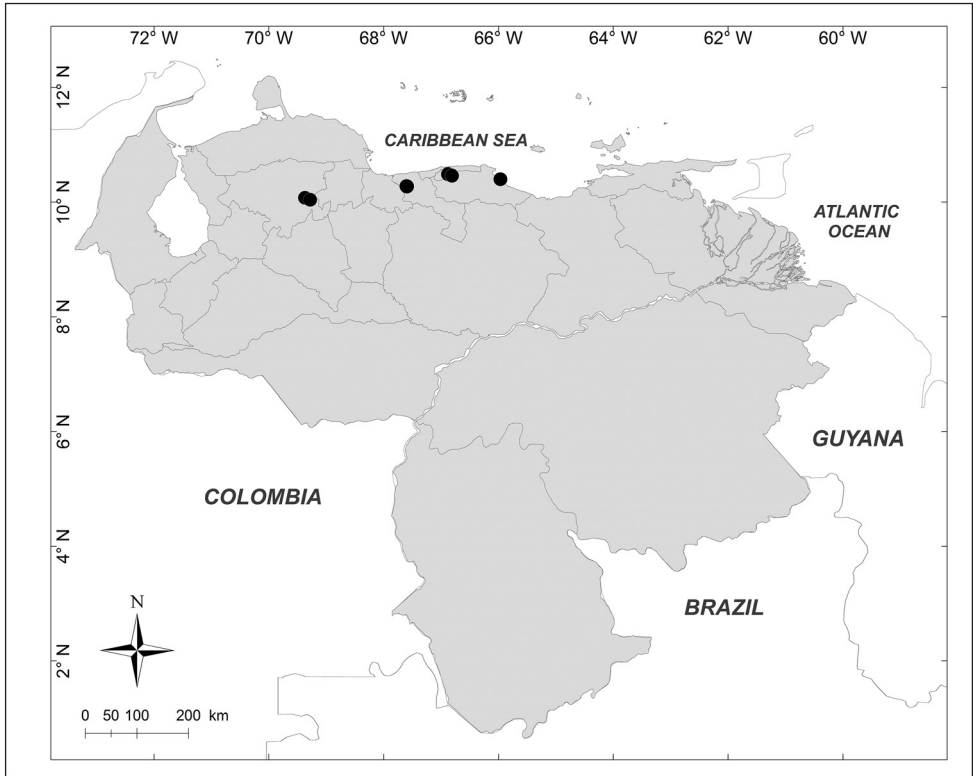


Figure 7. Known distributions of ● *Lucilia cuprina* (Wiedemann), ■ *Paralucilia paraensis* (Mello) and ▲ *Lucilia chuvia* (Walker) in Venezuela.

Subfamily Luciliinae

Blepharicnema splendens Macquart, 1843 (Fig. 11)

Material examined (4 males, 3 females): **Aragua State:** 1 female, Choróní, 1600m, 4.XI.1971, C.J. Rosales leg. (MIZA). **Lara State:** 2 males, Parque Nacional Yacambú, 15.X.1982, F. Gutiérrez, F. Martínez leg. (MIZA); 2 males, Piedra del Tigre, 1300m, 19.XI.2002, F. Díaz, F. Sosa, N. Valera leg. (MJMO). **Táchira State:** 1 female, Betania, on the route to the Páramo El Tamá, 2425m, 16–20.III.1983, “Excursión Instituto de Zoología Agrícola” leg. (MIZA). **Trujillo State:** 1 female, Parque Nacional Guaramacal, 1480m, 11–16.VI.2002, yellow pan trap, R. Briceño, J. Clavijo, R. Paz, F. Díaz, L. Joly, A. Chacón leg. (MJMO).

Lucilia cuprina (Wiedemann, 1830) (Fig. 7)

Material examined (5 males, 11 females): **Aragua State:** 1 male, 4 females, Maracay, Universidad Central de Venezuela campus, 10°16'24.83"N, 67°35'37.05"W, approx.

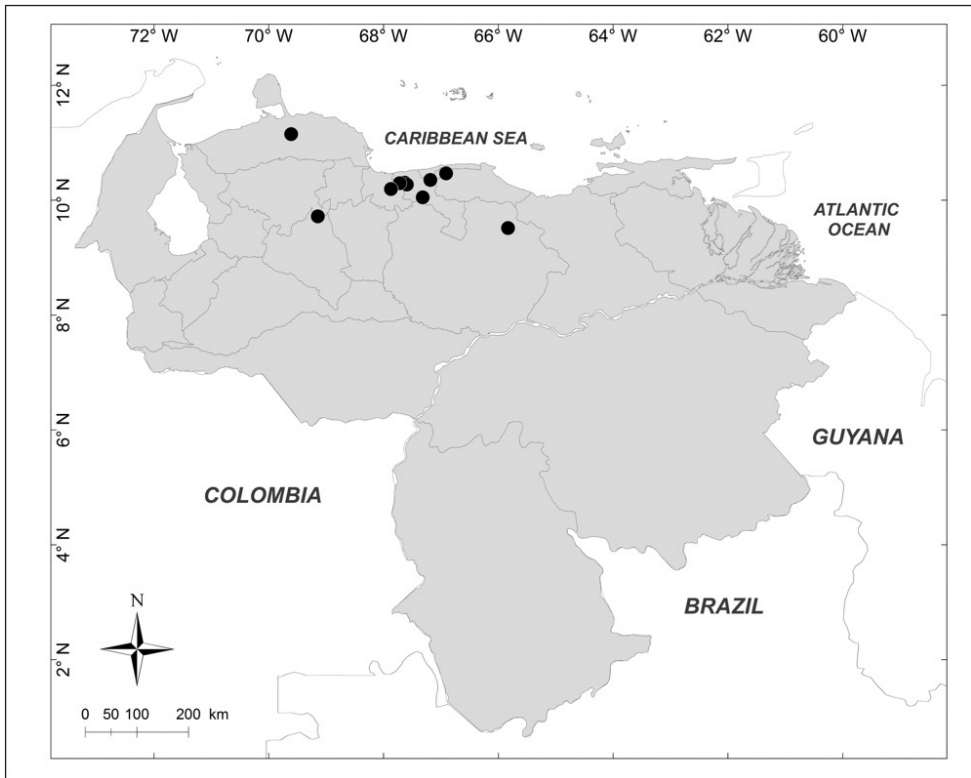


Figure 8. Known distribution of ● *Cochliomyia macellaria* (Fabricius) in Venezuela.

400m, on dead chicken, various dates: 1 male, 2 females, 17.VII.2012; 2 females, 17–26.VII.2012; all A. Thomas leg. (IVIC). **Lara State:** 3 females, Los Crespúsculos, 500m, 16.VII.1999, J. Nieto leg. (MJMO); 1 female, Tarabana, 500m, V.1990, myiasis on *Canis familiaris*, C. Zambrano leg. (MJMO). **Miranda State:** 1 female, Distrito Federal, Caracas, 1.II.1974, from larva on dead fish, F. Kaletta leg. (MIZA); 1 female, San Antonio de los Altos, Instituto Venezolano de Investigaciones Científicas, 1680m, 22.I.2007, A. Martínez-Sánchez leg. (CEUA); 4 males, 1 female, Macaracuay, Residencia Los Cien, 10°27'43.47"N, 66°48'34.71"W, 900m, 29.VII.2012, on mango, A. Thomas leg. (IVIC).

***Lucilia eximia* (Wiedemann, 1819) (Fig. 6)**

Material examined (19 males, 15 females): **Aragua State:** 1 female, El Limón, 480m, 27.V.1973, Malaise trap, C.J. Rosales leg. (MIZA); 1 female, Maracay, Universidad Central de Venezuela campus, 6.IX.2006, students leg. (IVIC). **Lara State:** 2 females, Cordero, 600m, 27–30.VI.1992, interception trap, [no collector] (MJMO); 4 males, 1 female, El Cercado, 500m, Malaise trap, various dates: 1 male, 17–21.VI.1999; 1 male,

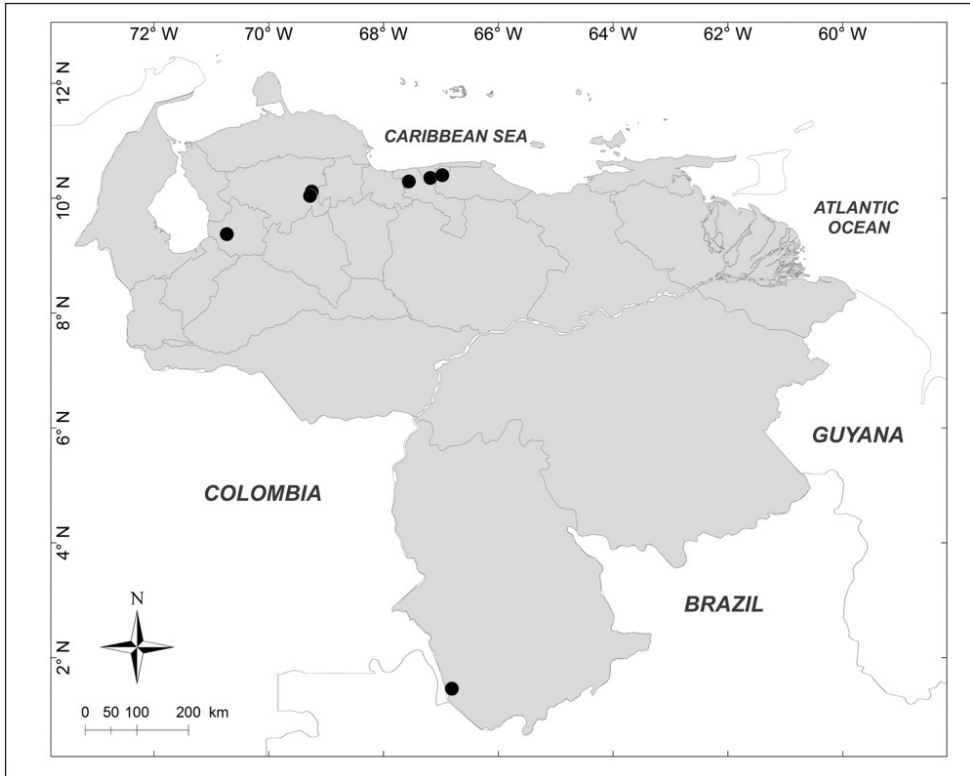


Figure 9. Known distribution of ● *Chrysomya albiceps* (Wiedemann) in Venezuela.

1 female, 24.VI–5.VII.1999; 2 males, 5–11.VII.1999; [all no collector] (MJMO); 5 males, El Cercado, 500m, 13.V.2002, on dead fish, E. Arcaya leg. (MJMO); 1 male, El Cercado, V.2002, [no collector] (MJMO); 2 males, 2 females, La Mora, 400m, 17.VI.2012, on *Stapelia gigantea*, T. Capote leg. (MJMO); 5 males, 3 females, Tarabana, 500m, various dates: 3 males, 1 female, 1.VI.2002; 1 male, 1 female, VII.2002; 1 male, 1 female, 14.II.2003; all E. Arcaya leg. (MJMO); 1 male, Tarabana, 17.VI.2002, on liver bait, E. Arcaya leg. (MJMO). **Miranda State:** 3 females, Altos de Pipe, Instituto Venezolano de Investigaciones Científicas, 10°24'5"N, 66°58'37"W, 1600m, 29.VII–2.VIII.2010, on dead rat, A. Thomas leg. (IVIC); 1 male, 1 female, Distrito Federal, Caracas, Jardín Botánico, 9.III.1966, A. Díaz leg. (MIZA). **Yaracuy State:** 1 male, 1 female, Cocorote, Sector El Candelo, 1600m, 4–10.XI.2002, R. Briceño, A. Chacón, J. Clavijo, F. Díaz, R. Paz, E. Arcaya, L. Joly leg. (MJMO).

***Lucilia nitida* Whitworth, 2014 (Fig. 4)**

Material examined (2 females): **Aragua State:** Parque Nacional Henri Pittier, Rancho Grande, 1183m, 25.I.2007, WOT, A. Martínez-Sánchez leg. (CEUA).

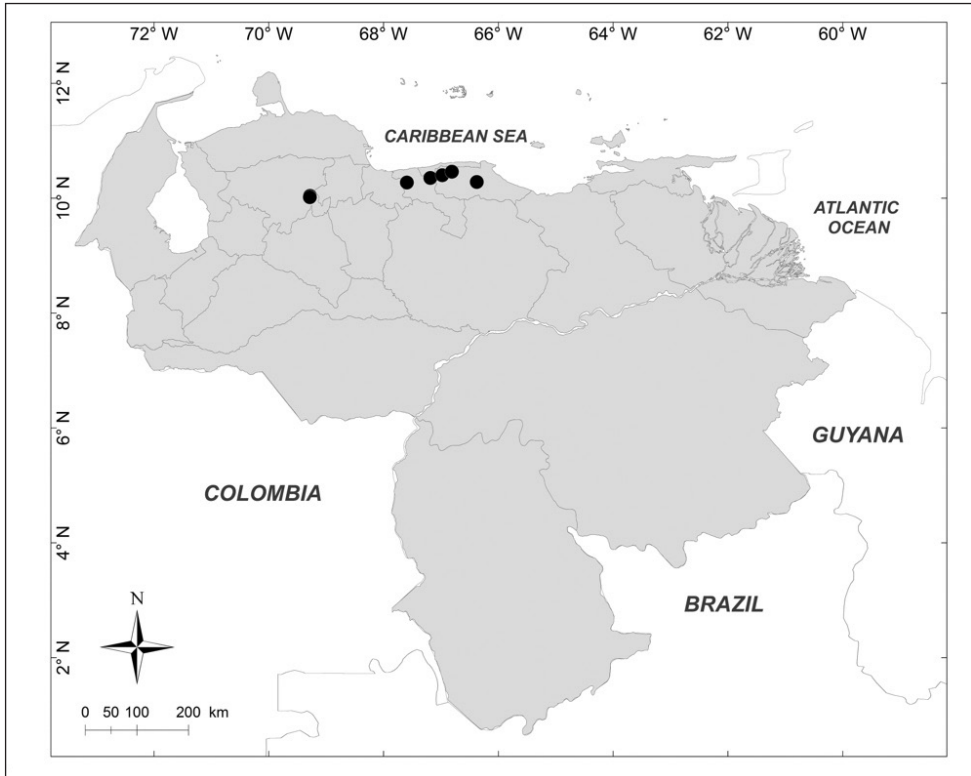


Figure 10. Known distribution of ● *Chrysomya megacephala* (Fabricius) in Venezuela.

***Lucilia purpurascens* (Walker, 1837) (Fig. 5)**

Material examined (13 males, 58 females): **Aragua State:** 1 female, Choroni, 1400m, 10.X.1952, F. Kern leg. (MIZA); 4 females, Parque Nacional Henri Pittier, Portachuelo, 1152m, 26.I.2007, A. Martínez-Sánchez leg. (CEUA); 1 female, Parque Nacional Henri Pittier, Rancho Grande, 1100m, 30.IX.1974, J.L. García leg. (MIZA); 1 female, Parque Nacional Henri Pittier, Rancho Grande, 1183m, 25.I.2007, A. Martínez-Sánchez leg. (CEUA). **Lara State:** 1 female, Parque Nacional Yacambú, El Blanquito, 1480m, 14–21.IX.2001, Malaise trap, R. Briceño, A. Chacón, J. Clavijo, F. Díaz, R. Paz, E. Arcaya leg. (MJMO); 1 female, Parque Nacional Yacambú, El Blanquito, 11–16.III.2002, yellow pan trap, R. Briceño, J. Clavijo, F. Díaz, R. Paz, E. Arcaya, A. Chacón leg. (MJMO). **Mérida State:** 1 female, Mérida, Hotel Valle Grande, 2000m, 2.IX.1980, C.J. Rosales leg. (MIZA). **Miranda State:** 1 male, El Hatillo, Las Marías, 1350m, 16.VI.1975, F. Kaletta leg. (MIZA); 12 males, 40 females, San Antonio de los Altos, Instituto Venezolano de Investigaciones Científicas, 1680m, 13.II.2007, reared from larva, mother collected on fish, A. Martínez-Sánchez leg. (CEUA); 2 females, Altos de Pipe, Instituto Venezolano de Investigaciones Científicas, 10°24'5"N, 66°58'37"W, 1600m, 29.VII–2.VIII.2010, on dead rat, A. Thomas leg. (IVIC); 2 females, Altos

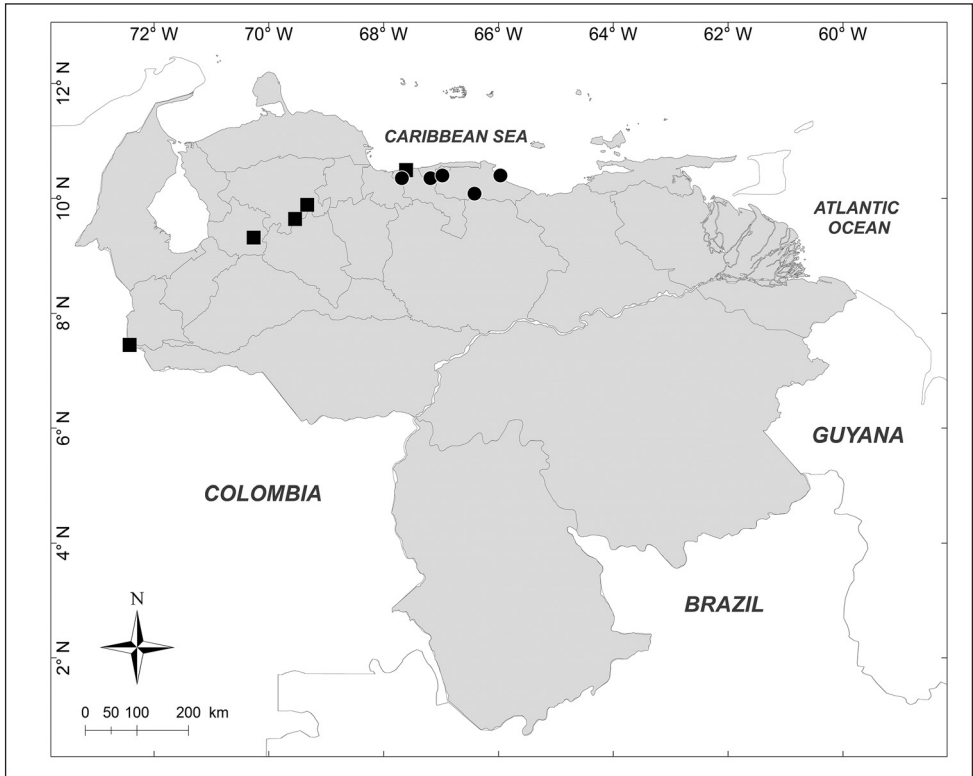


Figure 11. Known distributions of ■ *Blepharicnema splendens* Macquart and ● *Hemilucilia semidiaphana* (Rondani) in Venezuela.

de Pipe, Instituto Venezolano de Investigaciones Científicas, 10°24'5"N, 66°58'37"W, 1600m, 7.II.2012, A. Thomas leg. (IVIC). **Yaracuy State:** 4 females, Cocorote, Sector El Candelo, 1650m, 17–20.X.2001, interception trap, R. Briceño, A. Chacón, J. Clavijo, F. Díaz, R. Paz, E. Arcaya, L. Joly leg. (MJMO).

***Lucilia rognesi* Whitworth, 2014** (Fig. 1)

Material examined (2 females): **Aragua State:** Parque Nacional Henri Pittier, Rancho Grande, 1183m, 25.I.2007, WOT, A. Martínez-Sánchez leg. (CEUA).
Subfamily Toxotarsinae

***Sarconesia roraima* (Townsend, 1935)** (Fig. 3)

Material examined (5 males, 3 females): **Amazonas State:** 1 male, Parque Nacional Duida, Cerro Marahuaka, 2470m, 3–6.XI.1992, “Expedición Terramar”, J. Clavijo, A. Chacón leg. (MIZA). **Bolívar State:** 1 female, Auyentepui, 2150m, 26.II.1978, L. Joly leg. (MIZA); 1 male,

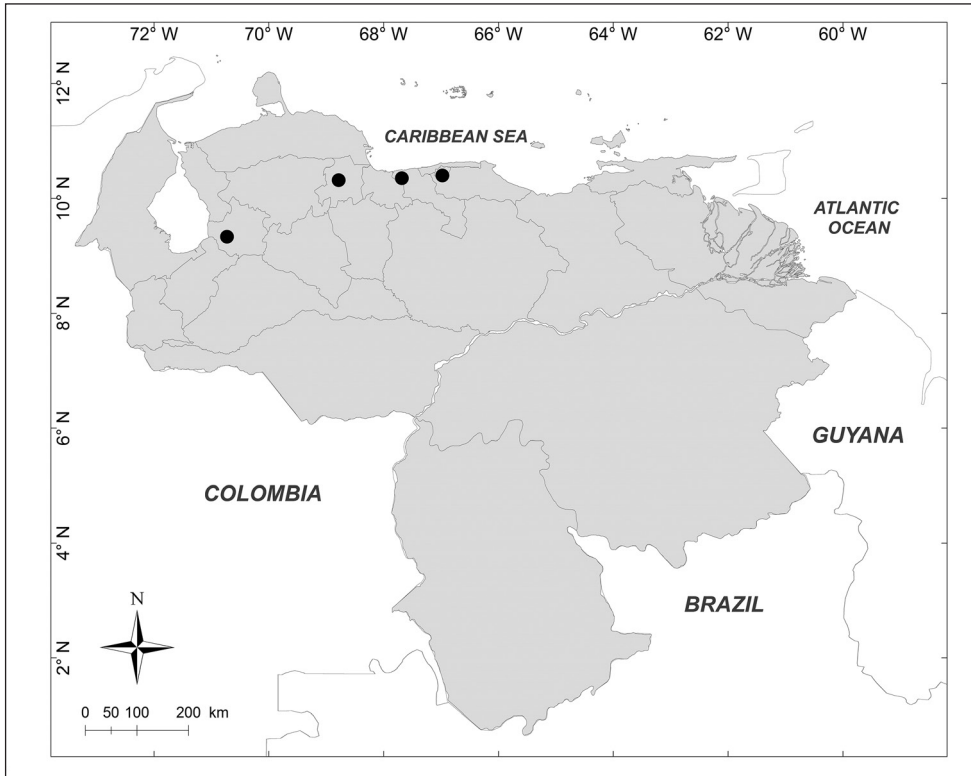


Figure 12. Known distribution of ● *Hemilucilia segmentaria* (Fabricius) in Venezuela.

Gran Sabana, Cerro Kukenan, 2700m, 12–17.IV.1988, A. Chacón, C. Andara leg. (MIZA); 1 female, Gran Sabana, Cerro Roraima, 2700m, 12–21.I.1991, “Expedición Terramar”, A. Chacón leg. (MIZA). **Miranda State:** 2 males, 1 female, Distrito Federal, El Junquito, Estación Experimental Bajo Seco, 1900m, 17.IV.1976, C.J. Rosales leg. (MIZA). **Trujillo State:** 1 male, Carretera Boconó, Guaramacal, 2300m, 29.X.1976, C.J. Rosales, J.L. García leg. (MIZA).

Family Mesembrinellidae

Eumesebrinella benoisti (Séguy, 1925b) (Fig. 2)

Material examined (1 female): **Bolívar State:** Reserva Forestal Imataca, El Bochínche, 200m, 6–18.XII.1974, “Expedición IZT–UCV” leg. (MIZA).

Huascaromusca decrepita (Séguy, 1925b) (Fig. 4)

Material examined (6 males, 1 female): **Lara State:** 1 male, 1 female, Parque Nacional Yacambú, El Blanquito, 29.I.2007, A. Martínez-Sánchez leg. (CEUA). **Trujillo State:**

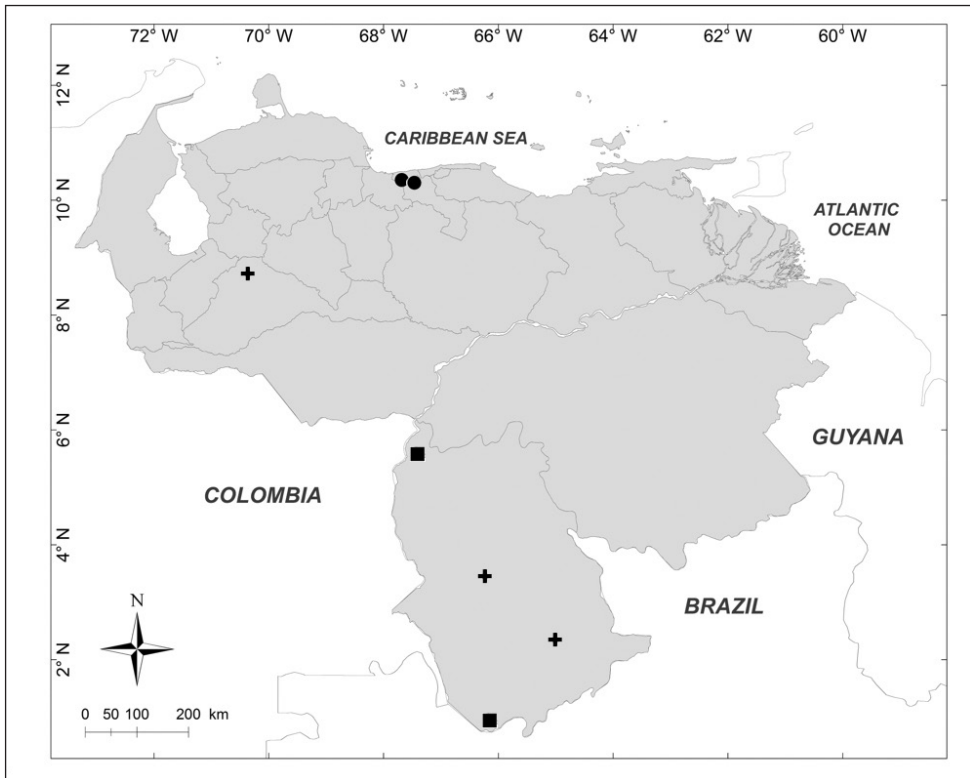


Figure 13. Known distributions of ● *Compsomyiops fulvicrura* (Robineau-Desvoidy), ■ *Lucilia albofusca* Whitworth and + *Hemilucilia benoisti* (Séguy) in Venezuela

2 males, San Isidro, 14 km Sur, La Soledad, 1500m, 30–31.V.1975, Malaise trap, R.E. Dietz leg. (MIZA); 2 males, Parque Nacional Guaramacal, 1480m, 19–25.V.2001, yellow pan trap, R. Briceño, A. Chacón, J. Clavijo, F. Díaz, R. Paz leg. (MJMO). **Yaracuy State:** 1 male, Cocorote, Sector El Candelo, 1650m, 17–20.X.2001, R. Briceño, A. Chacón, J. Clavijo, F. Díaz, R. Paz, E. Arcaya, L. Joly leg. (MJMO).

***Huascaromusca lara* Bonatto in Bonatto & Marinoni, 2005** (Fig. 4)

Material examined (2 females): **Miranda State:** 1 female, El Hatillo, Las Marías, 1350m, 26.V.1976, F. Kaletta leg. (MIZA); 1 female, San Antonio de los Altos, Instituto Venezolano de Investigaciones Científicas, 1680m, IV.2003, Y. Velásquez leg. (IVIC).

***Mesembrinella bicolor* (Fabricius, 1805)** (Fig. 2)

Material examined (3 males): **Aragua State:** 1 male, Parque Nacional Henri Pittier, Rancho Grande, 1100m, 1.VI.1981, A. Field leg. (MIZA). **Bolívar State:** 1 male,

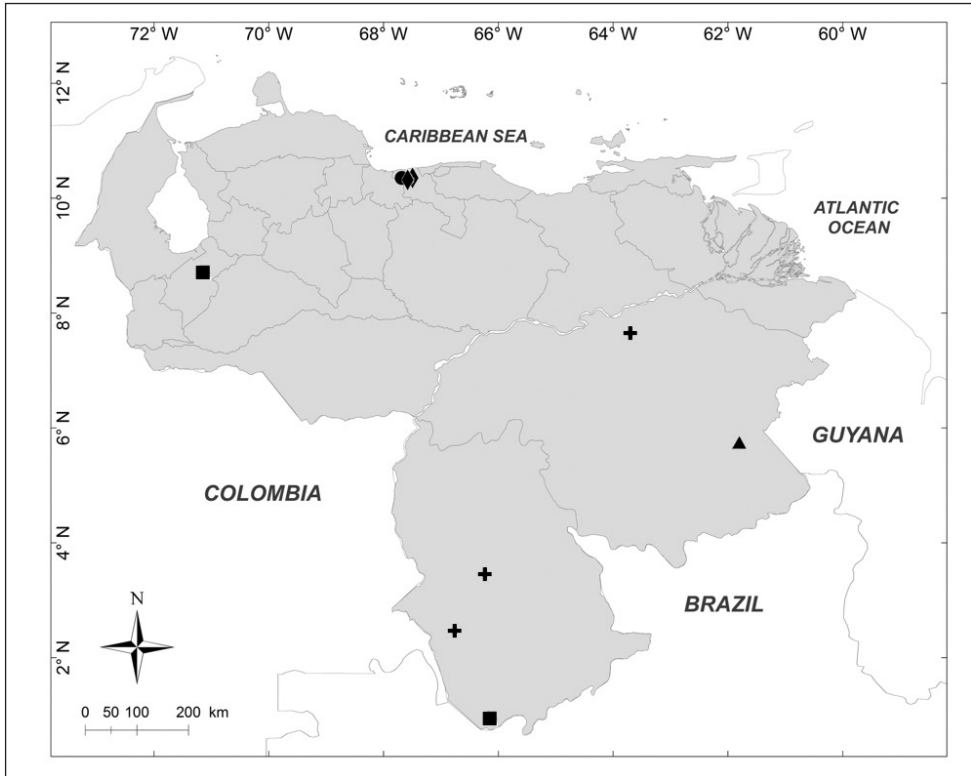


Figure 14. Known distributions of ● *Huascaromusca vogelsangi* Mello, ■ *Lucilia vulgata* Whitworth, ▲ *Giovanella bolivar* Bonatto, + *Eumesebrinella quadrilineata* (Fabricius) and ◆ *Mesebrinella xanthorrhina* (Bigot) in Venezuela.

Carretera Caicara, San Juan de Manapiare, 300m, 21–30.VII.1973, J.L. García leg. (MIZA). **Lara State:** 1 male, El Blanquito, 1480m, 11–16.III.2002, R. Briceño, A. Chacón, J. Clavijo, F. Díaz, R. Paz, L. Joly leg. (MJMO).

***Mesebrinella spicata* Aldrich, 1925** (Fig. 6)

Material examined (2 females): **Trujillo State:** Parque Nacional Guaramacal, 1480m, 14–20.II.2002, R. Briceño, A. Chacón, J. Clavijo, F. Díaz, R. Paz, L. Joly leg. (MJMO).

***Mesebrinella umbrosa* Aldrich, 1922** (Fig. 2)

Material examined (1 male): **Trujillo State:** Parque Nacional Guaramacal, 1480m, 14–20.II.2002, R. Briceño, A. Chacón, J. Clavijo, F. Díaz, R. Paz, L. Joly leg. (MJMO).

***Souzalopesiella facialis* (Aldrich, 1922) (Fig. 3)**

Material examined (3 males, 1 female): **Aragua State:** 1 female, Parque Nacional Henri Pittier, Rancho Grande, 1183m, 25.I.2007, A. Martínez-Sánchez leg. (CEUA). **Lara State:** 1 male, Parque Nacional Yacambú, El Blanquito, 1480m, 11–16.III.2002, R. Briceño, J. Clavijo, R. Paz, F. Díaz, E. Arcaya, A. Chacón leg. (MJMO). **Trujillo State:** 2 males, Parque Nacional Guaramacal, 1480m, 14–20.II.2002, yellow pan trap, R. Briceño, A. Chacón, J. Clavijo, F. Díaz, R. Paz, L. Joly leg. (MJMO).

***Thompsoniella anomala* Guimarães, 1977 (Fig. 2)**

Material examined (1 female): **Miranda State:** San Antonio de los Altos, Instituto Venezolano de Investigaciones Científicas, 1680m, 22.I.2007, A. Martínez-Sánchez leg. (CEUA).

Discussion

This study is the first to determine the diversity of Calliphoridae and Mesembrinellidae in Venezuela. The checklist contains a total of 39 species of Calliphoridae, with 25 species distributed in ten genera, and Mesembrinellidae, with 14 species distributed in six genera. Twenty-six species were identified from examined material, while 13 species are listed based exclusively on records found in the literature. Compared to neighbouring countries that have been relatively well-studied, the known Venezuelan blow fly fauna is equivalent to that of Brazil (39 species: 24 Calliphoridae in eight genera and 15 Mesembrinellidae in seven genera) (Kosmann et al. 2013), but less diverse than that of Colombia (52 species: 31 Calliphoridae in 12 genera and 21 Mesembrinellidae in seven genera) (Wolff and Kosmann 2016).

Three species are newly recorded for the country: *Chrysomya putoria*, *Mesembrinella spicata* and *M. umbrosa*. These records were not unexpected, as these species have been found in other South American countries: *C. putoria* in Argentina, Bolivia, Brazil, Colombia, Ecuador, Paraguay and Peru (Baumgartner 1988, Wolff and Kosmann 2016), *M. spicata* in Costa Rica and Colombia (Bonatto and Marinoni 2005, Kosmann et al. 2013), and *M. umbrosa* in Bolivia, Colombia and Ecuador (Guimarães 1977, Peris and Mariluis 1984, Wolff and Kosmann 2016).

The absence from the examined material of species previously recorded in Venezuela or in neighbouring countries reflects the lack of study of these flies in this region. As an example, *Chloroprocta idioidea*, the only species of the genus *Chloroprocta* Wulp, 1896 (Calliphoridae), was recorded in Venezuela by Hall (1948), Cova (1964), Dear (1985) and Kosmann et al. (2013) and was the most abundant (66.3% of the total sampled specimens) species collected in a recent survey of necrophagous flies in the North Brazilian Amazon (Amat et al. 2016). However, it was not found in any

Venezuelan museum and only two specimens from Venezuela were examined, from BMNH. In his recent revision, Whitworth (2014) reported *Lucilia albofusca* and *L. vulgata* for Venezuela, but we did not find these two species in our field sampling or in entomological collections. Some authors reported *L. cluvia* and *L. sericata* in Venezuela (Mariluis et al. 1994b, Kosmann et al. 2013), but neither was found during this study. It is unlikely that *L. cluvia* occurs in the country, since Whitworth (2014) argued that reports of this species in South America are incorrect. On the other hand, *Lucilia sericata* has been reported as abundant in neighbouring countries such as Colombia and Brazil (Carvalho and Ribeiro 2000, Pape et al. 2004, Amat et al. 2008), so its absence during this study was surprising. This was also the case of other species previously cited for Venezuela, such as *Compsomyiops fulvicrura*, *Hemilucilia benoisti*, *Paralucilia paraensis*, *Eumesembrinella quadrilineata*, *Eumesembrinella randa*, *Giovanella bolivar*, *Huascaromusca vogelsangi*, *Mesembrinella bellardiana* and *Mesembrinella xanthorrhina* (Aldrich 1922, Shannon 1926, Hall 1948, Cova 1964, Guimarães 1977, Peris and Mariluis 1984, Dear 1985, Peris and Mariluis 1989, Mariluis et al. 1994a, Bonatto and Marinoni 2005, Kosmann et al. 2013). The absence of these species in our samples could be related to non-exhaustive field sampling and/or to the heterogeneous composition of the examined entomological collections.

During this study, some specimens of *Lucilia* and Mesembrinellidae could not be identified as any known species. These specimens may represent undescribed species and for this reason were not included in the checklist. Some species of these groups are morphologically highly variable and further studies are required to determine whether they are separate species or examples of intraspecific variation (Whitworth, pers. comm.). If possible, we strongly recommend rearing specimens from live females collected in the field in order to obtain enough specimens to study the intraspecific variability of both these groups of blow flies.

The distribution maps obtained from the data available (Figs 1–14) show that the current distribution of Venezuelan blow flies is clearly determined by an unequal sampling effort around the country. Most records are from the predominantly mountainous north, where protected areas such as natural parks were the main collection sites. This sampling effort bias makes it difficult to draw any conclusions on the habitat preferences of these species, hence the necessity of further studies. In any case, the presence of some species in areas with less human disturbance adds value to these flies as indicators of the state of habitat conservation. This, in addition to the interest in these species in medicolegal and veterinary fields, will hopefully provide incentive to perform further studies on Venezuelan blow flies.

Acknowledgements

We express our sincere thanks to the editor, Dr Daniel Whitmore, and to two anonymous reviewers for their valuable comments, which have helped to improve the manuscript. We thank Prof. Nereida Delgado at the Museum of the Agricultural

Zoological Institute Francisco Fernández Yépez (UCV) and Prof. Evelin Arcaya at the Entomological Museum “Dr. José Manuel Osorio” (UCLA) for lending us the specimens used in this work. We are grateful to Dr Angel Viloria at the Venezuelan Institute for Scientific Research and Prof. Carlos Blanco at the Guáquira Biological Station for providing support during fieldwork in Venezuela. We acknowledge the assistance of Dr Martin J.R. Hall and Mr Nigel Wyatt during our stay at the Natural History Museum (London, UK). We are especially grateful to Mr Terry Whitworth from Washington State University for the identification of specimens and the valuable clarifications on the taxonomy of blow flies from the Neotropics, and also for his careful reading of the manuscript. This research received support from the SYNTHESYS Project (<http://www.synthesys.info/>), which is financed by the European Community Research Infrastructure Action under the FP6 Program “Structuring the European Research Area”. This work was partially supported by the Valencia Autonomous Government (Generalitat Valenciana) (GV/2011/039) and the University of Alicante (GRE09–27).

References

- Aldrich J (1922) The Neotropical muscoid genus *Mesembrinella* Giglio-Tos and other testaceous flies. Proceedings of the United States National Museum 11: 1–24.
- Aldrich J (1925) New Diptera or two-winged flies in the United States National Museum. Proceedings of the United States National Museum 66: 1–36. <https://doi.org/10.5479/si.00963801.66-2555.1>
- Amat E (2009) Contribución al conocimiento de las Chrysomyinae y Toxotarsinae (Diptera: Calliphoridae) de Colombia. Revista Mexicana de Biodiversidad 80: 693–708.
- Amat E, Marinho MAT, Rafel JA (2016) A survey of necrophagous blowflies (Diptera: Oestroidea) in the Amazonas-Negro interfluvial region (Brazilian Amazon). Revista Brasileira de Entomologia 60: 57–62. <https://doi.org/10.1016/j.rbe.2015.10.002>
- Amat E, Velez MC, Wolff M (2008) Clave ilustrada para la identificación de los géneros y las especies de Califóridos (Diptera: Calliphoridae) de Colombia. Calsdasia 30: 231–244.
- Amat E, Wolff M (2007) New records of *Blepharicnema splendens* (Calliphoridae: Calliphorinae, Luciliini) from Colombia. Revista de la Sociedad Entomológica Argentina 66: 187–190.
- Aubertin D (1933) Revision of the genus *Lucilia* R.-D. (Diptera: Calliphoridae). Linnaean Journal – Zoology 38: 389–436. <https://doi.org/10.1111/j.1096-3642.1933.tb00991.x>
- Baumgartner DL (1988) Spread of introduced *Chrysomya* blow flies (Diptera, Calliphoridae) in Neotropics with records new to Venezuela. Biotropica 20: 167–168. <https://doi.org/10.2307/2388191>
- Baumgartner DL, Greenberg B (1983) The primary screwworm fly, *Cochliomyia hominivorax* (Coquerel) (Diptera, Calliphoridae), in Peru. Revista Brasileira de Biologia 43: 215–221.
- Baumgartner DL, Greenberg B (1984) The genus *Chrysomya* (Diptera: Calliphoridae) in the New World. Journal of Medical Entomology 21: 105–113. <https://doi.org/10.1093/jmedent/21.1.105>

- Baumgartner DL, Greenberg B (1985) Distribution and medical ecology of the blow flies (Diptera: Calliphoridae) of Peru. *Annals of the Entomological Society of America* 78: 56–587. <https://doi.org/10.1093/aesa/78.5.565>
- Bermudez S (2007) Lista preliminar de la familia Calliphoridae (Diptera: Oestroidea) de Panamá. *Tecnociencia* 9: 101–112.
- Bigot JM (1877) Diptères nouveaux ou peu connus. 8^e partie, X. Genre *Somomyia* (Rondani). *Calliphora*, *Melinda*, *Mufetia*, *Lucilia*, *Chrysomyia* (alias *Microchrysa* Rond.) Robineau-Desvoidy. *Annales de la Société Entomologique de France* 5: 243–259.
- Bigot JM (1887) [Diagnoses abrégées de quelques Diptères nouveaux, provenant de l'Amérique du nord, dont les descriptions détaillées seront publiées ultérieurement, et qui tous appartiennent à sa collection]. *Bulletin Bimensuel de la Société Entomologique de France* 1887: 172–174.
- Bonato S, Marinoni L (2005) Gêneros e espécies novos de Mesembrinellinae (Diptera, Calliphoridae) da Costa Rica e Venezuela. *Revista Brasileira de Zoologia* 22: 883–890. <https://doi.org/10.1590/S0101-81752005000400012>
- Brauer F, Bergenstamm JE von (1891) Die Zweiflugler des Kaiserlichen Museums zu Wien. V. Vorarbeiten zu einer Monographie der Muscaria Schizometopa (exclusive Anthomyiidae). Pars II. F. Tempsky, Wien, 142 pp.
- Calvignac-Spencer S, Merkel K, Kutzner N, Kühl H, Boesch C, Kappeler P, Metzger S, Schubert G, Leedertz F (2013) Carrion fly-derived DNA as a tool for comprehensive and cost-effective assessment of mammalian biodiversity. *Molecular Ecology* 22: 915–924. <https://doi.org/10.1111/mec.12183>
- Capote T, Arcaya E, Velásquez Y (2014) Primer registro de *Lucilia eximia* (Wiedemann, 1819) (Diptera Calliphoridae) asociada con *Stapelia gigantea* L. (Apocynaceae) en Venezuela. *Entomotropica* 29: 53–56.
- Carvalho CJB, Ribeiro PB (2000) Chave de identificação das espécies de Calliphoridae (Diptera) do Sul do Brasil. *Revista Brasileira de Parasitologia Veterinária* 9: 169–173.
- Coquerel C (1858) Note sur les larves appartenant à une espèce nouvelle de Diptère (*Lucilia hominivorax*) développées dans les sinus frontaux de l'homme à Cayenne. *Annales de la Société Entomologique de France* 3: 171–176.
- Coronado A, Kowalski A (2009) Current status of the New World screwworm *Cochliomyia hominivorax* in Venezuela. *Medical and Veterinary Entomology* 23: 106–110. <https://doi.org/10.1111/j.1365-2915.2008.00794.x>
- Cova P (1964) Moscas de Venezuela. La Cromagrafica, Caracas, 108 pp.
- Dear JP (1979) A Revision of the Toxotarsinae (Diptera: Calliphoridae). *Papéis Avulsos de Zoologia* 32: 145–182.
- Dear JP (1985) A revision of the New World Chrysomyini (Diptera: Calliphoridae). *Revista Brasileira de Zoologia* 3: 109–169. <https://doi.org/10.1590/S0101-81751985000300001>
- Fabricius JC (1775) *Systema entomologiae, sistens insectorum classes, ordines, genera, species, adiectis synonymis, locis, descriptionibus, observationibus*. Officina Libraria Kortii, Flensburgi et Lipsiae [= Flensburg and Leipzig], 832 pp.
- Fabricius JC (1794) *Entomologia systematica emendata et aucta. Secundum classes, ordines, genera, species adiectis synonymis, locis, observationibus, descriptionibus*. Tom. IV. C. G. Proft, Fil. Et Soc., Hafniae [= Copenhagen], 472 pp.

- Fabricius JC (1805) *Systema antliatorum secundum ordines, genera, species adjectis synonymis, locis, observationibus, descriptionibus*. C. Reichard, Brunsvigae (=Brunswick), xiv + 15–372 + [1] + 30 pp.
- Gadelha BQ, Ferraz ACP, Aguiar-Coelho VM (2009) A importância dos Mesembrinelineos (Diptera: Calliphoridae) e seu potencial como indicadores de preservação ambiental. *Oecologia Brasiliensis* 13: 561–565.
- González-Mora D, Peris SV, Mariluis JC (1998) Notas sobre la taxonomía y distribución del género *Compsomyiops* Townsend, 1918 (Diptera, Calliphoridae). *Boletín de la Real Sociedad Española de Historia Natural (Sección Biología)* 94: 15–21.
- Grella MD, Savino AG, Paulo DF, Mendes F, Azeredo-Espin AML, Queiroz MMC, Thyssen PJ, Linhares AX (2015) Phenotypic polymorphism of *Chrysomya albiceps* (Wiedemann) (Diptera: Calliphoridae) may lead to species misidentification. *Acta Tropica* 141: 60–72. <https://doi.org/10.1016/j.actatropica.2014.09.011>
- Guimarães JH (1977) A Systematic Revision of the Mesembrinellidae, stat. nov. (Diptera, Cyclorrhapha). *Arquivos de Zoologia* 29: 1–109. <https://doi.org/10.11606/issn.2176-7793.v29i1p1-109>
- Guimarães JH, Papavero N (1999) Myiasis in Man and Animals in the Neotropical Region: Bibliographic database. Plêiade, Sao Paulo, 308 pp.
- Hall DJ (1948) *The Blow flies of North America*. Thomas Say Foundation Publication, Entomological Society of America, Baltimore, 477 pp.
- Hough G (1899) Some North American genera of the dipterous group, Calliphorinae Girschner. *Entomological News* 10: 62–66.
- James MT (1970) A Catalogue of the Diptera of the Americas south of the United States: family Calliphoridae. *Museu de Zoologica, Universidade de Sao Paulo* 102: 1–28.
- Kosmann C, Pinto de Mello R, Harterreiten-Souza ES, Pujol-Luz JR (2013) A List of the Current Valid Blow Fly Names (Diptera: Calliphoridae) in the Americas South of Mexico with Key to the Brazilian Species. *EntomoBrasilis* 6: 74–85. <https://doi.org/10.12741/ebrasilis.v6i1.266>
- Kutty SN, Pape T, Wiegmann BM, Meier R (2010) Molecular phylogeny of the Calypttratae (Diptera: Cyclorrhapha) with an emphasis on the superfamily Oestroidea and the position of Mystacinobiidae and McAlpine's fly. *Systematic Entomology* 35: 614–635. <https://doi.org/10.1111/j.1365-3113.2010.00536.x>
- Lehrer AZ (2003) Bengaliidae n. fam. Une nouvelle famille de Diptera Cyclorrhapha. *Entomologia Croatica* 7: 5–14.
- Liria J (2006) Insectos de importancia forense en cadáveres de ratas, Carabobo - Venezuela. *Revista Peruana de Medicina Experimental y Salud Pública* 23: 33–38.
- Macquart J (1843) Diptères exotiques, nouveaux ou peu connus. *Mémoires de la Société (Royale) des Sciences, de l'Agriculture et des Arts à Lille* 1842: 162–460.
- Macquart J (1851) Diptères exotiques, nouveaux ou peu connus. *Mémoires de la Société (Royale) des Sciences, de l'Agriculture et des Arts à Lille* 1850: 134–294.
- Maes JM, Peris SV, González-Mora D (1994) Catálogo de los Calliphoridae (Diptera) de Nicaragua. *Revista Nicaraguense de Entomología* 29: 15–20.

- Magaña C, Andara C, Contreras M, Coronado A, Guerrero E, Hernández D, Herrera M, Jiménez M, Liendo C, Limongi J, Liria J, Mavárez M, Oviedo M, Piñango J, Rodríguez I, Soto A, Sandoval M, Sánchez J, Seijas N, Tiape Z, Velásquez Y (2006) Estudio preliminar de la fauna de insectos asociada a cadáveres en Maracay, Venezuela. *Entomotropica* 20: 53–59.
- Mariluis JC (1981) Clave para la identificación de los Calliphoridae de la República Argentina (Diptera). *Revista de la Sociedad Entomológica Argentina* 40: 27–30.
- Mariluis JC (1983) Contribución al conocimiento de los Calliphoridae de Argentina (Insecta, Diptera). *Opera Lilloana* 33: 1–58.
- Mariluis JC (2002) Key to the common adult blow flies of South America. In: Greenberg B, Kunich JC (Eds) *Entomology and the law. Flies as forensic indicators*. Cambridge University Press, Cambridge, MA, 94–100.
- Mariluis JC, Gonzalez-Mora D, Peris S (1994a) Considerations on the genus *Paralucilia* Brauer et Bergenstamm, 1891 (Diptera, Calliphoridae). *Boletín de la Real Sociedad Española de Historia Natural (Sección Biología)* 91: 15–18.
- Mariluis JC, González-Mora D, Peris S (1994b) Notas sobre las *Phaenicia* Robineau-Desvoidy, 1863 de América del Sur (Diptera, Calliphoridae). *Boletín de la Real Sociedad Española de Historia Natural (Sección Biología)* 91: 25–33.
- Mariluis JC, Mulieri PR (2003) The distribution of the Calliphoridae in Argentina (Diptera). *Revista de la Sociedad Entomológica Argentina* 62: 85–97.
- Mariluis JC, Peris SV (1984) Datos para una sinopsis de los Calliphoridae neotropicales. *Eos—Revista Española de Entomología* 60: 67–86.
- Marinho MAT, Junqueira ACM, Paulo DF, Esposito MC, Villet MH, Azeredo-Espin AML (2012) Molecular phylogenetics of Oestroidea (Diptera: Calypttratae) with emphasis on Calliphoridae: insights into the inter-familial relationships and additional evidence for parafly among blow flies. *Molecular Phylogenetics and Evolution* 65: 840–854. <https://doi.org/10.1016/j.ympev.2012.08.007>
- Marinho MAT, Wolff M, Ramos-Pastrana Y, de Azeredo-Espin AML, Amorim DdS (2016) The first phylogenetic study of Mesembrinellidae (Diptera: Oestroidea) based on molecular data: clades and congruence with morphological characters. *Cladistics*. <https://doi.org/10.1111/cla.12157>
- Meigen JW (1826) *Systematische Beschreibung der bekannten Europäischen zweiflügeligen Insekten*. Funfter Theil. Schulz, Hamm, 412 pp.
- Mello RP (1961) Contribuição ao estudo do gênero *Phaenicia* (R.D., 1863) (Diptera, Calliphoridae). *Memorias do Instituto Oswaldo Cruz* 59: 259–278. <https://doi.org/10.1590/S0074-02761961000300002>
- Mello RP (1962) Contribuição ao estudo do gênero *Calliphora* R.-D. 1830 (Diptera: Calliphoridae). *Memorias do Instituto Oswaldo Cruz* 60: 263–274. <https://doi.org/10.1590/S0074-02761962000200011>
- Mello RP (1967) Contribuição ao estudo dos Mesembrinellinae sul americanos (Diptera, Calliphoridae). *Studia Entomologica* 10: 1–80.
- Mello RP (1969) Contribuição ao estudo do gênero *Myiolucilia* Hall, 1948 (Diptera, Calliphoridae). *Studia Entomologica* 12: 297–316.

- Mello RP (1996) Revisao das especies sul americanas de *Paralucilia* Brauer Bergestamm (Diptera: Calliphoridae). *Entomología y Vectores* 3: 137–143.
- Mello RP (2003) Chave para a identificação das formas adultas das espécies da família Calliphoridae (Diptera, Brachycera, Cyclorrhapha) encontradas no Brasil. *Entomología y Vectores* 10: 255–268.
- Moissant R, García ME, Quijada J, Marcial T (2004a) Un caso urbano de miasis cutánea humana. *Entomotropica* 19: 49–50.
- Moissant R, García ME, Quijada J, Simoes D, Marcial T (2004b) Miasis cutánea humana. Un caso clínico. *Kasmera* 32: 12–15.
- Norris KR (1999) Establishment of a subfamily Aphysurinae for the Australian genus *Aphysura* Hardy (Diptera: Calliphoridae), with a review of known forms and descriptions of new species. *Invertebrate Taxonomy* 13: 511–628. <https://doi.org/10.1071/IT98007>
- Núñez J, Liria J (2014) Sucesión de la entomofauna cadavérica a partir de un biomodelo con vísceras de res. *Salus* 18: 35–39.
- Pape T, Blagoderov V, Mostovski MB (2011) Order Diptera Linnaeus, 1758. In: Zhang ZQ (Ed.) *Animal Biodiversity: An Outline of Higher-level Classification and Survey of Taxonomic Richness*. *Zootaxa* 3148: 222–229.
- Pape T, Wolff M, Amat E (2004) The blow flies, bot flies, woodlouse flies and flesh flies (Diptera: Calliphoridae, Oestridae, Rhinophoridae, Sarcophagidae) of Colombia. *Biota Colombiana* 5: 201–208.
- Peris SV (1990) Notas sobre Chrysomyinae Neotropicales, especialmente *Hemilucilia* Brauer, 1895 (Diptera: Calliphoridae). *Eos—Revista Española de Entomología* 65: 203–208.
- Peris SV (1992) A preliminary key to the world genera of Luciliini (Diptera: Calliphoridae). *Boletín de la Real Sociedad Española de Historia Natural (Sección Biología)* 88: 73–78.
- Peris SV, González-Mora D (2005) Clave de identificación para los géneros de Calliphoridae del mundo. Subfamilias con vena remigium desnuda y creación de una nueva subfamilia. *Boletín de la Real Sociedad Española de Historia Natural (Sección Biología)* 99: 115–144.
- Peris SV, González-Mora D, Fernández AF, Peris SJ (1998) A new species of *Calliphora* Robineau-Desvoidy, 1830 (Diptera: Calliphoridae) from Sierra Maestra, Cuba. *Boletín de la Real Sociedad Española de Historia Natural (Sección Biología)* 94: 49–52.
- Peris SV, Mariluis JC (1984) Notes on Mesembrinellidae. *Eos—Revista Española de Entomología* 60: 251–265.
- Peris SV, Mariluis JC (1989) Notas sobre Chrysomyinae Neotropicales, especialmente *Hemilucillia* Brauer, 1895 (Diptera: Calliphoridae). *Eos—Revista Española de Entomología* 65: 203–208.
- Pulgar E, Quijada J, Bethancourt A, De Moissant R (2009) Reporte de un caso de miasis por *Cochliomyia hominivorax* (Coquerel, 1858) (Diptera: Calliphoridae) en un cunaguaro (*Leopardus pardalis*, Linnaeus, 1758) en cautiverio tratado con Doramectina. *Entomotropica* 24: 129–132.
- Robineau-Desvoidy JB (1830) *Essai sur les Myodaires. Mémoires présentés par divers Savans à l'Académie Royale des Sciences de L'Institut de France. Sciences Mathématiques et Physiques. Serie 2(2): 1–813.*

- Rognes K (1986) The systematic position of the genus *Helicobosca* Bezzi with a discussion of the monophyly of the calyptrate families Calliphoridae, Rhinophoridae, Sarcophagidae and Tachinidae (Diptera). *Entomologica Scandinavica* 17: 75–92. <https://doi.org/10.1163/187631286X00125>
- Rognes K (1991) Blow flies (Diptera, Calliphoridae) of Fennoscandia and Denmark. Scandinavian Science Press, Leiden, 272 pp.
- Rognes K (1994) First record of the sheep greenbottle fly *Lucilia cuprina* (Wiedemann, 1830) from Europe (Diptera: Calliphoridae) with additional Spanish records of Calliphoridae, Muscidae and Sarcophagidae. *Eos–Revista Española de Entomología* 69: 41–44.
- Rognes K (1997) The Calliphoridae (Blowflies) (Diptera: Oestroidea) are not a monophyletic group. *Cladistics* 13: 27–66. <https://doi.org/10.1111/j.1096-0031.1997.tb00240.x>
- Rognes K (2005) Bengalomania – A review of Andy Z. Lehrer’s book on *Bengalia* Robineau-Desvoidy, 1830 and related works (Diptera, Calliphoridae). *Studia Dipterologica* 12: 443–471.
- Rognes K, Paterson HEH (2005) *Chrysomya chloropyga* (Wiedemann, 1818) and *C. putoria* (Wiedemann, 1830) (Diptera: Calliphoridae) are two different species. *African Entomology* 13: 49–70.
- Rondani C (1850) Osservazioni sopra alcune specie di esapodi ditteri del Museo Torinese. *Nuovi Annali delle Scienze Naturali, Bologna* 3: 165–197.
- Séguy E (1925a) Étude sur quelques Calliphorinés testacés rares ou peu connus. *Bulletin of the American Museum of Natural History* 31: 439–441.
- Séguy E (1925b) Espèces nouvelles du genre *Mesembrinella* G-T. *Encyclopédie Entomologique. Serie B. Memoir et notes. II. Diptera* 2: 195–196.
- Shannon RC (1926) Synopsis of the American Calliphoridae (Diptera). *Proceedings of the Entomological Society of Washington* 28: 115–139.
- Singh B, Wells JD (2013) Molecular systematics of the Calliphoridae (Diptera: Oestroidea): evidence from one mitochondrial and three nuclear genes. *Journal of Medical Entomology* 50: 15–23. <https://doi.org/10.1603/ME11288>
- Smith KGV (1986) *A Manual of Forensic Entomology*. Cornell University Press, Ithaca, 205 pp.
- Stevens JR, Wallman JF, Otranto D, Wall R, Pape T (2006) The evolution of myiasis in humans and other animals in the Old and New Worlds (part II): biological and life-history studies. *Trends in Parasitology* 22: 181–188. <https://doi.org/10.1016/j.pt.2006.02.010>
- Townsend CHT (1935) New muscoid genera, mainly from the Neotropical region. *Revista de Entomología* 5: 68–74.
- Vargas J, Wood DM (2012) Calliphoridae. In: Brown BV, Borkent A, Cumming JM, Wood DM, Woodley NE, Zumbado M (Eds) *Manual of Central American Diptera*. National Research Council Press, Ottawa, 1313–1335.
- Vásquez M, Liria J (2012) Geometric wing morphometrics for *Chrysomya albiceps* and *C. megacephala* identification (Diptera: Calliphoridae) from Venezuela. *Revista de Biología Tropical* 60: 1249–1258. <https://doi.org/10.15517/rbt.v60i3.1776>
- Velásquez Y (2008) A checklist of arthropods associated with rat carrion in a montane locality of northern Venezuela. *Forensic Science International* 174: 67–69. <https://doi.org/10.1016/j.forsciint.2007.02.020>

- Vogt WG, Runko S, Staric NT (1985) A wind-oriented fly trap for quantitative sampling of adult *Musca vetustissima* Walker. *Journal of the Australian Entomological Society* 24: 223–227. <https://doi.org/10.1111/j.1440-6055.1985.tb00231.x>
- Walker F (1836) Descriptions, & c. of the Diptera. In: Curtis J, Haliday AH, Walker F (Eds) Descriptions, & c. of the insects collected by Captain P.P. King, R.N., F.R.S., in the survey of the Straits of Magellan. *Transactions of the Linnaean Society of London* 17: 331–359.
- Walker F (1849) List of the specimens of dipterous insects in the collection of the British Museum, Part IV. *British Museum (Natural History), London*, 689–1172.
- Whitworth TL (2006) Keys to the genera and species of blow flies (Diptera: Calliphoridae) of America north of Mexico. *Proceedings of the Entomological Society of Washington* 108: 689–725.
- Whitworth TL (2010) Keys to the genera and species of blow flies (Diptera: Calliphoridae) of the West Indies and description of a new species of *Lucilia* Robineau-Desvoidy. *Zootaxa* 2663: 1–35.
- Whitworth TL (2012) Identification of Neotropical blow flies of the genus *Calliphora* Robineau-Desvoidy (Diptera: Calliphoridae) with the description of a new species. *Zootaxa* 3209: 1–27.
- Whitworth TL (2014) A revision of the Neotropical species of *Lucilia* Robineau-Desvoidy (Diptera: Calliphoridae). *Zootaxa* 3810: 1–76. <https://doi.org/10.11646/zootaxa.3810.1.1>
- Wiedemann CRW (1819) Beschreibung neuer Zweiflügler aus Ostindien und Afrika. *Zoologisches Magazin* 1: 1–39.
- Wiedemann CRW (1830) *Aussereuropäische zweiflügelige Insekten. Zweiter Theil. Schulz, Hamm*, 684 pp.
- Wolff M (2013) A new species of *Mesembrinella* (Diptera: Mesembrinella) from Colombia. *Revista Colombiana de Entomología* 39: 120–124.
- Wolff M, Bonatto S, Carvalho CJB (2014) Review of *Thompsoniella* Guimarães with description of a new species from Colombia (Diptera, Calliphoridae, Mesembrinellinae). *Revista Brasileira de Entomologia* 58: 319–325. <https://doi.org/10.1590/S0085-56262014005000002>
- Wolff M, Kosmann C (2016) Families Calliphoridae and Mesembrinellidae. *Zootaxa* 4122: 856–875. <https://doi.org/10.11646/zootaxa.4122.1.72>
- Wolff M, Ramos-Pastrana Y, Pujol-Luz JR (2012) Description of the male of *Laneella perisi* (Mariluis) (Diptera: Calliphoridae) n. comb. *Neotropical Entomology* 42: 58–62. <https://doi.org/10.1007/s13744-012-0092-2>
- Wolff M, Ramos-Pastrana Y, Pujol-Luz JR (2013) A new species of *Giovanella* Bonatto (Diptera, Calliphoridae, Mesembrinellinae) from Colombia. *Revista Brasileira de Entomologia* 57: 129–132. <https://doi.org/10.1590/S0085-56262013005000013>
- Wulp FM van der (1896) *Insecta. Diptera. Volume II (1888–1903)*. *Biologia Centrali-Americana*, Taylor and Francis, London, 489 pp.
- Zumpt F (1965) *Myiasis in man and animals in the Old World*. Butterworths, London, 267 pp.