

Recorded Steps

This file contains all the steps and information that was recorded to help you describe the recorded steps to others. Before sharing this file, you should verify the following:

- The steps below accurately describe the recording.
- There is no information below or on any screenshots that you do not want others to see.

Passwords or any other text you typed were not recorded, except for function and shortcut keys that you used. *There were errors during recording. Some information may be missing.*

You can do the following:

- [Review the recorded steps](#)
 - [Review the recorded steps as a slide show](#)
 - [Review the additional details](#)
-

Steps

[Next](#)

Step 1: (8/29/2024 7:14:35 PM) User left click on "VirtualBox Virtual Machine - 2 running windows (menu item)"
No screenshots were saved for this step.

[Previous](#) [Next](#)

Step 2: (8/29/2024 7:14:36 PM) User left click on "Windows10 [Running] - Oracle VM VirtualBox (list item)"
No screenshots were saved for this step.

[Previous](#) [Next](#)

Step 3: (8/29/2024 7:14:38 PM) User left click on "VirtualBox Virtual Machine - 2 running windows (menu item)"
No screenshots were saved for this step.

[Previous](#) [Next](#)

Step 4: (8/29/2024 7:14:38 PM) User left click on "kali-linux-2024.2-virtualbox-amd64 [Running] - Oracle VM VirtualBox (list item)"
No screenshots were saved for this step.

[Previous](#) [Next](#)

Step 5: (8/29/2024 7:14:41 PM) User left click on "Word 2016 - 1 running window (button)"
No screenshots were saved for this step.

[Previous](#) [Next](#)

Step 6: (8/29/2024 7:14:43 PM) User left click on "Page 13 content (edit)" in "Lab Template-User - Word"
No screenshots were saved for this step.

[Previous](#) [Next](#)

Step 7: (8/29/2024 7:14:44 PM) User mouse wheel down on "Page 13 content (edit)" in "Lab Template-User - Word"
No screenshots were saved for this step.

[Previous](#) [Next](#)

Step 8: (8/29/2024 7:14:46 PM) User mouse drag start on "Page 13 content (edit)" in "Lab Template-User - Word"
No screenshots were saved for this step.

[Previous](#) [Next](#)

Step 9: (8/29/2024 7:14:47 PM) User mouse drag end on "Page 13 content (edit)" in "Lab Template-User - Word"
No screenshots were saved for this step.

[Previous](#) [Next](#)

Step 10: (8/29/2024 7:14:48 PM) User keyboard input on "Lab Template-User (document)" in "Lab Template-User - Word" [... Ctrl-C]
No screenshots were saved for this step.

[Previous](#) [Next](#)

Step 11: (8/29/2024 7:14:50 PM) User left click on "Word 2016 - 1 running window (button)"
No screenshots were saved for this step.

[Previous](#) [Next](#)

Step 12: (8/29/2024 7:14:51 PM) User left click on "kali-linux-2024.2-virtualbox-amd64 [Running] - Oracle VM VirtualBox (window)" in "kali-linux-2024.2-virtualbox-amd64 [Running] - Oracle VM VirtualBox"
No screenshots were saved for this step.

[Previous](#) [Next](#)

Step 13: (8/29/2024 7:14:56 PM) User left click on "Steps Recorder - 1 running window (button)"
No screenshots were saved for this step.

[Previous](#) [Next](#)

Step 14: (8/29/2024 7:14:57 PM) User left click on "Steps Recorder - 1 running window (button)"
No screenshots were saved for this step.

[Previous](#) [Next](#)

Step 15: (8/29/2024 7:14:58 PM) User right click on "kali-linux-2024.2-virtualbox-amd64 [Running] - Oracle VM VirtualBox (window)" in "kali-linux-2024.2-virtualbox-amd64 [Running] - Oracle VM VirtualBox"
No screenshots were saved for this step.

[Previous](#) [Next](#)

Step 16: (8/29/2024 7:14:59 PM) User left click on "kali-linux-2024.2-virtualbox-amd64 [Running] - Oracle VM VirtualBox (window)" in "kali-linux-2024.2-virtualbox-amd64 [Running] - Oracle VM VirtualBox"
No screenshots were saved for this step.

[Previous](#) [Next](#)

Step 17: (8/29/2024 7:15:05 PM) User keyboard input on "kali-linux-2024.2-virtualbox-amd64 [Running] - Oracle VM VirtualBox (window)" in "kali-linux-2024.2-virtualbox-amd64 [Running] - Oracle VM VirtualBox" [... Shift-Shift]
No screenshots were saved for this step.

[Previous](#) [Next](#)

Step 18: (8/29/2024 7:15:49 PM) User left click on "Word 2016 - 1 running window (button)"
No screenshots were saved for this step.

[Previous](#) [Next](#)

Step 19: (8/29/2024 7:15:53 PM) User mouse wheel down on "Page 13 content (edit)" in "Lab Template-User - Word"
No screenshots were saved for this step.

[Previous](#) [Next](#)

Step 20: (8/29/2024 7:15:54 PM) User mouse drag start on "Page 13 content (edit)" in "Lab Template-User - Word"
No screenshots were saved for this step.

[Previous](#) [Next](#)

Step 21: (8/29/2024 7:15:54 PM) User mouse drag end on "Page 13 content (edit)" in "Lab Template-User - Word"
No screenshots were saved for this step.

[Previous](#) [Next](#)

Step 22: (8/29/2024 7:15:56 PM) User mouse drag start on "Page 13 content (edit)" in "Lab Template-User - Word"
No screenshots were saved for this step.

[Previous](#) [Next](#)

Step 23: (8/29/2024 7:15:57 PM) User mouse drag end on "Page 13 content (edit)" in "Lab Template-User - Word"
No screenshots were saved for this step.

[Previous](#) [Next](#)

Step 24: (8/29/2024 7:16:01 PM) User left click on "Page 13 content (edit)" in "Lab Template-User - Word"
No screenshots were saved for this step.

[Previous](#) [Next](#)

Step 25: (8/29/2024 7:16:03 PM) User left click on "VirtualBox Virtual Machine - 2 running windows (menu item)"
No screenshots were saved for this step.

[Previous](#) [Next](#)

Step 26: (8/29/2024 7:16:05 PM) User left click on "kali-linux-2024.2-virtualbox-amd64 [Running] - Oracle VM VirtualBox (list item)"
No screenshots were saved for this step.

[Previous](#) [Next](#)

Step 27: (8/29/2024 7:16:08 PM) User left click on "kali-linux-2024.2-virtualbox-amd64 [Running] - Oracle VM VirtualBox (window)" in "kali-linux-2024.2-virtualbox-amd64 [Running] - Oracle VM VirtualBox"
No screenshots were saved for this step.

[Previous](#) [Next](#)

Step 28: (8/29/2024 7:16:18 PM) User left click on "View (menu item)" in "kali-linux-2024.2-virtualbox-amd64 [Running] - Oracle VM VirtualBox"
No screenshots were saved for this step.

[Previous](#) [Next](#)

Step 29: (8/29/2024 7:16:19 PM) User left click on "Virtual Screen 1 (menu item)" in "VirtualBoxVM"
No screenshots were saved for this step.

[Previous](#) [Next](#)

Step 30: (8/29/2024 7:16:21 PM) User left click on "Resize to 1024x768 (menu item)" in "VirtualBoxVM"
No screenshots were saved for this step.

[Previous](#) [Next](#)

Step 31: (8/29/2024 7:16:22 PM) User mouse drag start on "kali-linux-2024.2-virtualbox-amd64 [Running] - Oracle VM VirtualBox (window)" in "kali-linux-2024.2-virtualbox-amd64 [Running] - Oracle VM VirtualBox"
No screenshots were saved for this step.

[Previous](#) [Next](#)

Step 32: (8/29/2024 7:16:23 PM) User mouse drag end on "kali-linux-2024.2-virtualbox-amd64 [Running] - Oracle VM VirtualBox (window)" in "kali-linux-2024.2-virtualbox-amd64 [Running] - Oracle VM VirtualBox"
No screenshots were saved for this step.

[Previous](#) [Next](#)

Step 33: (8/29/2024 7:16:24 PM) User left click on "kali-linux-2024.2-virtualbox-amd64 [Running] - Oracle VM VirtualBox (window)" in "kali-linux-2024.2-virtualbox-amd64 [Running] - Oracle VM VirtualBox"
No screenshots were saved for this step.

[Previous](#) [Next](#)

Step 34: (8/29/2024 7:16:28 PM) User mouse drag start on "kali-linux-2024.2-virtualbox-amd64 [Running] - Oracle VM VirtualBox (window)" in "kali-linux-2024.2-virtualbox-amd64 [Running] - Oracle VM VirtualBox"
No screenshots were saved for this step.

[Previous](#) [Next](#)

Step 35: (8/29/2024 7:16:29 PM) User mouse drag end on "kali-linux-2024.2-virtualbox-amd64 [Running] - Oracle VM VirtualBox (window)" in "kali-linux-2024.2-virtualbox-amd64 [Running] - Oracle VM VirtualBox"
No screenshots were saved for this step.

[Previous](#) [Next](#)

Step 36: (8/29/2024 7:16:31 PM) User left click on "kali-linux-2024.2-virtualbox-amd64 [Running] - Oracle VM VirtualBox (window)" in "kali-linux-2024.2-virtualbox-amd64 [Running] - Oracle VM VirtualBox"
No screenshots were saved for this step.

[Previous](#) [Next](#)

Step 37: (8/29/2024 7:16:44 PM) User left click on "VirtualBox Virtual Machine - 2 running windows (menu item)"
No screenshots were saved for this step.

[Previous](#) [Next](#)

Step 38: (8/29/2024 7:16:44 PM) User left click on "Windows10 [Running] - Oracle VM VirtualBox (list item)"
No screenshots were saved for this step.

[Previous](#) [Next](#)

Step 39: (8/29/2024 7:16:46 PM) User left double click on "Windows10 [Running] - Oracle VM VirtualBox (window)" in "Windows10 [Running] - Oracle VM VirtualBox"
No screenshots were saved for this step.

[Previous](#) [Next](#)

Step 40: (8/29/2024 7:16:47 PM) User left double click on "Windows10 [Running] - Oracle VM VirtualBox (window)" in "Windows10 [Running] - Oracle VM VirtualBox"
No screenshots were saved for this step.

[Previous](#) [Next](#)

Step 41: (8/29/2024 7:16:47 PM) User left click on "Windows10 [Running] - Oracle VM VirtualBox (window)" in "Windows10 [Running] - Oracle VM VirtualBox"
No screenshots were saved for this step.

[Previous](#) [Next](#)

Step 42: (8/29/2024 7:16:48 PM) User left click on "Windows10 [Running] - Oracle VM VirtualBox (window)" in "Windows10 [Running] - Oracle VM VirtualBox"
No screenshots were saved for this step.

[Previous](#) [Next](#)

Step 43: (8/29/2024 7:16:49 PM) User mouse drag start on "Windows10 [Running] - Oracle VM VirtualBox (window)" in "Windows10 [Running] - Oracle VM VirtualBox"
No screenshots were saved for this step.

[Previous](#) [Next](#)

Step 44: (8/29/2024 7:16:50 PM) User mouse drag end on "Windows10 [Running] - Oracle VM VirtualBox (window)" in "Windows10 [Running] - Oracle VM VirtualBox"
No screenshots were saved for this step.

[Previous](#) [Next](#)

Step 45: (8/29/2024 7:16:51 PM) User left double click on "Windows10 [Running] - Oracle VM VirtualBox (window)" in "Windows10 [Running] - Oracle VM VirtualBox"
No screenshots were saved for this step.

[Previous](#) [Next](#)

Step 46: (8/29/2024 7:16:52 PM) User left double click on "Windows10 [Running] - Oracle VM VirtualBox (window)" in "Windows10 [Running] - Oracle VM VirtualBox"
No screenshots were saved for this step.

[Previous](#) [Next](#)

Step 47: (8/29/2024 7:16:53 PM) User left click on "Windows10 [Running] - Oracle VM VirtualBox (window)" in "Windows10 [Running] - Oracle VM VirtualBox"
No screenshots were saved for this step.

[Previous](#) [Next](#)

Step 48: (8/29/2024 7:16:53 PM) User mouse drag start on "Windows10 [Running] - Oracle VM VirtualBox (window)" in "Windows10 [Running] - Oracle VM VirtualBox"
No screenshots were saved for this step.

[Previous](#) [Next](#)

Step 49: (8/29/2024 7:16:54 PM) User mouse drag end on "Windows10 [Running] - Oracle VM VirtualBox (window)" in "Windows10 [Running] - Oracle VM VirtualBox"
No screenshots were saved for this step.

[Previous](#) [Next](#)

Step 50: (8/29/2024 7:16:55 PM) User right click on "Windows10 [Running] - Oracle VM VirtualBox (window)" in

"Windows10 [Running] - Oracle VM VirtualBox"
No screenshots were saved for this step.

[Previous](#) [Next](#)

Step 51: (8/29/2024 7:16:59 PM) User left click on "Windows10 [Running] - Oracle VM VirtualBox (window)" in "Windows10 [Running] - Oracle VM VirtualBox"
No screenshots were saved for this step.

[Previous](#) [Next](#)

Step 52: (8/29/2024 7:17:01 PM) User right click on "Windows10 [Running] - Oracle VM VirtualBox (window)" in "Windows10 [Running] - Oracle VM VirtualBox"
No screenshots were saved for this step.

[Previous](#) [Next](#)

Step 53: (8/29/2024 7:17:03 PM) User left click on "Windows10 [Running] - Oracle VM VirtualBox (window)" in "Windows10 [Running] - Oracle VM VirtualBox"
No screenshots were saved for this step.

[Previous](#) [Next](#)

Step 54: (8/29/2024 7:17:15 PM) User right click on "Windows10 [Running] - Oracle VM VirtualBox (window)" in "Windows10 [Running] - Oracle VM VirtualBox"
No screenshots were saved for this step.

[Previous](#) [Next](#)

Step 55: (8/29/2024 7:17:18 PM) User left click on "Windows10 [Running] - Oracle VM VirtualBox (window)" in "Windows10 [Running] - Oracle VM VirtualBox"
No screenshots were saved for this step.

[Previous](#) [Next](#)

Step 56: (8/29/2024 7:17:31 PM) User left click on "Snipping Tool - 1 running window (button)"
No screenshots were saved for this step.

[Previous](#) [Next](#)

Step 57: (8/29/2024 7:17:32 PM) User left click on "New (button)" in "Snipping Tool"
No screenshots were saved for this step.

[Previous](#) [Next](#)

Step 58: (8/29/2024 7:17:34 PM) User mouse drag start
No screenshots were saved for this step.

[Previous](#) [Next](#)

Step 59: (8/29/2024 7:17:37 PM) User mouse drag end
No screenshots were saved for this step.

[Previous](#) [Next](#)

Step 60: (8/29/2024 7:17:39 PM) User keyboard input on "Snipping Tool (window)" in "Snipping Tool" [... Ctrl-S]
No screenshots were saved for this step.

[Previous](#) [Next](#)

Step 61: (8/29/2024 7:17:43 PM) User left click on "Name (edit)" in "Save As"
No screenshots were saved for this step.

[Previous](#) [Next](#)

Step 62: (8/29/2024 7:17:44 PM) User left click on "Save (button)" in "Save As"
No screenshots were saved for this step.

[Previous](#) [Next](#)

Step 63: (8/29/2024 7:17:45 PM) User left click on "Yes (button)" in "Confirm Save As"
No screenshots were saved for this step.

[Previous](#) [Next](#)

Step 64: (8/29/2024 7:17:47 PM) User left click on "Minimize (button)" in "Snipping Tool"
No screenshots were saved for this step.

[Previous](#) [Next](#)

Step 65: (8/29/2024 7:17:50 PM) User left click on "VirtualBox Virtual Machine - 2 running windows (menu item)"
No screenshots were saved for this step.

[Previous](#) [Next](#)

Step 66: (8/29/2024 7:17:51 PM) User left click on "kali-linux-2024.2-virtualbox-amd64 [Running] - Oracle VM
VirtualBox (list item)"
No screenshots were saved for this step.

[Previous](#) [Next](#)

Step 67: (8/29/2024 7:17:55 PM) User left click on "VirtualBox Virtual Machine - 2 running windows (menu item)"
No screenshots were saved for this step.

[Previous](#) [Next](#)

Step 68: (8/29/2024 7:17:56 PM) User left click on "kali-linux-2024.2-virtualbox-amd64 [Running] - Oracle VM"

VirtualBox (list item)"

No screenshots were saved for this step.

[Previous](#) [Next](#)

Step 69: (8/29/2024 7:17:59 PM) User left click on "kali-linux-2024.2-virtualbox-amd64 [Running] - Oracle VM VirtualBox (window)" in "kali-linux-2024.2-virtualbox-amd64 [Running] - Oracle VM VirtualBox"

No screenshots were saved for this step.

[Previous](#) [Next](#)

Step 70: (8/29/2024 7:18:00 PM) User mouse drag start on "kali-linux-2024.2-virtualbox-amd64 [Running] - Oracle VM VirtualBox (window)" in "kali-linux-2024.2-virtualbox-amd64 [Running] - Oracle VM VirtualBox"

No screenshots were saved for this step.

[Previous](#) [Next](#)

Step 71: (8/29/2024 7:18:00 PM) User mouse drag end on "kali-linux-2024.2-virtualbox-amd64 [Running] - Oracle VM VirtualBox (window)" in "kali-linux-2024.2-virtualbox-amd64 [Running] - Oracle VM VirtualBox"

No screenshots were saved for this step.

[Previous](#) [Next](#)

Step 72: (8/29/2024 7:18:04 PM) User left click on "kali-linux-2024.2-virtualbox-amd64 [Running] - Oracle VM VirtualBox (window)" in "kali-linux-2024.2-virtualbox-amd64 [Running] - Oracle VM VirtualBox"

No screenshots were saved for this step.

[Previous](#) [Next](#)

Step 73: (8/29/2024 7:18:07 PM) User left click on "kali-linux-2024.2-virtualbox-amd64 [Running] - Oracle VM VirtualBox (window)" in "kali-linux-2024.2-virtualbox-amd64 [Running] - Oracle VM VirtualBox"

No screenshots were saved for this step.

[Previous](#) [Next](#)

Step 74: (8/29/2024 7:18:08 PM) User left click on "kali-linux-2024.2-virtualbox-amd64 [Running] - Oracle VM VirtualBox (window)" in "kali-linux-2024.2-virtualbox-amd64 [Running] - Oracle VM VirtualBox"

No screenshots were saved for this step.

[Previous](#) [Next](#)

Step 75: (8/29/2024 7:18:16 PM) User mouse drag start on "kali-linux-2024.2-virtualbox-amd64 [Running] - Oracle VM VirtualBox (window)" in "kali-linux-2024.2-virtualbox-amd64 [Running] - Oracle VM VirtualBox"

No screenshots were saved for this step.

[Previous](#) [Next](#)

Step 76: (8/29/2024 7:18:18 PM) User mouse drag end on "kali-linux-2024.2-virtualbox-amd64 [Running] - Oracle VM VirtualBox (window)" in "kali-linux-2024.2-virtualbox-amd64 [Running] - Oracle VM VirtualBox"

No screenshots were saved for this step.

[Previous](#) [Next](#)

Step 77: (8/29/2024 7:18:25 PM) User left click on "kali-linux-2024.2-virtualbox-amd64 [Running] - Oracle VM VirtualBox (window)" in "kali-linux-2024.2-virtualbox-amd64 [Running] - Oracle VM VirtualBox"

No screenshots were saved for this step.

[Previous](#) [Next](#)

Step 78: (8/29/2024 7:18:32 PM) User left click on "kali-linux-2024.2-virtualbox-amd64 [Running] - Oracle VM VirtualBox (window)" in "kali-linux-2024.2-virtualbox-amd64 [Running] - Oracle VM VirtualBox"

No screenshots were saved for this step.

[Previous](#) [Next](#)

Step 79: (8/29/2024 7:18:36 PM) User keyboard input on "kali-linux-2024.2-virtualbox-amd64 [Running] - Oracle VM VirtualBox (window)" in "kali-linux-2024.2-virtualbox-amd64 [Running] - Oracle VM VirtualBox" [... Shift-Shift]

No screenshots were saved for this step.

[Previous](#) [Next](#)

Step 80: (8/29/2024 7:18:45 PM) User mouse drag start on "kali-linux-2024.2-virtualbox-amd64 [Running] - Oracle VM VirtualBox (window)" in "kali-linux-2024.2-virtualbox-amd64 [Running] - Oracle VM VirtualBox"

No screenshots were saved for this step.

[Previous](#) [Next](#)

Step 81: (8/29/2024 7:18:47 PM) User mouse drag end on "kali-linux-2024.2-virtualbox-amd64 [Running] - Oracle VM VirtualBox (window)" in "kali-linux-2024.2-virtualbox-amd64 [Running] - Oracle VM VirtualBox"

No screenshots were saved for this step.

[Previous](#) [Next](#)

Step 82: (8/29/2024 7:18:56 PM) User mouse wheel up on "kali-linux-2024.2-virtualbox-amd64 [Running] - Oracle VM VirtualBox (window)" in "kali-linux-2024.2-virtualbox-amd64 [Running] - Oracle VM VirtualBox"

No screenshots were saved for this step.

[Previous](#) [Next](#)

Step 83: (8/29/2024 7:18:58 PM) User left click on "kali-linux-2024.2-virtualbox-amd64 [Running] - Oracle VM VirtualBox (window)" in "kali-linux-2024.2-virtualbox-amd64 [Running] - Oracle VM VirtualBox"

No screenshots were saved for this step.

[Previous](#) [Next](#)

Step 84: (8/29/2024 7:19:00 PM) User mouse drag start on "kali-linux-2024.2-virtualbox-amd64 [Running] - Oracle VM VirtualBox (window)" in "kali-linux-2024.2-virtualbox-amd64 [Running] - Oracle VM VirtualBox"

No screenshots were saved for this step.

[Previous](#) [Next](#)

Step 85: (8/29/2024 7:19:01 PM) User mouse drag end on "kali-linux-2024.2-virtualbox-amd64 [Running] - Oracle VM VirtualBox (window)" in "kali-linux-2024.2-virtualbox-amd64 [Running] - Oracle VM VirtualBox"
No screenshots were saved for this step.

[Previous](#) [Next](#)

Step 86: (8/29/2024 7:19:03 PM) User mouse drag start on "kali-linux-2024.2-virtualbox-amd64 [Running] - Oracle VM VirtualBox (window)" in "kali-linux-2024.2-virtualbox-amd64 [Running] - Oracle VM VirtualBox"
No screenshots were saved for this step.

[Previous](#) [Next](#)

Step 87: (8/29/2024 7:19:16 PM) User mouse drag end on "kali-linux-2024.2-virtualbox-amd64 [Running] - Oracle VM VirtualBox (window)" in "kali-linux-2024.2-virtualbox-amd64 [Running] - Oracle VM VirtualBox"
No screenshots were saved for this step.

[Previous](#) [Next](#)

Step 88: (8/29/2024 7:19:22 PM) User left click on "kali-linux-2024.2-virtualbox-amd64 [Running] - Oracle VM VirtualBox (window)" in "kali-linux-2024.2-virtualbox-amd64 [Running] - Oracle VM VirtualBox"
No screenshots were saved for this step.

[Previous](#) [Next](#)

Step 89: (8/29/2024 7:19:24 PM) User left click on "kali-linux-2024.2-virtualbox-amd64 [Running] - Oracle VM VirtualBox (window)" in "kali-linux-2024.2-virtualbox-amd64 [Running] - Oracle VM VirtualBox"
No screenshots were saved for this step.

[Previous](#) [Next](#)

Step 90: (8/29/2024 7:19:26 PM) User left click on "kali-linux-2024.2-virtualbox-amd64 [Running] - Oracle VM VirtualBox (window)" in "kali-linux-2024.2-virtualbox-amd64 [Running] - Oracle VM VirtualBox"
No screenshots were saved for this step.

[Previous](#) [Next](#)

Step 91: (8/29/2024 7:19:27 PM) User left click on "kali-linux-2024.2-virtualbox-amd64 [Running] - Oracle VM VirtualBox (window)" in "kali-linux-2024.2-virtualbox-amd64 [Running] - Oracle VM VirtualBox"
No screenshots were saved for this step.

[Previous](#) [Next](#)

Step 92: (8/29/2024 7:19:29 PM) User mouse drag start on "kali-linux-2024.2-virtualbox-amd64 [Running] - Oracle VM VirtualBox (window)" in "kali-linux-2024.2-virtualbox-amd64 [Running] - Oracle VM VirtualBox"
No screenshots were saved for this step.

[Previous](#) [Next](#)

Step 93: (8/29/2024 7:19:29 PM) User mouse drag end on "kali-linux-2024.2-virtualbox-amd64 [Running] - Oracle VM VirtualBox (window)" in "kali-linux-2024.2-virtualbox-amd64 [Running] - Oracle VM VirtualBox"

No screenshots were saved for this step.

[Previous](#) [Next](#)

Step 94: (8/29/2024 7:19:32 PM) User mouse drag start on "kali-linux-2024.2-virtualbox-amd64 [Running] - Oracle VM VirtualBox (window)" in "kali-linux-2024.2-virtualbox-amd64 [Running] - Oracle VM VirtualBox"

No screenshots were saved for this step.

[Previous](#) [Next](#)

Step 95: (8/29/2024 7:19:32 PM) User mouse drag end on "kali-linux-2024.2-virtualbox-amd64 [Running] - Oracle VM VirtualBox (window)" in "kali-linux-2024.2-virtualbox-amd64 [Running] - Oracle VM VirtualBox"

No screenshots were saved for this step.

[Previous](#) [Next](#)

Step 96: (8/29/2024 7:19:33 PM) User mouse drag start on "kali-linux-2024.2-virtualbox-amd64 [Running] - Oracle VM VirtualBox (window)" in "kali-linux-2024.2-virtualbox-amd64 [Running] - Oracle VM VirtualBox"

No screenshots were saved for this step.

[Previous](#) [Next](#)

Step 97: (8/29/2024 7:19:34 PM) User mouse drag end on "kali-linux-2024.2-virtualbox-amd64 [Running] - Oracle VM VirtualBox (window)" in "kali-linux-2024.2-virtualbox-amd64 [Running] - Oracle VM VirtualBox"

No screenshots were saved for this step.

[Previous](#) [Next](#)

Step 98: (8/29/2024 7:19:35 PM) User left click on "kali-linux-2024.2-virtualbox-amd64 [Running] - Oracle VM VirtualBox (window)" in "kali-linux-2024.2-virtualbox-amd64 [Running] - Oracle VM VirtualBox"

No screenshots were saved for this step.

[Previous](#) [Next](#)

Step 99: (8/29/2024 7:19:45 PM) User left click on "Snipping Tool - 1 running window (button)"

No screenshots were saved for this step.

[Previous](#) [Next](#)

Step 100: (8/29/2024 7:19:46 PM) User left click on "New (button)" in "Snipping Tool"

No screenshots were saved for this step.

[Previous](#) [Next](#)

Step 101: (8/29/2024 7:19:52 PM) User mouse drag start

No screenshots were saved for this step.

[Previous](#) [Next](#)

Step 102: (8/29/2024 7:19:54 PM) User mouse drag end
No screenshots were saved for this step.

[Previous](#) [Next](#)

Step 103: (8/29/2024 7:19:54 PM) User keyboard input on "Snipping Tool (window)" in "Snipping Tool" [... Ctrl-S]
No screenshots were saved for this step.

[Previous](#) [Next](#)

Step 104: (8/29/2024 7:19:58 PM) User left click on "Name (edit)" in "Save As"
No screenshots were saved for this step.

[Previous](#) [Next](#)

Step 105: (8/29/2024 7:19:58 PM) User left click on "Save (button)" in "Save As"
No screenshots were saved for this step.

[Previous](#) [Next](#)

Step 106: (8/29/2024 7:19:59 PM) User left click on "Yes (button)" in "Confirm Save As"
No screenshots were saved for this step.

[Previous](#) [Next](#)

Step 107: (8/29/2024 7:20:00 PM) User left click on "Snipping Tool (window)" in "Snipping Tool"
No screenshots were saved for this step.

[Previous](#) [Next](#)

Step 108: (8/29/2024 7:20:03 PM) User left click on "kali-linux-2024.2-virtualbox-amd64 [Running] - Oracle VM VirtualBox (window)" in "kali-linux-2024.2-virtualbox-amd64 [Running] - Oracle VM VirtualBox"
No screenshots were saved for this step.

[Previous](#) [Next](#)

Step 109: (8/29/2024 7:20:05 PM) User left click on "kali-linux-2024.2-virtualbox-amd64 [Running] - Oracle VM VirtualBox (window)" in "kali-linux-2024.2-virtualbox-amd64 [Running] - Oracle VM VirtualBox"
No screenshots were saved for this step.

[Previous](#) [Next](#)

Step 110: (8/29/2024 7:20:11 PM) User mouse drag start on "kali-linux-2024.2-virtualbox-amd64 [Running] - Oracle VM VirtualBox (window)" in "kali-linux-2024.2-virtualbox-amd64 [Running] - Oracle VM VirtualBox"
No screenshots were saved for this step.

[Previous](#) [Next](#)

Step 111: (8/29/2024 7:20:12 PM) User mouse drag end on "kali-linux-2024.2-virtualbox-amd64 [Running] - Oracle VM VirtualBox (window)" in "kali-linux-2024.2-virtualbox-amd64 [Running] - Oracle VM VirtualBox"
No screenshots were saved for this step.

[Previous](#) [Next](#)

Step 112: (8/29/2024 7:20:13 PM) User left click on "kali-linux-2024.2-virtualbox-amd64 [Running] - Oracle VM VirtualBox (window)" in "kali-linux-2024.2-virtualbox-amd64 [Running] - Oracle VM VirtualBox"
No screenshots were saved for this step.

[Previous](#) [Next](#)

Step 113: (8/29/2024 7:20:15 PM) User mouse drag start on "kali-linux-2024.2-virtualbox-amd64 [Running] - Oracle VM VirtualBox (window)" in "kali-linux-2024.2-virtualbox-amd64 [Running] - Oracle VM VirtualBox"
No screenshots were saved for this step.

[Previous](#) [Next](#)

Step 114: (8/29/2024 7:20:19 PM) User mouse drag end on "kali-linux-2024.2-virtualbox-amd64 [Running] - Oracle VM VirtualBox (window)" in "kali-linux-2024.2-virtualbox-amd64 [Running] - Oracle VM VirtualBox"
No screenshots were saved for this step.

[Previous](#) [Next](#)

Step 115: (8/29/2024 7:20:59 PM) User mouse drag start on "kali-linux-2024.2-virtualbox-amd64 [Running] - Oracle VM VirtualBox (window)" in "kali-linux-2024.2-virtualbox-amd64 [Running] - Oracle VM VirtualBox"
No screenshots were saved for this step.

[Previous](#) [Next](#)

Step 116: (8/29/2024 7:20:59 PM) User mouse drag end on "kali-linux-2024.2-virtualbox-amd64 [Running] - Oracle VM VirtualBox (window)" in "kali-linux-2024.2-virtualbox-amd64 [Running] - Oracle VM VirtualBox"
No screenshots were saved for this step.

[Previous](#) [Next](#)

Step 117: (8/29/2024 7:21:02 PM) User mouse drag start on "kali-linux-2024.2-virtualbox-amd64 [Running] - Oracle VM VirtualBox (window)" in "kali-linux-2024.2-virtualbox-amd64 [Running] - Oracle VM VirtualBox"
No screenshots were saved for this step.

[Previous](#) [Next](#)

Step 118: (8/29/2024 7:21:02 PM) User mouse drag end on "kali-linux-2024.2-virtualbox-amd64 [Running] - Oracle VM VirtualBox (window)" in "kali-linux-2024.2-virtualbox-amd64 [Running] - Oracle VM VirtualBox"
No screenshots were saved for this step.

[Previous](#) [Next](#)

Step 119: (8/29/2024 7:21:07 PM) User left click on "Word 2016 - 1 running window (button)"
No screenshots were saved for this step.

[Previous](#) [Next](#)

Step 120: (8/29/2024 7:21:13 PM) User left click on "Word 2016 - 1 running window (button)"
No screenshots were saved for this step.

[Previous](#) [Next](#)

Step 121: (8/29/2024 7:21:15 PM) User left click on "Word 2016 - 1 running window (button)"
No screenshots were saved for this step.

[Previous](#) [Next](#)

Step 122: (8/29/2024 7:21:16 PM) User mouse wheel down on "Page 13 content (edit)" in "Lab Template-User - Word"
No screenshots were saved for this step.

[Previous](#) [Next](#)

Step 123: (8/29/2024 7:21:20 PM) User left click on "Word 2016 - 1 running window (button)"
No screenshots were saved for this step.

[Previous](#) [Next](#)

Step 124: (8/29/2024 7:21:21 PM) User left click on "Word 2016 - 1 running window (button)"
No screenshots were saved for this step.

[Previous](#) [Next](#)

Step 125: (8/29/2024 7:21:23 PM) User left click on "Word 2016 - 1 running window (button)"
No screenshots were saved for this step.

[Previous](#) [Next](#)

Step 126: (8/29/2024 7:21:25 PM) User left click on "Snipping Tool - 1 running window (button)"
No screenshots were saved for this step.

[Previous](#) [Next](#)

Step 127: (8/29/2024 7:21:26 PM) User left click on "New (button)" in "Snipping Tool"
No screenshots were saved for this step.

[Previous](#) [Next](#)

Step 128: (8/29/2024 7:21:28 PM) User mouse drag start

No screenshots were saved for this step.

[Previous](#) [Next](#)

Step 129: (8/29/2024 7:21:30 PM) User mouse drag end

No screenshots were saved for this step.

[Previous](#) [Next](#)

Step 130: (8/29/2024 7:21:31 PM) User keyboard input on "Snipping Tool (window)" in "Snipping Tool" [... Ctrl-S]

No screenshots were saved for this step.

[Previous](#) [Next](#)

Step 131: (8/29/2024 7:21:34 PM) User left click on "Save (button)" in "Save As"

No screenshots were saved for this step.

[Previous](#) [Next](#)

Step 132: (8/29/2024 7:21:37 PM) User left click on "Yes (button)" in "Confirm Save As"

No screenshots were saved for this step.

[Previous](#) [Next](#)

Step 133: (8/29/2024 7:21:38 PM) User left click on "Status Bar (Status Bar)" in "Snipping Tool"

No screenshots were saved for this step.

[Previous](#) [Next](#)

Step 134: (8/29/2024 7:21:38 PM) User left clicked

No screenshots were saved for this step.

[Previous](#) [Next](#)

Step 135: (8/29/2024 7:21:40 PM) User left click on "Page 14 content (edit)" in "Lab Template-User - Word"

No screenshots were saved for this step.

[Previous](#) [Next](#)

Step 136: (8/29/2024 7:21:45 PM) User mouse wheel up on "Page 14 content (edit)" in "Lab Template-User - Word"

No screenshots were saved for this step.

[Previous](#) [Next](#)

Step 137: (8/29/2024 7:21:46 PM) User left click on "Page 13 content (edit)" in "Lab Template-User - Word"

No screenshots were saved for this step.

[Previous](#) [Next](#)

Step 138: (8/29/2024 7:21:47 PM) User left click on "Insert (Tab Item)" in "Lab Template-User - Word"
No screenshots were saved for this step.

[Previous](#) [Next](#)

Step 139: (8/29/2024 7:21:49 PM) User left click on "Pictures... (Button)" in "Lab Template-User - Word"
No screenshots were saved for this step.

[Previous](#) [Next](#)

Step 140: (8/29/2024 7:21:53 PM) User left click on "Name (edit)" in "Insert Picture"
No screenshots were saved for this step.

[Previous](#) [Next](#)

Step 141: (8/29/2024 7:21:56 PM) User mouse wheel down on "Page 14 content (edit)" in "Lab Template-User - Word"
No screenshots were saved for this step.

[Previous](#) [Next](#)

Step 142: (8/29/2024 7:21:57 PM) User left click on "VirtualBox Virtual Machine - 2 running windows (menu item)"
No screenshots were saved for this step.

[Previous](#) [Next](#)

Step 143: (8/29/2024 7:21:58 PM) User left click on "kali-linux-2024.2-virtualbox-amd64 [Running] - Oracle VM VirtualBox (list item)"
No screenshots were saved for this step.

[Previous](#) [Next](#)

Step 144: (8/29/2024 7:22:03 PM) User right click on "Taskbar (pane)"
No screenshots were saved for this step.

[Previous](#) [Next](#)

Step 145: (8/29/2024 7:22:04 PM) User left click on "Task Manager (menu item)"
No screenshots were saved for this step.

[Previous](#) [Next](#)

Step 146: (8/29/2024 7:22:08 PM) User left click on "Snipping Tool - 1 running window (button)"
No screenshots were saved for this step.

[Previous](#) [Next](#)

Step 147: (8/29/2024 7:22:10 PM) User left click on "New (button)" in "Snipping Tool"

No screenshots were saved for this step.

[Previous](#) [Next](#)

Step 148: (8/29/2024 7:22:12 PM) User mouse drag start

No screenshots were saved for this step.

[Previous](#) [Next](#)

Step 149: (8/29/2024 7:22:15 PM) User mouse drag end

No screenshots were saved for this step.

[Previous](#) [Next](#)

Step 150: (8/29/2024 7:22:16 PM) User keyboard input on "Snipping Tool (window)" in "Snipping Tool" [... Ctrl-S]

No screenshots were saved for this step.

[Previous](#) [Next](#)

Step 151: (8/29/2024 7:22:22 PM) User left click on "Name (edit)" in "Save As"

No screenshots were saved for this step.

[Previous](#) [Next](#)

Step 152: (8/29/2024 7:22:23 PM) User left click on "Save (button)" in "Save As"

No screenshots were saved for this step.

[Previous](#) [Next](#)

Step 153: (8/29/2024 7:22:24 PM) User left click on "Yes (button)" in "Confirm Save As"

No screenshots were saved for this step.

[Previous](#) [Next](#)

Step 154: (8/29/2024 7:22:25 PM) User left click on "Restore (button)" in "Snipping Tool"

No screenshots were saved for this step.

[Previous](#) [Next](#)

Step 155: (8/29/2024 7:22:26 PM) User left click on "kali-linux-2024.2-virtualbox-amd64 [Running] - Oracle VM VirtualBox (window)" in "Snipping Tool"

No screenshots were saved for this step.

[Previous](#) [Next](#)

Step 156: (8/29/2024 7:22:27 PM) User left click on "Close (button)" in "Task Manager"

No screenshots were saved for this step.

[Previous](#) [Next](#)

Step 157: (8/29/2024 7:22:36 PM) User left click on "VirtualBox Virtual Machine - 2 running windows (menu item)"
No screenshots were saved for this step.

[Previous](#) [Next](#)

Step 158: (8/29/2024 7:22:37 PM) User left click on "Windows10 [Running] - Oracle VM VirtualBox (list item)"
No screenshots were saved for this step.

[Previous](#) [Next](#)

Step 159: (8/29/2024 7:22:39 PM) User left click on "Windows10 [Running] - Oracle VM VirtualBox (window)" in "Windows10 [Running] - Oracle VM VirtualBox"
No screenshots were saved for this step.

[Previous](#) [Next](#)

Step 160: (8/29/2024 7:22:42 PM) User left click on "VirtualBox Virtual Machine - 2 running windows (menu item)"
No screenshots were saved for this step.

[Previous](#) [Next](#)

Step 161: (8/29/2024 7:22:42 PM) User left click on "kali-linux-2024.2-virtualbox-amd64 [Running] - Oracle VM VirtualBox (list item)"
No screenshots were saved for this step.

[Previous](#) [Next](#)

Step 162: (8/29/2024 7:23:13 PM) User mouse drag start on "kali-linux-2024.2-virtualbox-amd64 [Running] - Oracle VM VirtualBox (window)" in "kali-linux-2024.2-virtualbox-amd64 [Running] - Oracle VM VirtualBox"
No screenshots were saved for this step.

[Previous](#) [Next](#)

Step 163: (8/29/2024 7:23:16 PM) User mouse drag end on "kali-linux-2024.2-virtualbox-amd64 [Running] - Oracle VM VirtualBox (window)" in "kali-linux-2024.2-virtualbox-amd64 [Running] - Oracle VM VirtualBox"
No screenshots were saved for this step.

[Previous](#) [Next](#)

Step 164: (8/29/2024 7:23:19 PM) User left click on "Snipping Tool - 1 running window (button)"
No screenshots were saved for this step.

[Previous](#) [Next](#)

Step 165: (8/29/2024 7:23:20 PM) User left click on "New (button)" in "Snipping Tool"
No screenshots were saved for this step.

[Previous](#) [Next](#)

Step 166: (8/29/2024 7:23:22 PM) User mouse drag start
No screenshots were saved for this step.

[Previous](#) [Next](#)

Step 167: (8/29/2024 7:23:24 PM) User mouse drag end
No screenshots were saved for this step.

[Previous](#) [Next](#)

Step 168: (8/29/2024 7:23:25 PM) User keyboard input on "Snipping Tool (window)" in "Snipping Tool" [... Ctrl-S]
No screenshots were saved for this step.

[Previous](#) [Next](#)

Step 169: (8/29/2024 7:23:29 PM) User left click on "Save (button)" in "Save As"
No screenshots were saved for this step.

[Previous](#) [Next](#)

Step 170: (8/29/2024 7:23:30 PM) User left click on "Yes (button)" in "Confirm Save As"
No screenshots were saved for this step.

[Previous](#) [Next](#)

Step 171: (8/29/2024 7:23:32 PM) User left click on "Minimize (button)" in "Snipping Tool"
No screenshots were saved for this step.

[Previous](#) [Next](#)

Step 172: (8/29/2024 7:23:33 PM) User left click on "Word 2016 - 1 running window (button)"
No screenshots were saved for this step.

[Previous](#) [Next](#)

Step 173: (8/29/2024 7:23:34 PM) User mouse wheel down on "Page 14 content (edit)" in "Lab Template-User - Word"
No screenshots were saved for this step.

[Previous](#) [Next](#)

Step 174: (8/29/2024 7:23:35 PM) User left click on "Page 14 content (edit)" in "Lab Template-User - Word"
No screenshots were saved for this step.

[Previous](#) [Next](#)

Step 175: (8/29/2024 7:23:36 PM) User left click on "Insert (Tab Item)" in "Lab Template-User - Word"
No screenshots were saved for this step.

[Previous](#) [Next](#)

Step 176: (8/29/2024 7:23:37 PM) User left click on "Pictures... (Button)" in "Lab Template-User - Word"
No screenshots were saved for this step.

[Previous](#) [Next](#)

Step 177: (8/29/2024 7:23:41 PM) User left double click on "Capture (list item)" in "Insert Picture"
No screenshots were saved for this step.

[Previous](#) [Next](#)

Step 178: (8/29/2024 7:23:43 PM) User mouse wheel down on "Page 15 content (edit)" in "Lab Template-User - Word"
No screenshots were saved for this step.

[Previous](#) [Next](#)

Step 179: (8/29/2024 7:23:47 PM) User left click on "Page 15 content (edit)" in "Lab Template-User - Word"
No screenshots were saved for this step.

[Previous](#) [Next](#)

Step 180: (8/29/2024 7:23:49 PM) User left click on "VirtualBox Virtual Machine - 2 running windows (menu item)"
No screenshots were saved for this step.

[Previous](#) [Next](#)

Step 181: (8/29/2024 7:23:51 PM) User left click on "kali-linux-2024.2-virtualbox-amd64 [Running] - Oracle VM VirtualBox (list item)"
No screenshots were saved for this step.

[Previous](#) [Next](#)

Step 182: (8/29/2024 7:23:53 PM) User left click on "kali-linux-2024.2-virtualbox-amd64 [Running] - Oracle VM VirtualBox (window)" in "kali-linux-2024.2-virtualbox-amd64 [Running] - Oracle VM VirtualBox"
No screenshots were saved for this step.

[Previous](#) [Next](#)

Step 183: (8/29/2024 7:23:56 PM) User left click on "kali-linux-2024.2-virtualbox-amd64 [Running] - Oracle VM VirtualBox (window)" in "kali-linux-2024.2-virtualbox-amd64 [Running] - Oracle VM VirtualBox"
No screenshots were saved for this step.

[Previous](#) [Next](#)

Step 184: (8/29/2024 7:23:59 PM) User left click on "kali-linux-2024.2-virtualbox-amd64 [Running] - Oracle VM VirtualBox (window)" in "kali-linux-2024.2-virtualbox-amd64 [Running] - Oracle VM VirtualBox"
No screenshots were saved for this step.

[Previous](#) [Next](#)

Step 185: (8/29/2024 7:24:01 PM) User mouse wheel down on "kali-linux-2024.2-virtualbox-amd64 [Running] - Oracle VM VirtualBox (window)" in "kali-linux-2024.2-virtualbox-amd64 [Running] - Oracle VM VirtualBox"
No screenshots were saved for this step.

[Previous](#) [Next](#)

Step 186: (8/29/2024 7:24:03 PM) User mouse wheel up on "kali-linux-2024.2-virtualbox-amd64 [Running] - Oracle VM VirtualBox (window)" in "kali-linux-2024.2-virtualbox-amd64 [Running] - Oracle VM VirtualBox"
No screenshots were saved for this step.

[Previous](#) [Next](#)

Step 187: (8/29/2024 7:24:04 PM) User mouse wheel down on "kali-linux-2024.2-virtualbox-amd64 [Running] - Oracle VM VirtualBox (window)" in "kali-linux-2024.2-virtualbox-amd64 [Running] - Oracle VM VirtualBox"
No screenshots were saved for this step.

[Previous](#) [Next](#)

Step 188: (8/29/2024 7:24:07 PM) User left click on "kali-linux-2024.2-virtualbox-amd64 [Running] - Oracle VM VirtualBox (window)" in "kali-linux-2024.2-virtualbox-amd64 [Running] - Oracle VM VirtualBox"
No screenshots were saved for this step.

[Previous](#) [Next](#)

Step 189: (8/29/2024 7:24:07 PM) User left click on "kali-linux-2024.2-virtualbox-amd64 [Running] - Oracle VM VirtualBox (window)" in "kali-linux-2024.2-virtualbox-amd64 [Running] - Oracle VM VirtualBox"
No screenshots were saved for this step.

[Previous](#) [Next](#)

Step 190: (8/29/2024 7:24:13 PM) User left click on "kali-linux-2024.2-virtualbox-amd64 [Running] - Oracle VM VirtualBox (window)" in "kali-linux-2024.2-virtualbox-amd64 [Running] - Oracle VM VirtualBox"
No screenshots were saved for this step.

[Previous](#) [Next](#)

Step 191: (8/29/2024 7:24:14 PM) User left click on "kali-linux-2024.2-virtualbox-amd64 [Running] - Oracle VM VirtualBox (window)" in "kali-linux-2024.2-virtualbox-amd64 [Running] - Oracle VM VirtualBox"
No screenshots were saved for this step.

[Previous](#) [Next](#)

Step 192: (8/29/2024 7:24:18 PM) User left click on "kali-linux-2024.2-virtualbox-amd64 [Running] - Oracle VM VirtualBox (window)" in "kali-linux-2024.2-virtualbox-amd64 [Running] - Oracle VM VirtualBox"
No screenshots were saved for this step.

[Previous](#) [Next](#)

Step 193: (8/29/2024 7:24:24 PM) User mouse wheel down on "kali-linux-2024.2-virtualbox-amd64 [Running] - Oracle VM VirtualBox (window)" in "kali-linux-2024.2-virtualbox-amd64 [Running] - Oracle VM VirtualBox"
No screenshots were saved for this step.

[Previous](#) [Next](#)

Step 194: (8/29/2024 7:24:27 PM) User mouse wheel up on "kali-linux-2024.2-virtualbox-amd64 [Running] - Oracle VM VirtualBox (window)" in "kali-linux-2024.2-virtualbox-amd64 [Running] - Oracle VM VirtualBox"
No screenshots were saved for this step.

[Previous](#) [Next](#)

Step 195: (8/29/2024 7:24:28 PM) User left click on "kali-linux-2024.2-virtualbox-amd64 [Running] - Oracle VM VirtualBox (window)" in "kali-linux-2024.2-virtualbox-amd64 [Running] - Oracle VM VirtualBox"
No screenshots were saved for this step.

[Previous](#) [Next](#)

Step 196: (8/29/2024 7:24:31 PM) User left click on "kali-linux-2024.2-virtualbox-amd64 [Running] - Oracle VM VirtualBox (window)" in "kali-linux-2024.2-virtualbox-amd64 [Running] - Oracle VM VirtualBox"
No screenshots were saved for this step.

[Previous](#) [Next](#)

Step 197: (8/29/2024 7:24:34 PM) User left click on "kali-linux-2024.2-virtualbox-amd64 [Running] - Oracle VM VirtualBox (window)" in "kali-linux-2024.2-virtualbox-amd64 [Running] - Oracle VM VirtualBox"
No screenshots were saved for this step.

[Previous](#) [Next](#)

Step 198: (8/29/2024 7:24:35 PM) User left click on "kali-linux-2024.2-virtualbox-amd64 [Running] - Oracle VM VirtualBox (window)" in "kali-linux-2024.2-virtualbox-amd64 [Running] - Oracle VM VirtualBox"
No screenshots were saved for this step.

[Previous](#) [Next](#)

Step 199: (8/29/2024 7:24:38 PM) User left click on "Snipping Tool - 1 running window (button)"
No screenshots were saved for this step.

[Previous](#) [Next](#)

Step 200: (8/29/2024 7:24:39 PM) User left click on "New (button)" in "Snipping Tool"
No screenshots were saved for this step.

[Previous](#) [Next](#)

Step 201: (8/29/2024 7:24:41 PM) User mouse drag start
No screenshots were saved for this step.

[Previous](#) [Next](#)

Step 202: (8/29/2024 7:24:42 PM) User mouse drag end
No screenshots were saved for this step.

[Previous](#) [Next](#)

Step 203: (8/29/2024 7:24:43 PM) User keyboard input on "Snipping Tool (window)" in "Snipping Tool" [... Ctrl-S]
No screenshots were saved for this step.

[Previous](#) [Next](#)

Step 204: (8/29/2024 7:24:45 PM) User left click on "Save (button)" in "Save As"
No screenshots were saved for this step.

[Previous](#) [Next](#)

Step 205: (8/29/2024 7:24:46 PM) User left click on "Yes (button)" in "Confirm Save As"
No screenshots were saved for this step.

[Previous](#) [Next](#)

Step 206: (8/29/2024 7:24:47 PM) User left click on "Word 2016 - 1 running window (button)"
No screenshots were saved for this step.

[Previous](#) [Next](#)

Step 207: (8/29/2024 7:24:49 PM) User left click on "Page 15 content (edit)" in "Lab Template-User - Word"
No screenshots were saved for this step.

[Previous](#) [Next](#)

Step 208: (8/29/2024 7:24:51 PM) User left click on "Insert (Tab Item)" in "Lab Template-User - Word"
No screenshots were saved for this step.

[Previous](#) [Next](#)

Step 209: (8/29/2024 7:24:53 PM) User left click on "Pictures... (Button)" in "Lab Template-User - Word"
No screenshots were saved for this step.

[Previous](#) [Next](#)

Step 210: (8/29/2024 7:24:55 PM) User left double click on "Capture (list item)" in "Insert Picture"
No screenshots were saved for this step.

[Previous](#) [Next](#)

Step 211: (8/29/2024 7:24:57 PM) User mouse wheel down on "Page 16 content (edit)" in "Lab Template-User - Word"
No screenshots were saved for this step.

[Previous](#) [Next](#)

Step 212: (8/29/2024 7:24:57 PM) User mouse wheel up on "Page 16 content (edit)" in "Lab Template-User - Word"
No screenshots were saved for this step.

[Previous](#) [Next](#)

Step 213: (8/29/2024 7:24:57 PM) User mouse wheel down on "Page 16 content (edit)" in "Lab Template-User - Word"
No screenshots were saved for this step.

[Previous](#) [Next](#)

Step 214: (8/29/2024 7:24:58 PM) User left click on "Page 16 content (edit)" in "Lab Template-User - Word"
No screenshots were saved for this step.

[Previous](#) [Next](#)

Step 215: (8/29/2024 7:25:00 PM) User left click on "Insert (Tab Item)" in "Lab Template-User - Word"
No screenshots were saved for this step.

[Previous](#) [Next](#)

Step 216: (8/29/2024 7:25:01 PM) User left click on "Pictures... (Button)" in "Lab Template-User - Word"
No screenshots were saved for this step.

[Previous](#) [Next](#)

Step 217: (8/29/2024 7:25:05 PM) User left double click on "Name (edit)" in "Insert Picture"
No screenshots were saved for this step.

[Previous](#) [Next](#)

Step 218: (8/29/2024 7:25:07 PM) User mouse wheel down on "Page 17 content (edit)" in "Lab Template-User - Word"
No screenshots were saved for this step.

[Previous](#) [Next](#)

Step 219: (8/29/2024 7:25:11 PM) User mouse wheel up on "Page 18 content (edit)" in "Lab Template-User - Word"
No screenshots were saved for this step.

[Previous](#) [Next](#)

Step 220: (8/29/2024 7:25:12 PM) User left click on "Page 18 content (edit)" in "Lab Template-User - Word"
No screenshots were saved for this step.

[Previous](#) [Next](#)

Step 221: (8/29/2024 7:25:13 PM) User mouse wheel up on "Page 18 content (edit)" in "Lab Template-User - Word"
No screenshots were saved for this step.

[Previous](#) [Next](#)

Step 222: (8/29/2024 7:25:14 PM) User mouse wheel down on "Page 17 content (edit)" in "Lab Template-User - Word"
No screenshots were saved for this step.

[Previous](#) [Next](#)

Step 223: (8/29/2024 7:25:15 PM) User keyboard input on "Lab Template-User (document)" in "Lab Template-User - Word" [Delete]
No screenshots were saved for this step.

[Previous](#) [Next](#)

Step 224: (8/29/2024 7:25:16 PM) User mouse wheel up on "Page 17 content (edit)" in "Lab Template-User - Word"
No screenshots were saved for this step.

[Previous](#) [Next](#)

Step 225: (8/29/2024 7:25:17 PM) User left click on "Page 17 content (edit)" in "Lab Template-User - Word"
No screenshots were saved for this step.

[Previous](#) [Next](#)

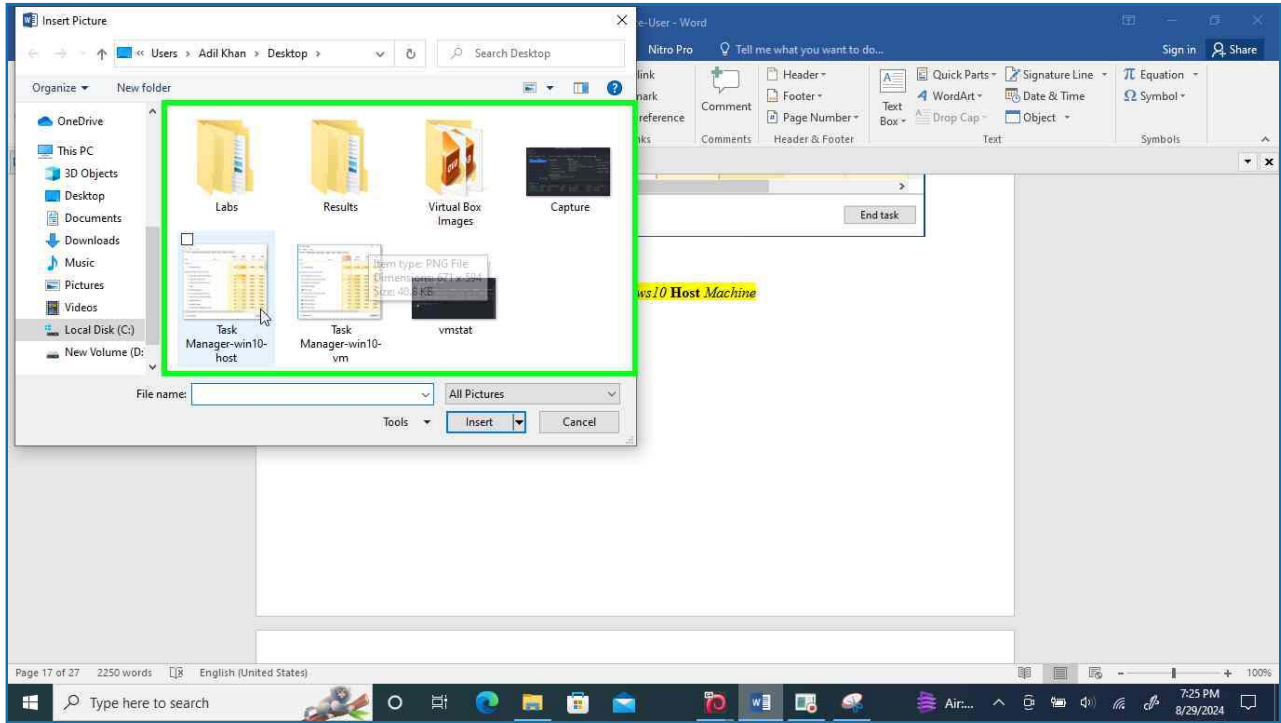
Step 226: (8/29/2024 7:25:21 PM) User left click on "Insert (Tab Item)" in "Lab Template-User - Word"
No screenshots were saved for this step.

[Previous](#) [Next](#)

Step 227: (8/29/2024 7:25:22 PM) User left click on "Pictures... (Button)" in "Lab Template-User - Word"
No screenshots were saved for this step.

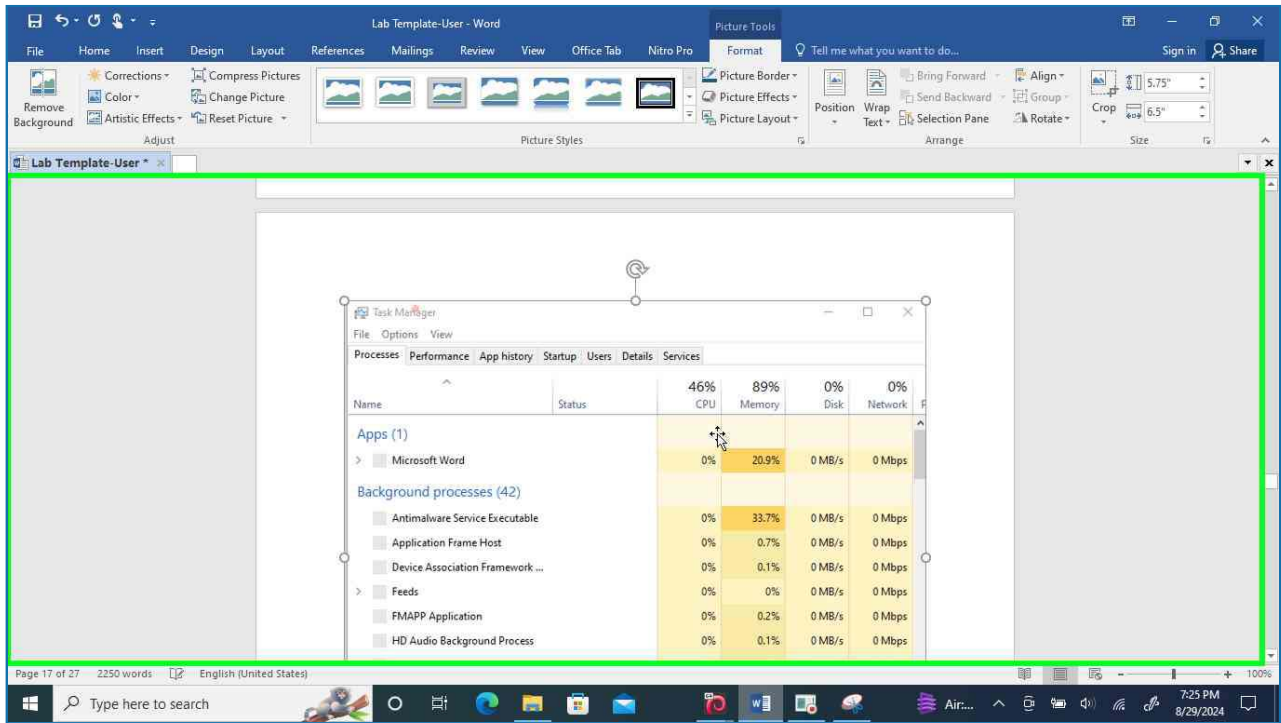
[Previous](#) [Next](#)

Step 228: (8/29/2024 7:25:25 PM) User left double click on "Task Manager-win10-host (list item)" in "Insert Picture"



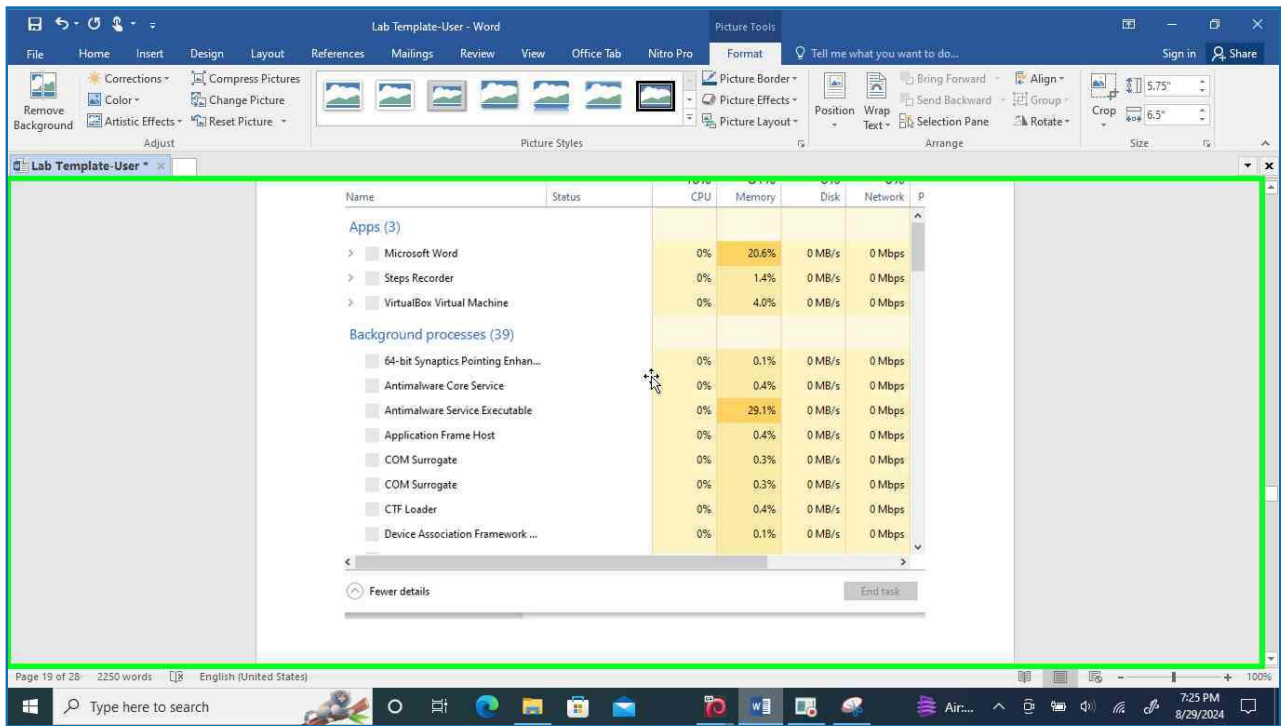
[Previous](#) [Next](#)

Step 229: (8/29/2024 7:25:26 PM) User mouse wheel down on "Page 18 content (edit)" in "Lab Template-User - Word"



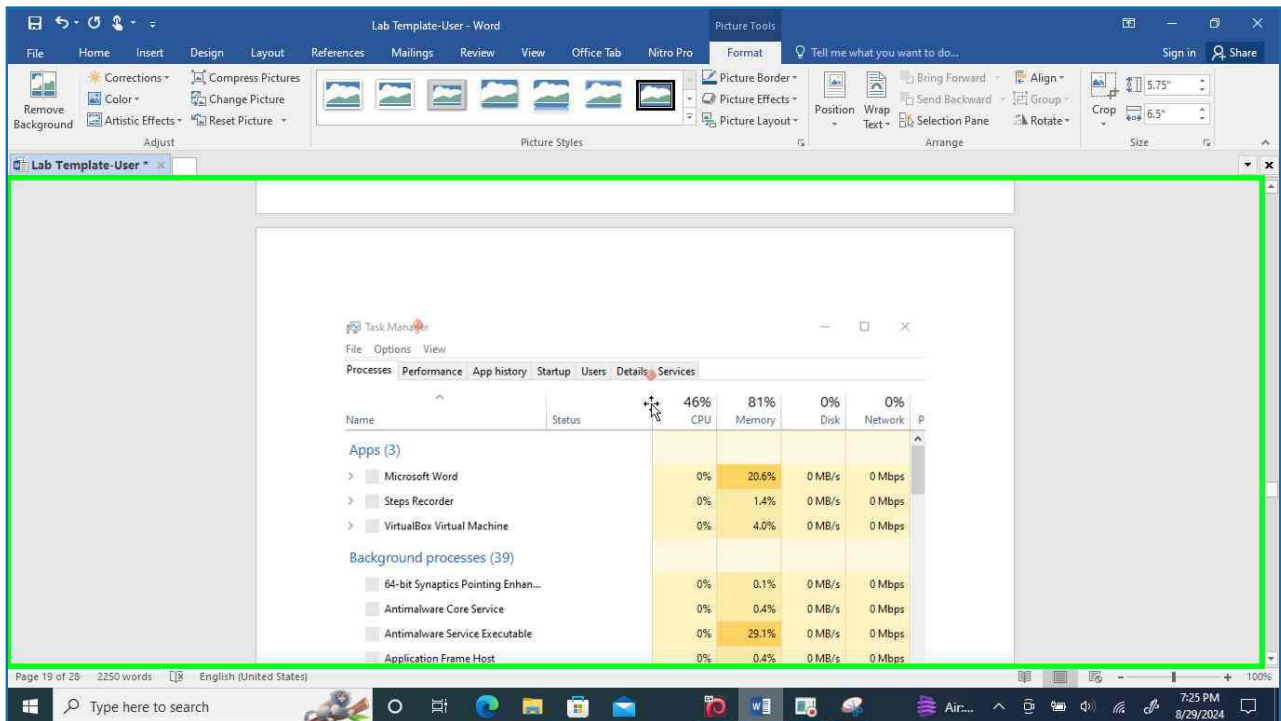
[Previous](#) [Next](#)

Step 230: (8/29/2024 7:25:29 PM) User mouse wheel up on "Page 19 content (edit)" in "Lab Template-User - Word"



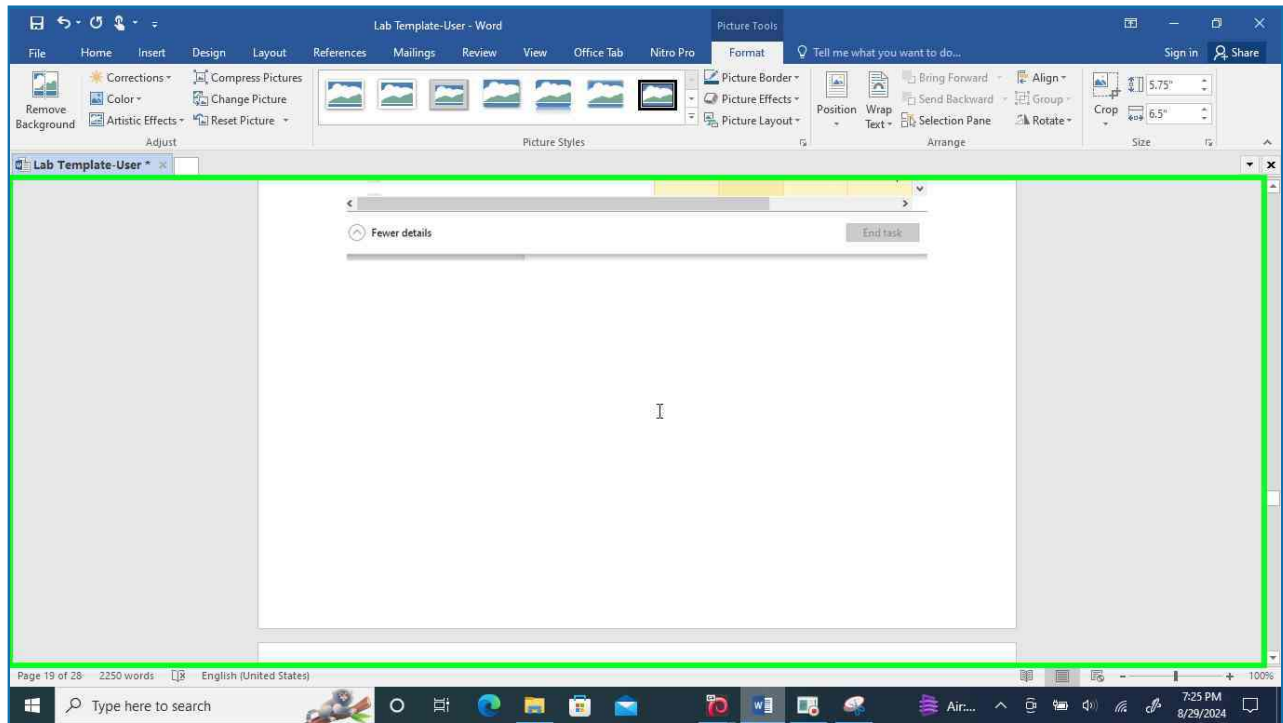
[Previous](#) [Next](#)

Step 231: (8/29/2024 7:25:30 PM) User mouse wheel down on "Page 19 content (edit)" in "Lab Template-User - Word"



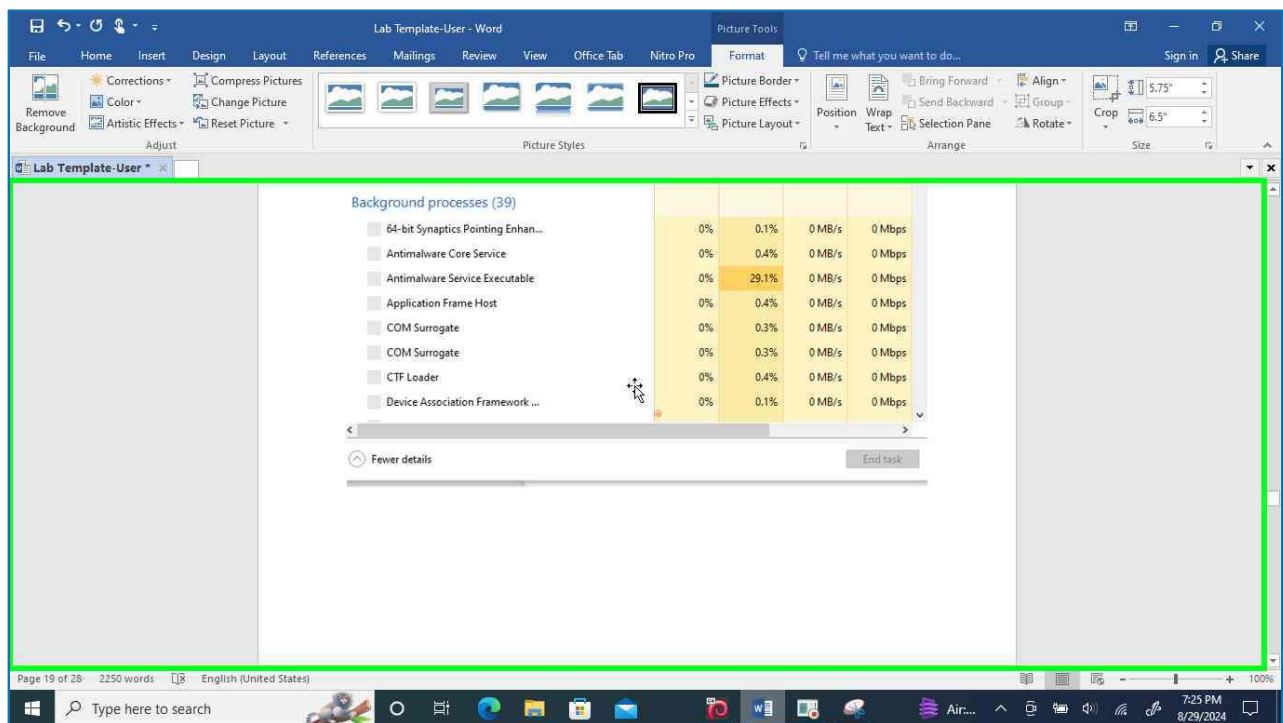
[Previous](#) [Next](#)

Step 232: (8/29/2024 7:25:32 PM) User mouse wheel up on "Page 19 content (edit)" in "Lab Template-User - Word"



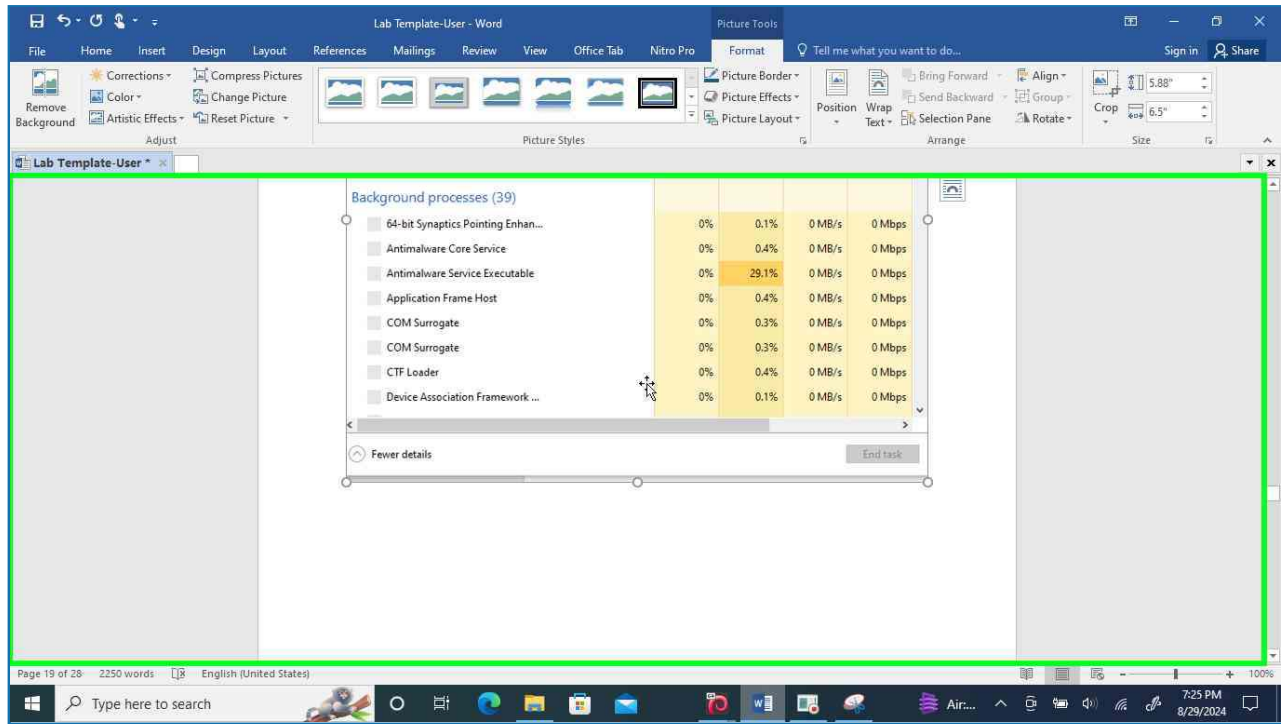
[Previous](#) [Next](#)

Step 233: (8/29/2024 7:25:33 PM) User left click on "Page 19 content (edit)" in "Lab Template-User - Word"

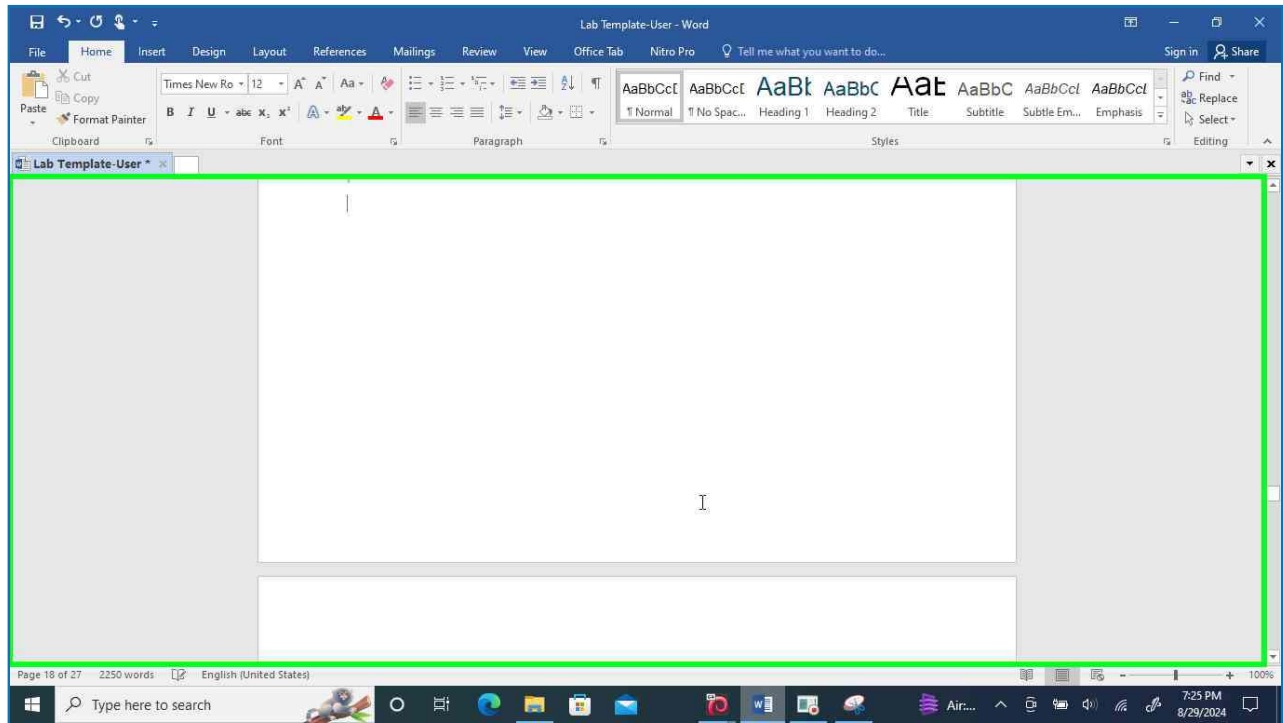


[Previous](#) [Next](#)

Step 234: (8/29/2024 7:25:34 PM) User keyboard input on "Lab Template-User (document)" in "Lab Template-User - Word" [Delete]

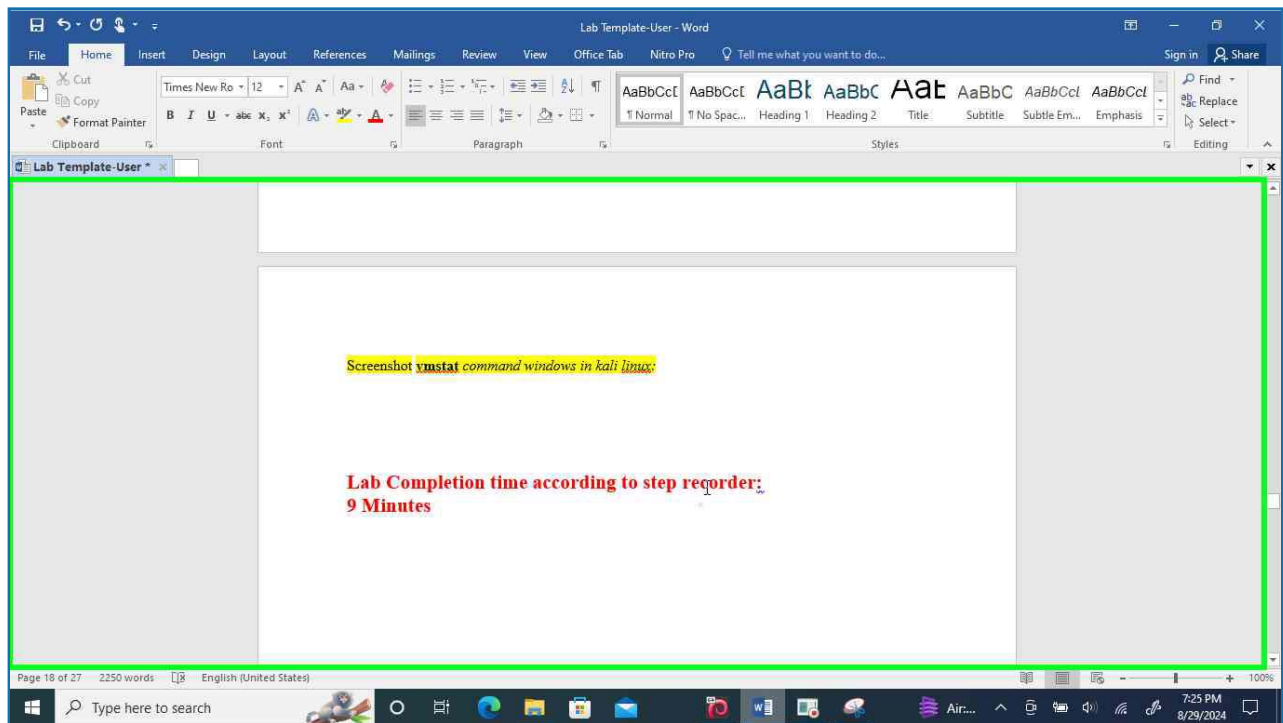
[Previous](#) [Next](#)

Step 235: (8/29/2024 7:25:35 PM) User mouse wheel down on "Page 18 content (edit)" in "Lab Template-User - Word"



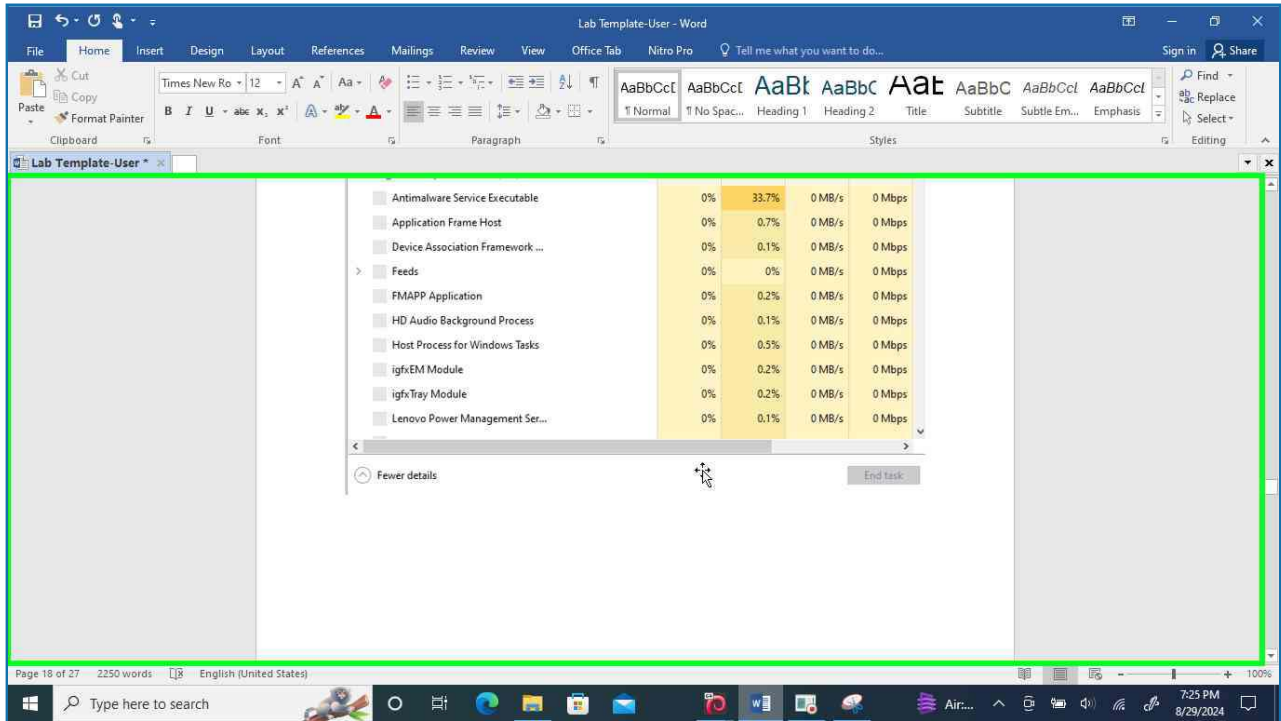
[Previous](#) [Next](#)

Step 236: (8/29/2024 7:25:36 PM) User mouse wheel up on "Page 19 content (edit)" in "Lab Template-User - Word"



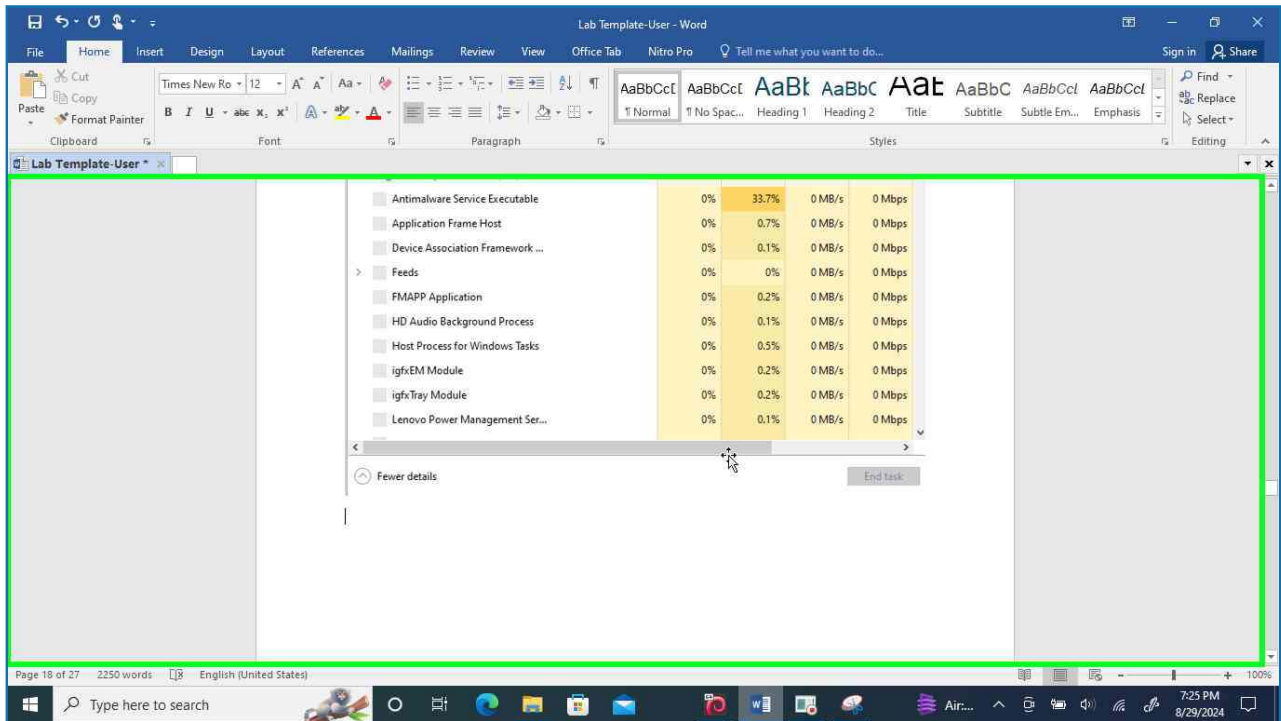
[Previous](#) [Next](#)

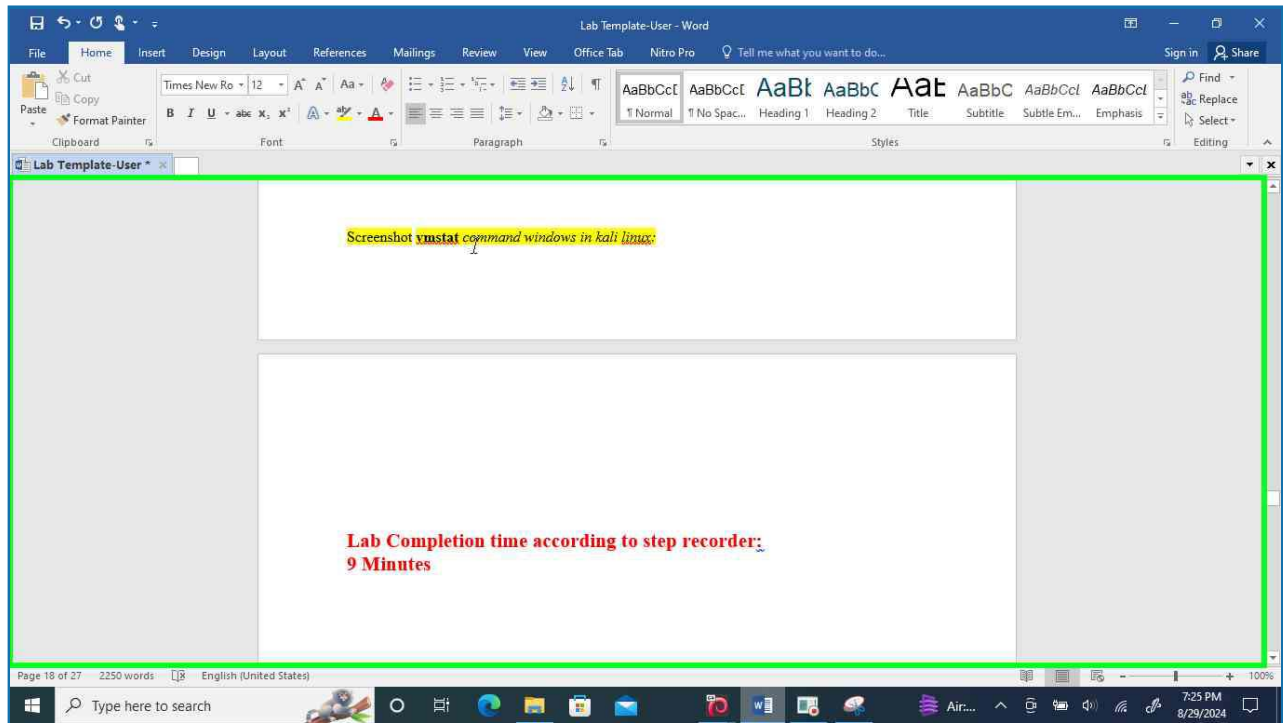
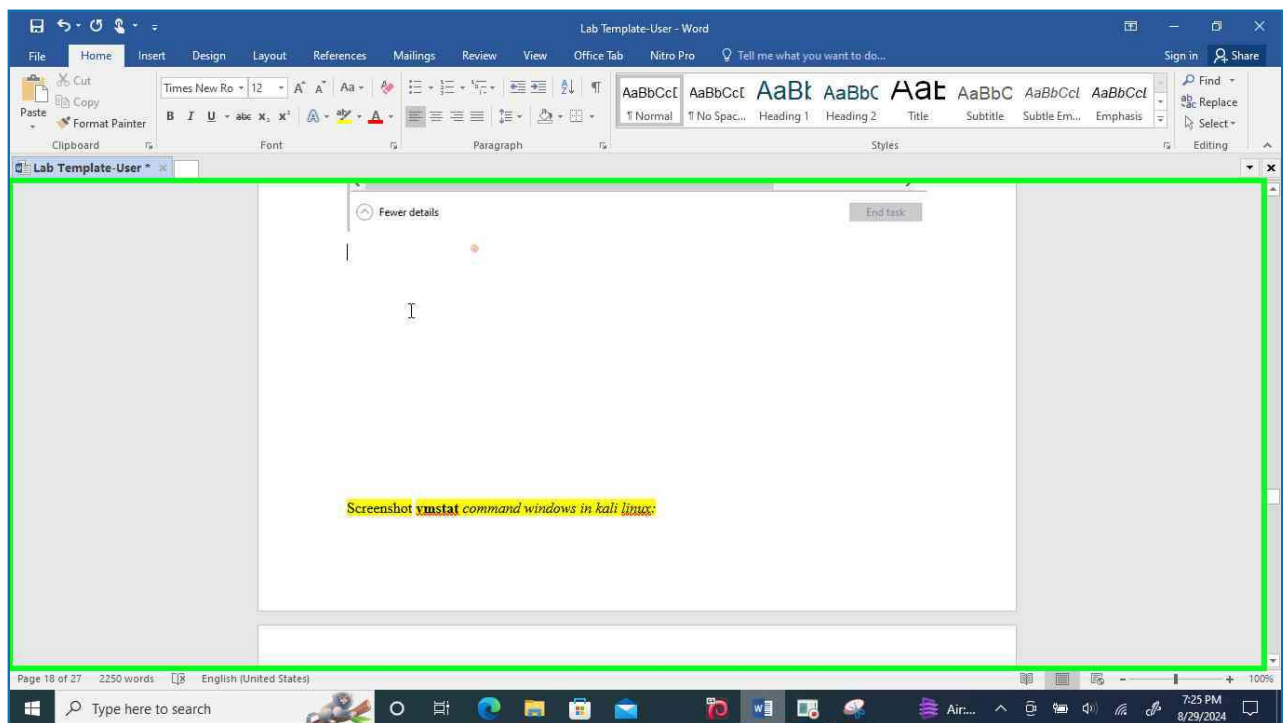
Step 237: (8/29/2024 7:25:38 PM) User keyboard input on "Lab Template-User (document)" in "Lab Template-User - Word" [Delete]



[Previous](#) [Next](#)

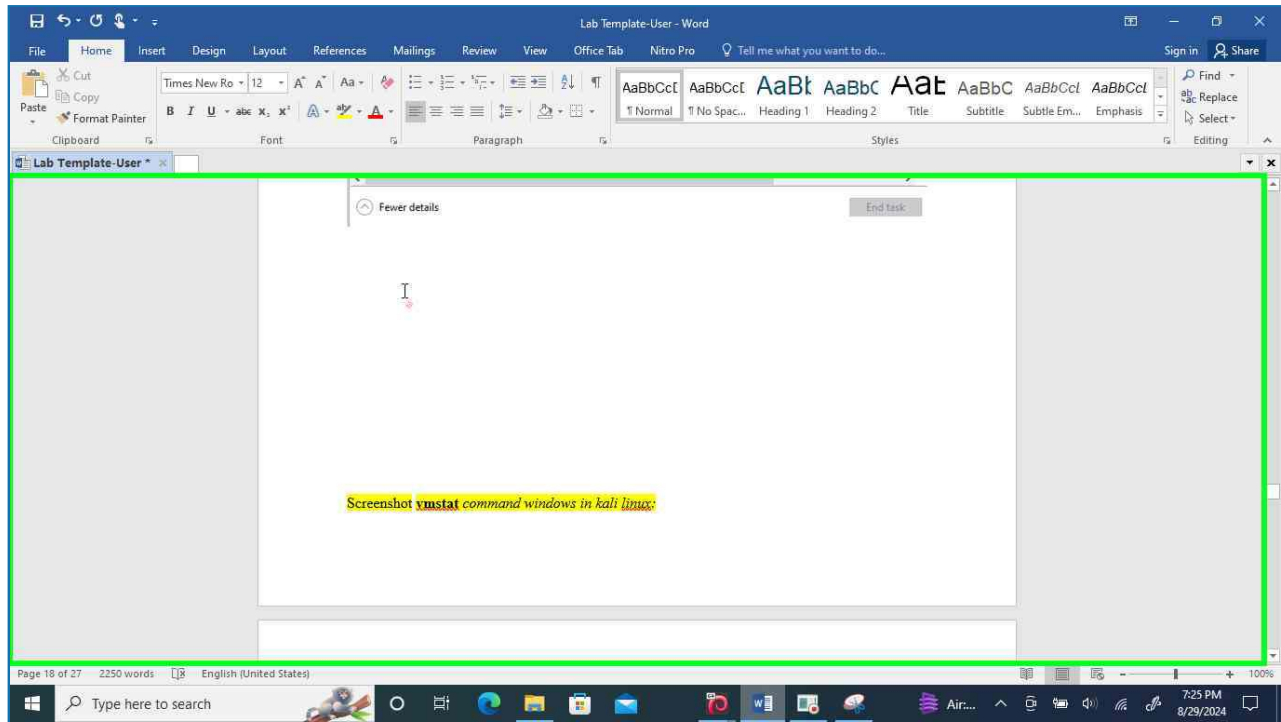
Step 238: (8/29/2024 7:25:39 PM) User mouse wheel down on "Page 18 content (edit)" in "Lab Template-User - Word"



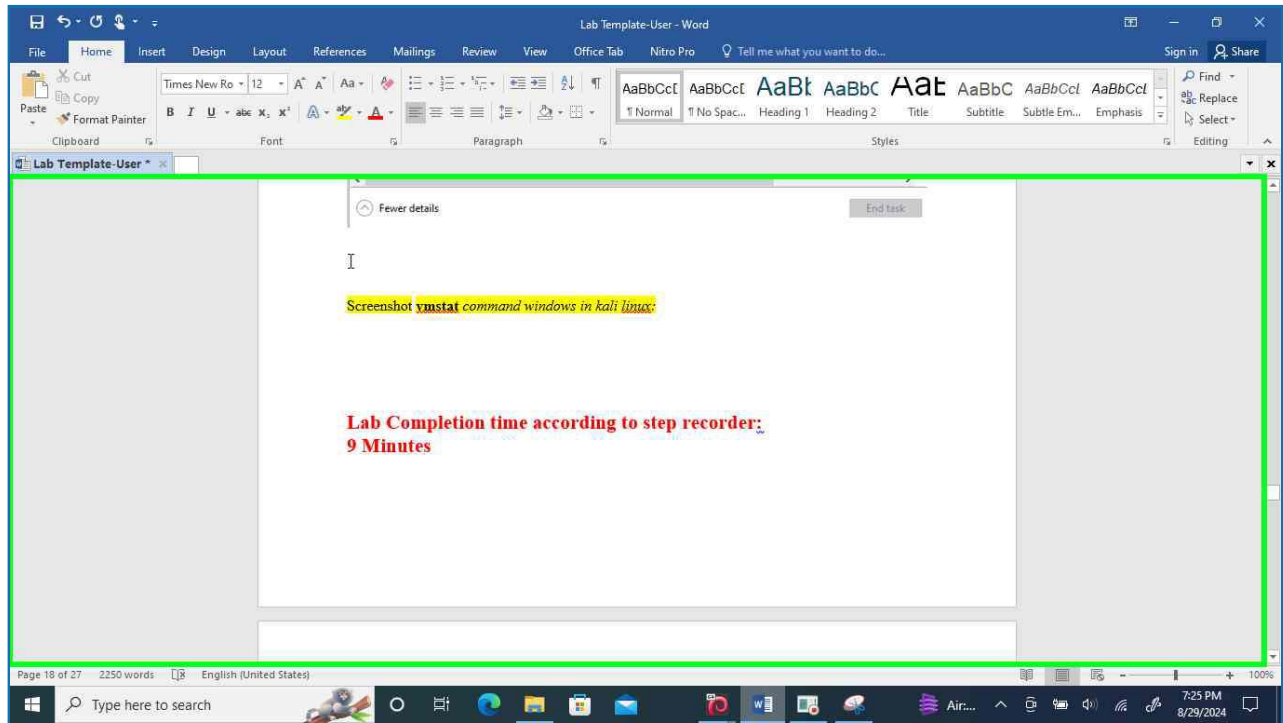
[Previous](#) [Next](#)**Step 239: (8/29/2024 7:25:40 PM)** User mouse wheel up on "Page 18 content (edit)" in "Lab Template-User - Word"[Previous](#) [Next](#)**Step 240: (8/29/2024 7:25:41 PM)** User left click on "Page 18 content (edit)" in "Lab Template-User - Word"

[Previous](#) [Next](#)

Step 241: (8/29/2024 7:25:42 PM) User keyboard input on "Lab Template-User (document)" in "Lab Template-User - Word" [Delete Delete Delete Delete Delete Delete Delete]

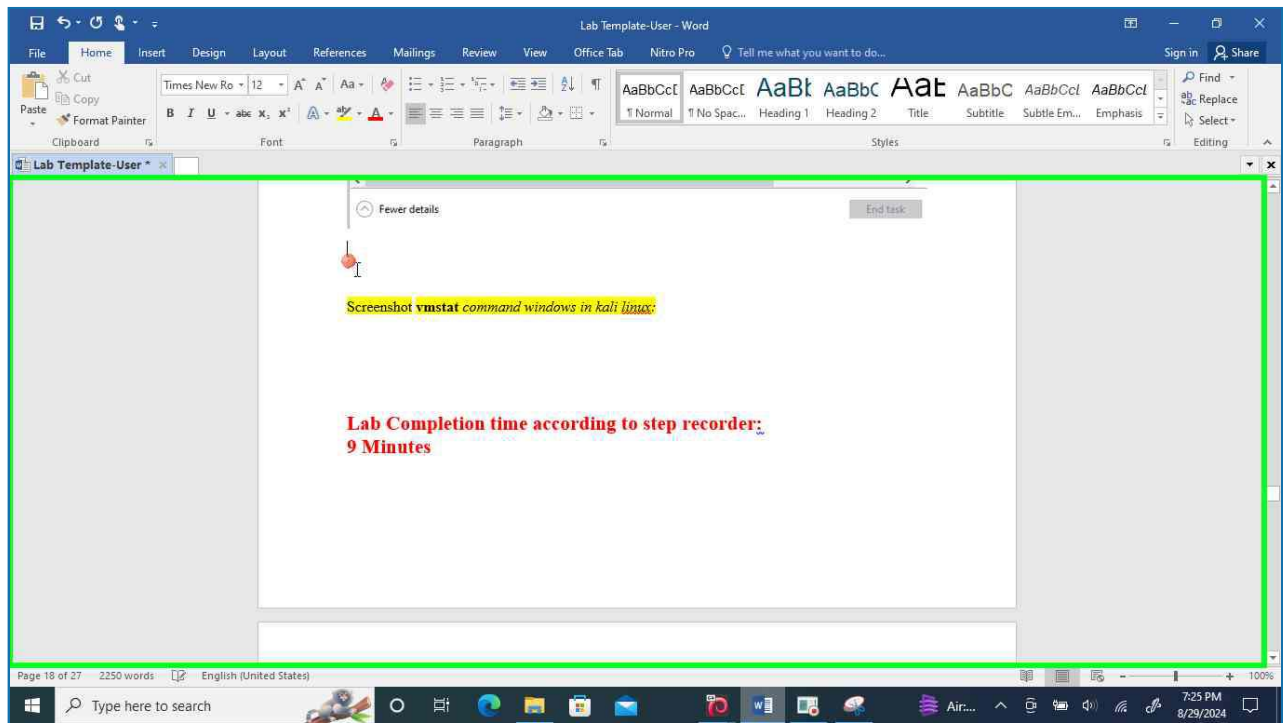
[Previous](#) [Next](#)

Step 242: (8/29/2024 7:25:44 PM) User left click on "Page 18 content (edit)" in "Lab Template-User - Word"



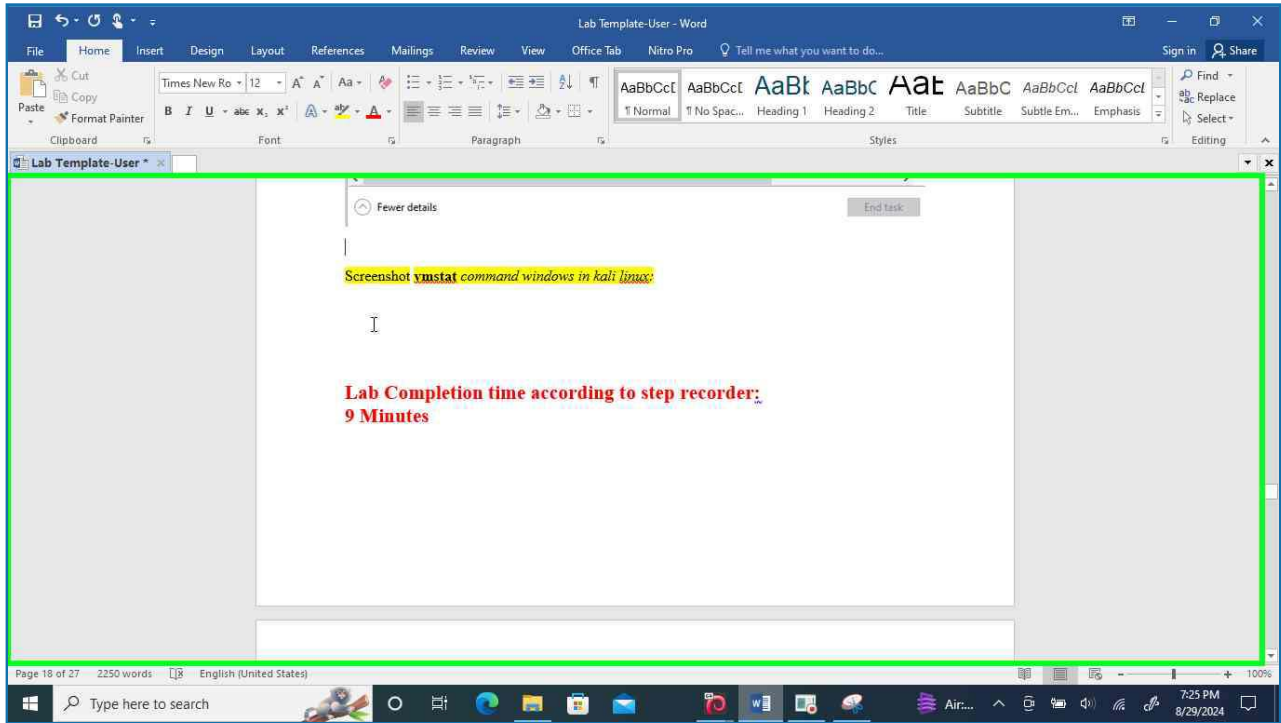
[Previous](#) [Next](#)

Step 243: (8/29/2024 7:25:44 PM) User keyboard input on "Lab Template-User (document)" in "Lab Template-User - Word" [Delete]



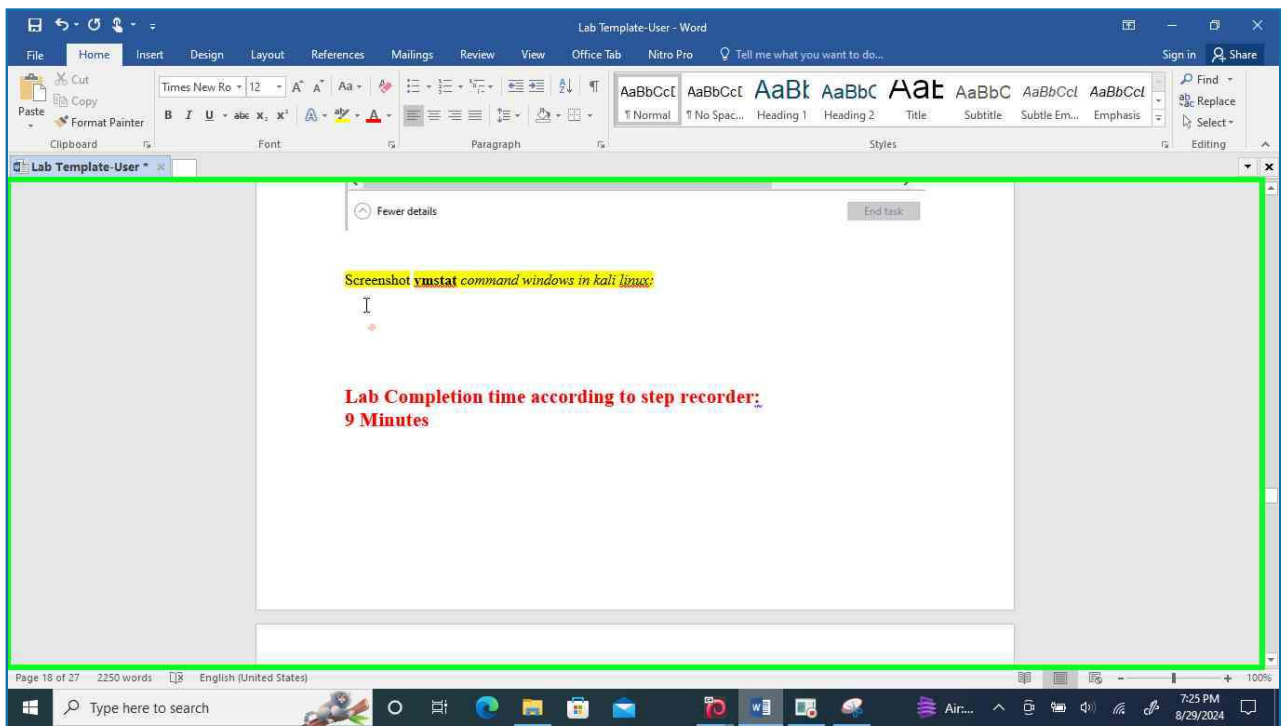
[Previous](#) [Next](#)

Step 244: (8/29/2024 7:25:45 PM) User left click on "Page 18 content (edit)" in "Lab Template-User - Word"



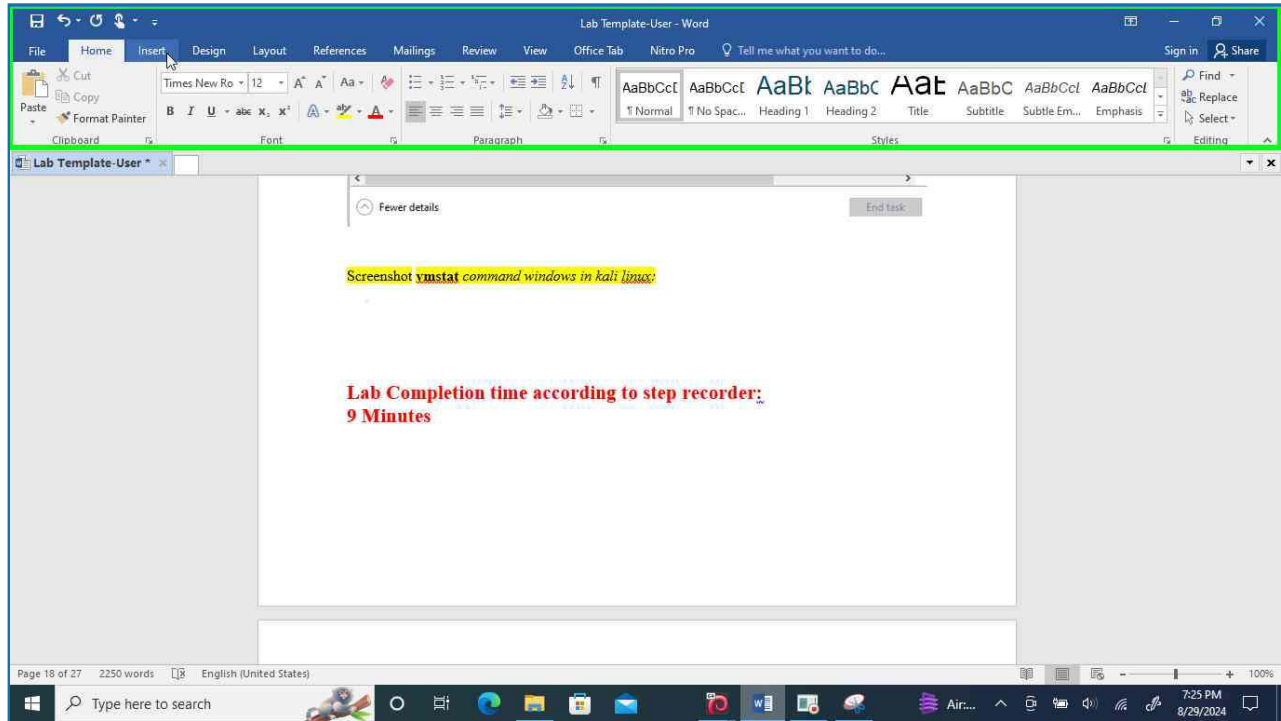
[Previous](#) [Next](#)

Step 245: (8/29/2024 7:25:46 PM) User left click on "Page 18 content (edit)" in "Lab Template-User - Word"

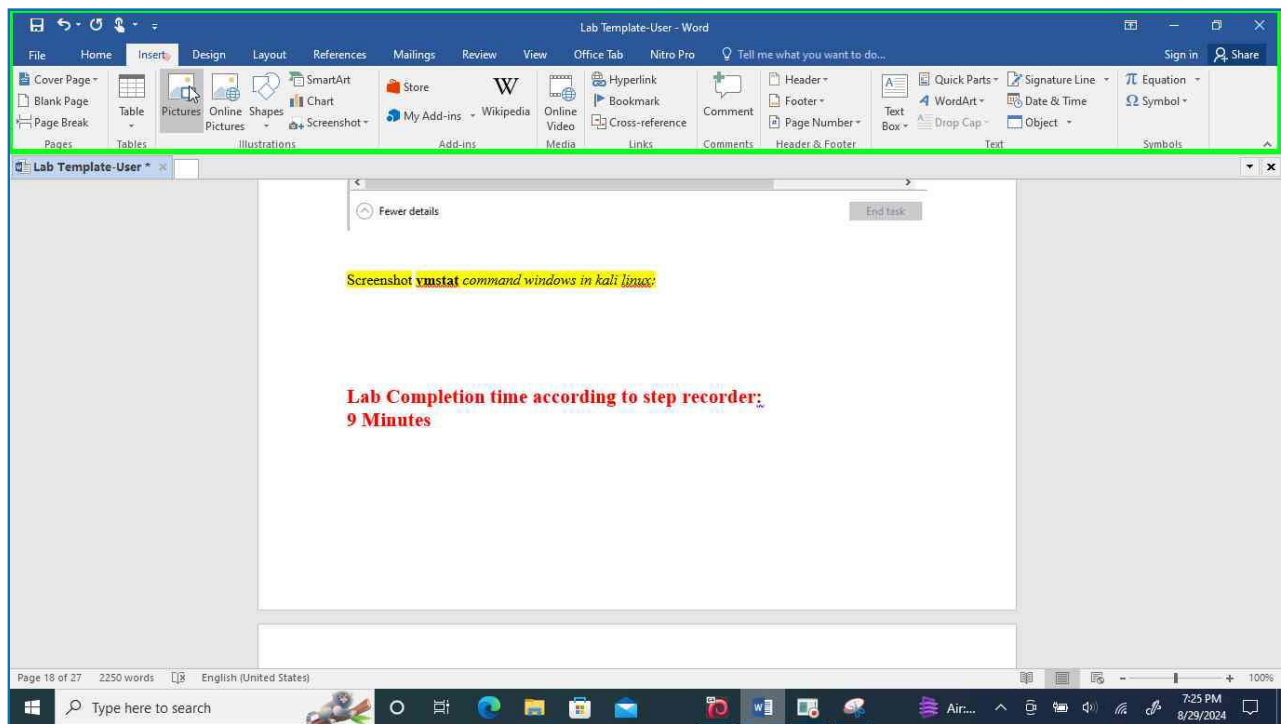


[Previous](#) [Next](#)

Step 246: (8/29/2024 7:25:47 PM) User left click on "Insert (Tab Item)" in "Lab Template-User - Word"

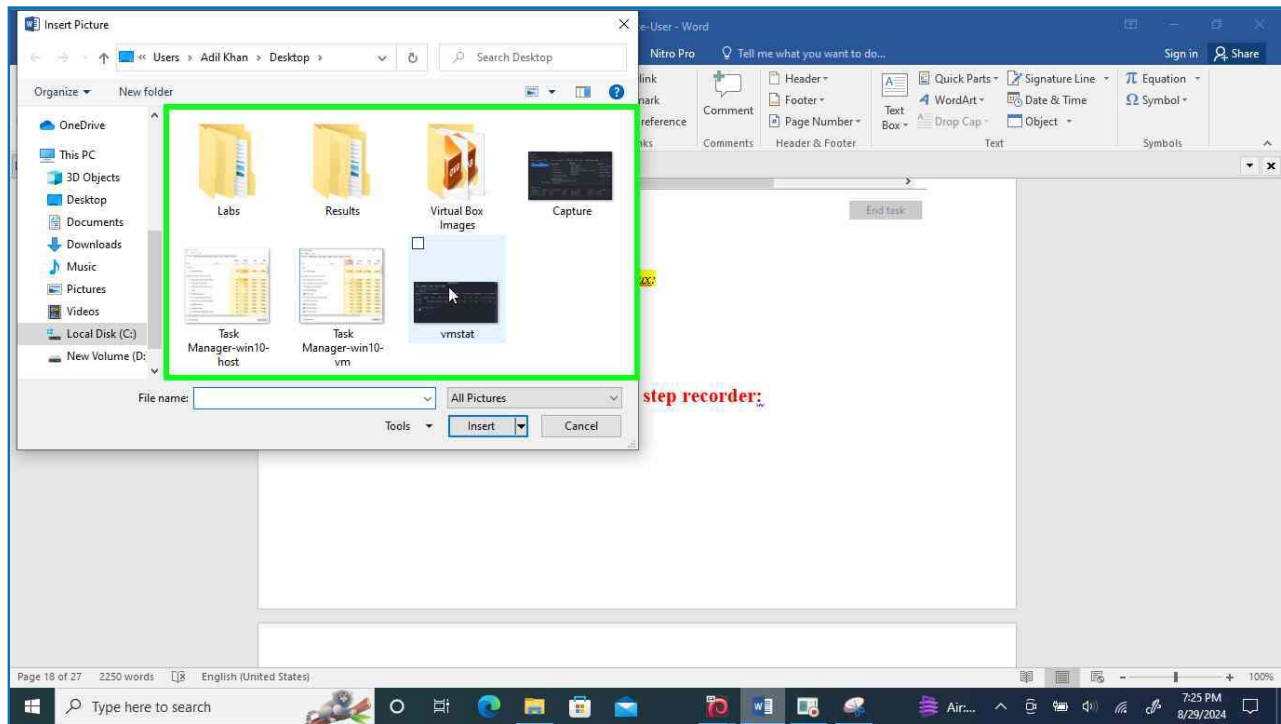
[Previous](#) [Next](#)

Step 247: (8/29/2024 7:25:48 PM) User left click on "Pictures... (Button)" in "Lab Template-User - Word"

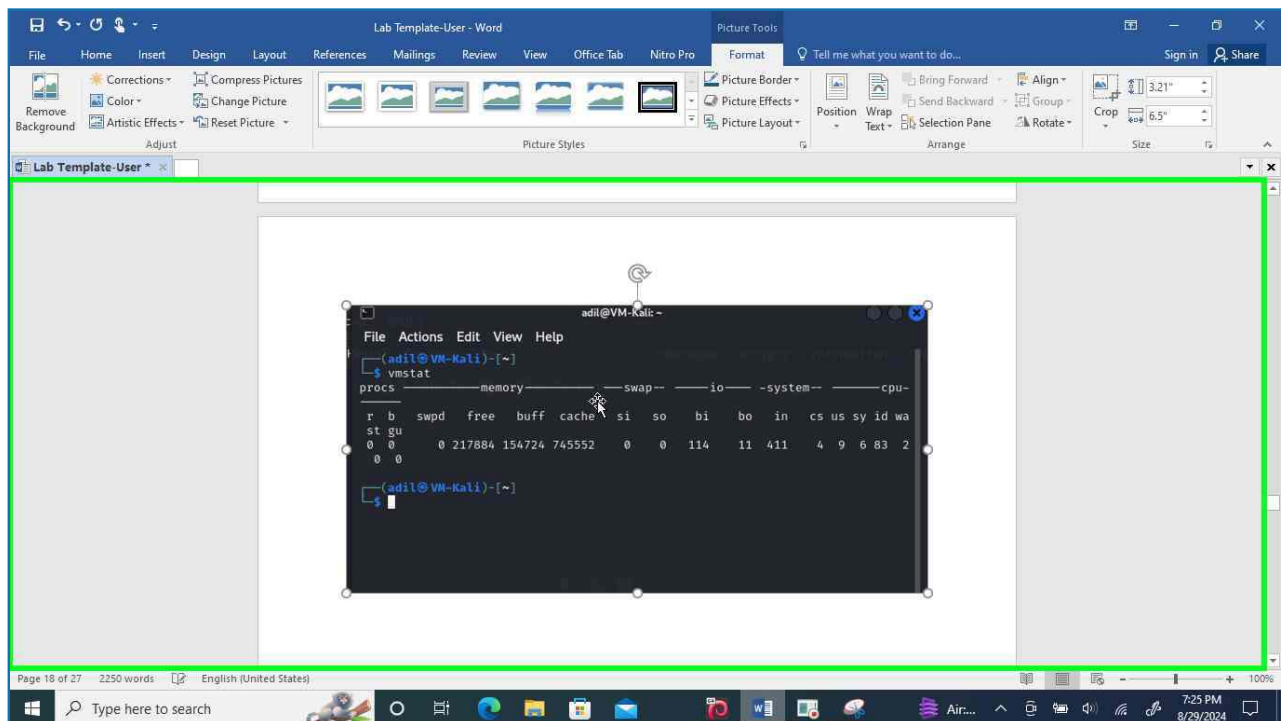


[Previous](#) [Next](#)

Step 248: (8/29/2024 7:25:50 PM) User left double click on "vmstat (list item)" in "Insert Picture"

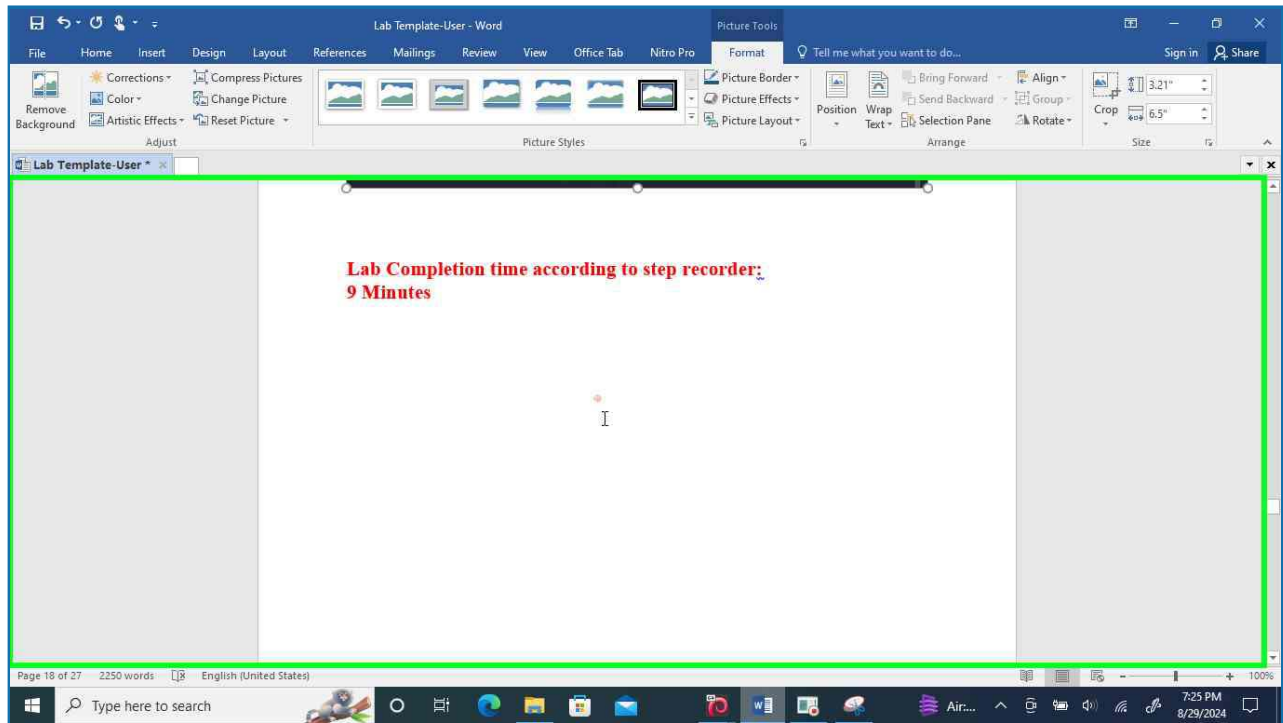

[Previous](#) [Next](#)

Step 249: (8/29/2024 7:25:52 PM) User mouse wheel down on "Page 19 content (edit)" in "Lab Template-User - Word"

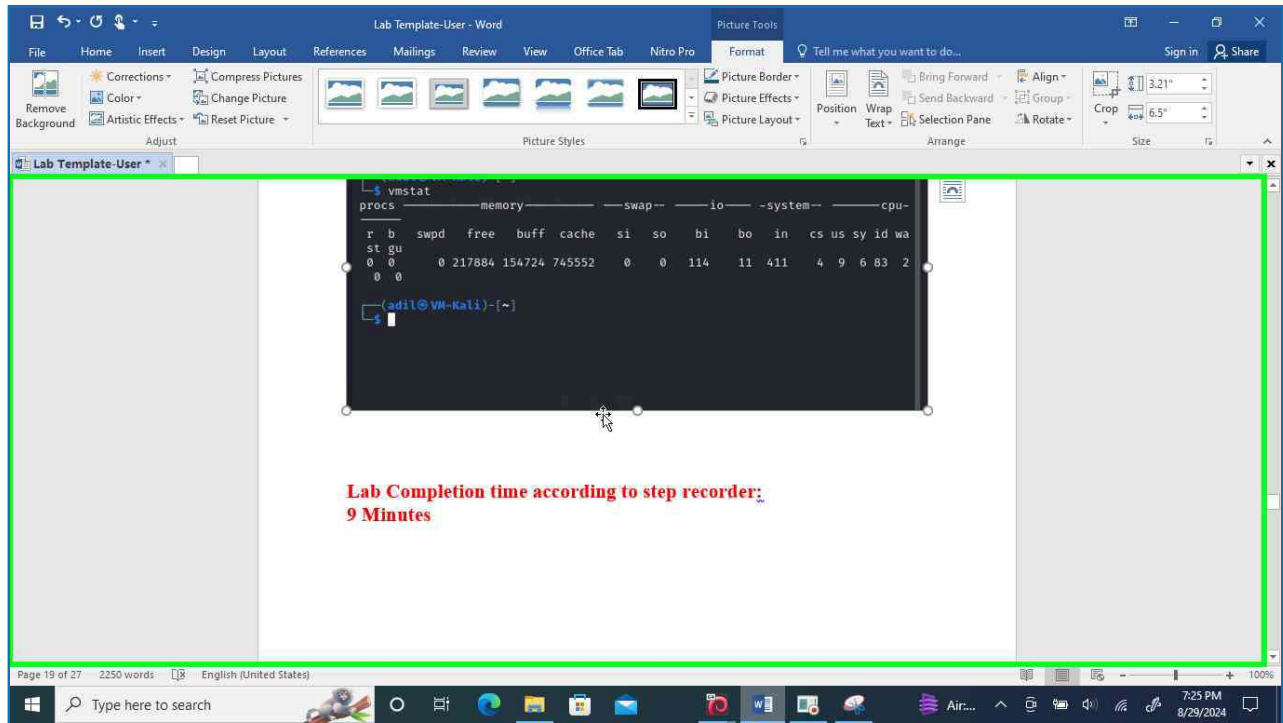


[Previous](#) [Next](#)

Step 250: (8/29/2024 7:25:53 PM) User mouse wheel up on "Page 19 content (edit)" in "Lab Template-User - Word"

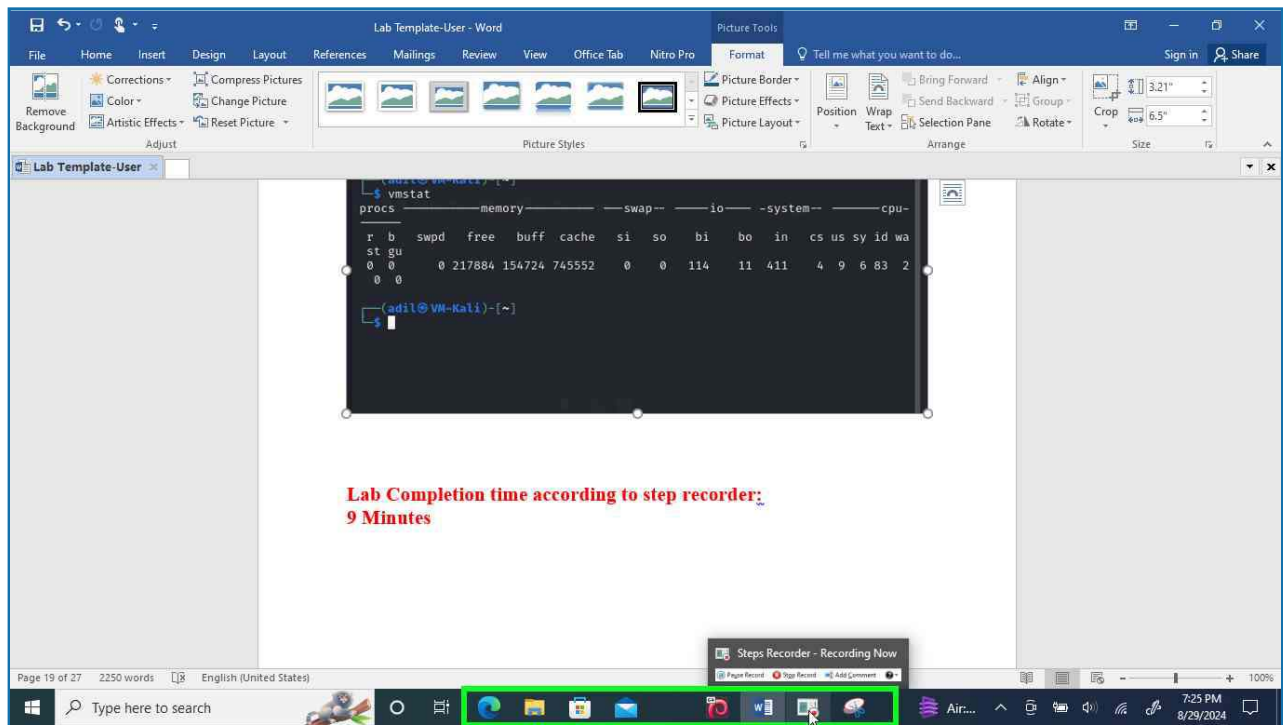
[Previous](#) [Next](#)

Step 251: (8/29/2024 7:25:54 PM) User keyboard input on "Lab Template-User (document)" in "Lab Template-User - Word" [... Ctrl-S]



[Previous](#)

Step 252: (8/29/2024 7:25:56 PM) User left click on "Steps Recorder - 1 running window (button)"



[Return to top of page...](#)

Additional Details

The following section contains the additional details that were recorded.

These details help accurately identify the programs and UI you used in this recording.

This section may contain text that is internal to programs that only very advanced users or programmers may understand.

Please review these details to ensure that they do not contain any information that you would not like others to see.

Recording Session: 8/29/2024 7:14:33 PM - 7:25:58 PM

Recorded Steps: 252, Missed Steps: 1, Other Errors: 0

Operating System: 19041.1.amd64fre.vb_release.191206-1406 10.0.0.0.2.48

Step 1: User left click on "VirtualBox Virtual Machine - 2 running windows (menu item)"

Program: Windows Explorer, 10.0.19041.1620 (WinBuild.160101.0800), Microsoft Corporation, EXPLORER.EXE, EXPLORER.EXE

UI Elements: VirtualBox Virtual Machine - 2 running windows, Running applications, MSTaskListWClass, Running applications, MSTaskSwWClass, ReBarWindow32, Taskbar, Shell_TrayWnd

Step 2: User left click on "Windows10 [Running] - Oracle VM VirtualBox (list item)"

Program: Windows Explorer, 10.0.19041.1620 (WinBuild.160101.0800), Microsoft Corporation, EXPLORER.EXE, EXPLORER.EXE

UI Elements: Windows10 [Running] - Oracle VM VirtualBox, Task Switcher, TaskListThumbnailWnd

Step 3: User left click on "VirtualBox Virtual Machine - 2 running windows (menu item)"

Program: Windows Explorer, 10.0.19041.1620 (WinBuild.160101.0800), Microsoft Corporation, EXPLORER.EXE, EXPLORER.EXE

UI Elements: VirtualBox Virtual Machine - 2 running windows, Running applications, MSTaskListWClass, Running applications, MSTaskSwWClass, ReBarWindow32, Taskbar, Shell_TrayWnd

Step 4: User left click on "kali-linux-2024.2-virtualbox-amd64 [Running] - Oracle VM VirtualBox (list item)"

Program: Windows Explorer, 10.0.19041.1620 (WinBuild.160101.0800), Microsoft Corporation, EXPLORER.EXE, EXPLORER.EXE

UI Elements: kali-linux-2024.2-virtualbox-amd64 [Running] - Oracle VM VirtualBox, Task Switcher, TaskListThumbnailWnd

Step 5: User left click on "Word 2016 - 1 running window (button)"

Program: Windows Explorer, 10.0.19041.1620 (WinBuild.160101.0800), Microsoft Corporation, EXPLORER.EXE, EXPLORER.EXE

UI Elements: Word 2016 - 1 running window, Running applications, MSTaskListWClass, Running applications, MSTaskSwWClass, ReBarWindow32, Taskbar, Shell_TrayWnd

Step 6: User left click on "Page 13 content (edit)" in "Lab Template-User - Word"

Program: Microsoft Word, 16.0.5452.1001, Microsoft Corporation, WINWORD.EXE /N C:\USERS\ADIL KHAN\DESKTOP\RESULTS\VB-STEPS RECORDER\EXPERIMENT-2\LAB TEMPLATE-USER.DOCX, WINWORD.EXE

UI Elements: Page 13 content, Page 13, Lab Template-User, _WwG, Lab Template-User, _WwB, _WwF, Lab Template-User - Word, OpusApp

Step 7: User mouse wheel down on "Page 13 content (edit)" in "Lab Template-User - Word"

Program: Microsoft Word, 16.0.5452.1001, Microsoft Corporation, WINWORD.EXE /N C:\USERS\ADIL KHAN\DESKTOP\RESULTS\VB-STEPS RECORDER\EXPERIMENT-2\LAB TEMPLATE-USER.DOCX, WINWORD.EXE

UI Elements: Page 13 content, Page 13, Lab Template-User, _WwG, Lab Template-User, _WwB, _WwF, Lab Template-User - Word, OpusApp

Step 8: User mouse drag start on "Page 13 content (edit)" in "Lab Template-User - Word"

Program: Microsoft Word, 16.0.5452.1001, Microsoft Corporation, WINWORD.EXE /N C:\USERS\ADIL

KHAN\DESKTOP\RESULTS\VB- STEPS RECORDER\EXPERIMENT-2\LAB TEMPLATE-USER.DOCX, WINWORD.EXE

UI Elements: Page 13 content, Page 13, Lab Template-User, _WwG, Lab Template-User, _WwB, _WwF, Lab Template-User - Word, OpusApp

Step 9: User mouse drag end on "Page 13 content (edit)" in "Lab Template-User - Word"

Program: Microsoft Word, 16.0.5452.1001, Microsoft Corporation, WINWORD.EXE /N C:\USERS\ADIL

KHAN\DESKTOP\RESULTS\VB- STEPS RECORDER\EXPERIMENT-2\LAB TEMPLATE-USER.DOCX, WINWORD.EXE

UI Elements: Page 13 content, Page 13, Lab Template-User, _WwG, Lab Template-User, _WwB, _WwF, Lab Template-User - Word, OpusApp

Step 10: User keyboard input on "Lab Template-User (document)" in "Lab Template-User - Word" [... Ctrl-C]

Program: Microsoft Word, 16.0.5452.1001, Microsoft Corporation, WINWORD.EXE /N C:\USERS\ADIL

KHAN\DESKTOP\RESULTS\VB- STEPS RECORDER\EXPERIMENT-2\LAB TEMPLATE-USER.DOCX, WINWORD.EXE

UI Elements: Lab Template-User, _WwG, Lab Template-User, _WwB, _WwF, Lab Template-User - Word, OpusApp

Step 11: User left click on "Word 2016 - 1 running window (button)"

Program: Windows Explorer, 10.0.19041.1620 (WinBuild.160101.0800), Microsoft Corporation, EXPLORER.EXE,

EXPLORER.EXE

UI Elements: Word 2016 - 1 running window, Running applications, MSTaskListWClass, Running applications, MSTaskSwWClass, ReBarWindow32, Taskbar, Shell_TrayWnd

Step 12: User left click on "kali-linux-2024.2-virtualbox-amd64 [Running] - Oracle VM VirtualBox (window)" in "kali-linux-2024.2-virtualbox-amd64 [Running] - Oracle VM VirtualBox"

Program: VirtualBox Virtual Machine, 7.0.20.163906, Oracle and/or its affiliates, 60EAF78-4BDD-042D-2E72-

669728EFD737-SUPLIB-3RDCHILD --COMMENT KALI-LINUX-2024.2-VIRTUALBOX-AMD64 --STARTVM EB154BC0-6F1E-

472B-9654-495B0DBD4B34 --NO-STARTVM-ERRORMSGBOX --SUP-HARDENING-LOG=C:\USERS\ADIL

KHAN\VIRTUALBOX VMS\KALI-LINUX-2024.2-VIRTUALBOX-AMD64\LOGS\VBXHARDENING.LOG, VIRTUALBOXVM.EXE

UI Elements: QWidger, UIMachineViewNormal, QWidger, kali-linux-2024.2-virtualbox-amd64 [Running] - Oracle VM VirtualBox, UIMachineWindowNormal

Step 13: User left click on "Steps Recorder - 1 running window (button)"

Program: Windows Explorer, 10.0.19041.1620 (WinBuild.160101.0800), Microsoft Corporation, EXPLORER.EXE,

EXPLORER.EXE

UI Elements: Steps Recorder - 1 running window, Running applications, MSTaskListWClass, Running applications, MSTaskSwWClass, ReBarWindow32, Taskbar, Shell_TrayWnd

Step 14: User left click on "Steps Recorder - 1 running window (button)"

Program: Windows Explorer, 10.0.19041.1620 (WinBuild.160101.0800), Microsoft Corporation, EXPLORER.EXE,

EXPLORER.EXE

UI Elements: Steps Recorder - 1 running window, Running applications, MSTaskListWClass, Running applications, MSTaskSwWClass, ReBarWindow32, Taskbar, Shell_TrayWnd

Step 15: User right click on "kali-linux-2024.2-virtualbox-amd64 [Running] - Oracle VM VirtualBox (window)" in "kali-linux-2024.2-virtualbox-amd64 [Running] - Oracle VM VirtualBox"

Program: VirtualBox Virtual Machine, 7.0.20.163906, Oracle and/or its affiliates, 60EAF78-4BDD-042D-2E72-

669728EFD737-SUPLIB-3RDCHILD --COMMENT KALI-LINUX-2024.2-VIRTUALBOX-AMD64 --STARTVM EB154BC0-6F1E-

472B-9654-495B0DBD4B34 --NO-STARTVM-ERRORMSGBOX --SUP-HARDENING-LOG=C:\USERS\ADIL

KHAN\VIRTUALBOX VMS\KALI-LINUX-2024.2-VIRTUALBOX-AMD64\LOGS\VBXHARDENING.LOG, VIRTUALBOXVM.EXE

UI Elements: QWidger, UIMachineViewNormal, QWidger, kali-linux-2024.2-virtualbox-amd64 [Running] - Oracle VM VirtualBox, UIMachineWindowNormal

Step 16: User left click on "kali-linux-2024.2-virtualbox-amd64 [Running] - Oracle VM VirtualBox (window)" in "kali-linux-2024.2-virtualbox-amd64 [Running] - Oracle VM VirtualBox"

Program: VirtualBox Virtual Machine, 7.0.20.163906, Oracle and/or its affiliates, 60EAF78-4BDD-042D-2E72-669728EFD737-SUPLIB-3RDCHILD --COMMENT KALI-LINUX-2024.2-VIRTUALBOX-AMD64 --STARTVM EB154BC0-6F1E-472B-9654-495B0DBD4B34 --NO-STARTVM-ERRORMSGBOX --SUP-HARDENING-LOG=C:\USERS\ADIL KHAN\VIRTUALBOX VMS\KALI-LINUX-2024.2-VIRTUALBOX-AMD64\LOGS\VBOXHARDENING.LOG, VIRTUALBOXVM.EXE
UI Elements: QWidget, UIMachineViewNormal, QWidget, kali-linux-2024.2-virtualbox-amd64 [Running] - Oracle VM VirtualBox, UIMachineWindowNormal

Step 17: User keyboard input on "kali-linux-2024.2-virtualbox-amd64 [Running] - Oracle VM VirtualBox (window)" in "kali-linux-2024.2-virtualbox-amd64 [Running] - Oracle VM VirtualBox" [... Shift-Shift]

Program: VirtualBox Virtual Machine, 7.0.20.163906, Oracle and/or its affiliates, 60EAF78-4BDD-042D-2E72-669728EFD737-SUPLIB-3RDCHILD --COMMENT KALI-LINUX-2024.2-VIRTUALBOX-AMD64 --STARTVM EB154BC0-6F1E-472B-9654-495B0DBD4B34 --NO-STARTVM-ERRORMSGBOX --SUP-HARDENING-LOG=C:\USERS\ADIL KHAN\VIRTUALBOX VMS\KALI-LINUX-2024.2-VIRTUALBOX-AMD64\LOGS\VBOXHARDENING.LOG, VIRTUALBOXVM.EXE
UI Elements: kali-linux-2024.2-virtualbox-amd64 [Running] - Oracle VM VirtualBox, UIMachineWindowNormal

Step 18: User left click on "Word 2016 - 1 running window (button)"

Program: Windows Explorer, 10.0.19041.1620 (WinBuild.160101.0800), Microsoft Corporation, EXPLORER.EXE, EXPLORER.EXE
UI Elements: Word 2016 - 1 running window, Running applications, MSTaskListWClass, Running applications, MSTaskSwWClass, ReBarWindow32, Taskbar, Shell_TrayWnd

Step 19: User mouse wheel down on "Page 13 content (edit)" in "Lab Template-User - Word"

Program: Microsoft Word, 16.0.5452.1001, Microsoft Corporation, WINWORD.EXE /N C:\USERS\ADIL KHAN\DESKTOP\RESULTS\VB-STEPS RECORDER\EXPERIMENT-2\LAB TEMPLATE-USER.DOCX, WINWORD.EXE
UI Elements: Page 13 content, Page 13, Lab Template-User, _WwG, Lab Template-User, _WwB, _WwF, Lab Template-User - Word, OpusApp

Step 20: User mouse drag start on "Page 13 content (edit)" in "Lab Template-User - Word"

Program: Microsoft Word, 16.0.5452.1001, Microsoft Corporation, WINWORD.EXE /N C:\USERS\ADIL KHAN\DESKTOP\RESULTS\VB-STEPS RECORDER\EXPERIMENT-2\LAB TEMPLATE-USER.DOCX, WINWORD.EXE
UI Elements: Page 13 content, Page 13, Lab Template-User, _WwG, Lab Template-User, _WwB, _WwF, Lab Template-User - Word, OpusApp

Step 21: User mouse drag end on "Page 13 content (edit)" in "Lab Template-User - Word"

Program: Microsoft Word, 16.0.5452.1001, Microsoft Corporation, WINWORD.EXE /N C:\USERS\ADIL KHAN\DESKTOP\RESULTS\VB-STEPS RECORDER\EXPERIMENT-2\LAB TEMPLATE-USER.DOCX, WINWORD.EXE
UI Elements: Page 13 content, Page 13, Lab Template-User, _WwG, Lab Template-User, _WwB, _WwF, Lab Template-User - Word, OpusApp

Step 22: User mouse drag start on "Page 13 content (edit)" in "Lab Template-User - Word"

Program: Microsoft Word, 16.0.5452.1001, Microsoft Corporation, WINWORD.EXE /N C:\USERS\ADIL KHAN\DESKTOP\RESULTS\VB-STEPS RECORDER\EXPERIMENT-2\LAB TEMPLATE-USER.DOCX, WINWORD.EXE
UI Elements: Page 13 content, Page 13, Lab Template-User, _WwG, Lab Template-User, _WwB, _WwF, Lab Template-User - Word, OpusApp

Step 23: User mouse drag end on "Page 13 content (edit)" in "Lab Template-User - Word"

Program: Microsoft Word, 16.0.5452.1001, Microsoft Corporation, WINWORD.EXE /N C:\USERS\ADIL KHAN\DESKTOP\RESULTS\VB-STEPS RECORDER\EXPERIMENT-2\LAB TEMPLATE-USER.DOCX, WINWORD.EXE
UI Elements: Page 13 content, Page 13, Lab Template-User, _WwG, Lab Template-User, _WwB, _WwF, Lab Template-User - Word, OpusApp

Step 24: User left click on "Page 13 content (edit)" in "Lab Template-User - Word"

Program: Microsoft Word, 16.0.5452.1001, Microsoft Corporation, WINWORD.EXE /N C:\USERS\ADIL KHAN\DESKTOP\RESULTS\VB- STEPS RECORDER\EXPERIMENT-2\LAB TEMPLATE-USER.DOCX, WINWORD.EXE
UI Elements: Page 13 content, Page 13, Lab Template-User, _WwG, Lab Template-User, _WwB, _WwF, Lab Template-User - Word, OpusApp

Step 25: User left click on "VirtualBox Virtual Machine - 2 running windows (menu item)"
Program: Windows Explorer, 10.0.19041.1620 (WinBuild.160101.0800), Microsoft Corporation, EXPLORER.EXE, EXPLORER.EXE
UI Elements: VirtualBox Virtual Machine - 2 running windows, Running applications, MSTaskListWClass, Running applications, MSTaskSwWClass, ReBarWindow32, Taskbar, Shell_TrayWnd

Step 26: User left click on "kali-linux-2024.2-virtualbox-amd64 [Running] - Oracle VM VirtualBox (list item)"
Program: Windows Explorer, 10.0.19041.1620 (WinBuild.160101.0800), Microsoft Corporation, EXPLORER.EXE, EXPLORER.EXE
UI Elements: kali-linux-2024.2-virtualbox-amd64 [Running] - Oracle VM VirtualBox, Task Switcher, TaskListThumbnailWnd

Step 27: User left click on "kali-linux-2024.2-virtualbox-amd64 [Running] - Oracle VM VirtualBox (window)" in "kali-linux-2024.2-virtualbox-amd64 [Running] - Oracle VM VirtualBox"
Program: VirtualBox Virtual Machine, 7.0.20.163906, Oracle and/or its affiliates, 60EAF78-4BDD-042D-2E72-669728EFD737-SUPLIB-3RDCHILD --COMMENT KALI-LINUX-2024.2-VIRTUALBOX-AMD64 --STARTVM EB154BC0-6F1E-472B-9654-495B0DBD4B34 --NO-STARTVM-ERRORMSGBOX --SUP-HARDENING-LOG=C:\USERS\ADIL KHAN\VIRTUALBOX VMS\KALI-LINUX-2024.2-VIRTUALBOX-AMD64\LOGS\VBOXHARDENING.LOG, VIRTUALBOXVM.EXE
UI Elements: QWidget, UIMachineViewNormal, QWidget, kali-linux-2024.2-virtualbox-amd64 [Running] - Oracle VM VirtualBox, UIMachineWindowNormal

Step 28: User left click on "View (menu item)" in "kali-linux-2024.2-virtualbox-amd64 [Running] - Oracle VM VirtualBox"
Program: VirtualBox Virtual Machine, 7.0.20.163906, Oracle and/or its affiliates, 60EAF78-4BDD-042D-2E72-669728EFD737-SUPLIB-3RDCHILD --COMMENT KALI-LINUX-2024.2-VIRTUALBOX-AMD64 --STARTVM EB154BC0-6F1E-472B-9654-495B0DBD4B34 --NO-STARTVM-ERRORMSGBOX --SUP-HARDENING-LOG=C:\USERS\ADIL KHAN\VIRTUALBOX VMS\KALI-LINUX-2024.2-VIRTUALBOX-AMD64\LOGS\VBOXHARDENING.LOG, VIRTUALBOXVM.EXE
UI Elements: View, UIActionMenuRuntimeView, UIMenuBar, kali-linux-2024.2-virtualbox-amd64 [Running] - Oracle VM VirtualBox, UIMachineWindowNormal

Step 29: User left click on "Virtual Screen 1 (menu item)" in "VirtualBoxVM"
Program: VirtualBox Virtual Machine, 7.0.20.163906, Oracle and/or its affiliates, 60EAF78-4BDD-042D-2E72-669728EFD737-SUPLIB-3RDCHILD --COMMENT KALI-LINUX-2024.2-VIRTUALBOX-AMD64 --STARTVM EB154BC0-6F1E-472B-9654-495B0DBD4B34 --NO-STARTVM-ERRORMSGBOX --SUP-HARDENING-LOG=C:\USERS\ADIL KHAN\VIRTUALBOX VMS\KALI-LINUX-2024.2-VIRTUALBOX-AMD64\LOGS\VBOXHARDENING.LOG, VIRTUALBOXVM.EXE
UI Elements: Virtual Screen 1, QAction, UIMenu, View, UIActionMenuRuntimeView, UIMenuBar, kali-linux-2024.2-virtualbox-amd64 [Running] - Oracle VM VirtualBox, UIMachineWindowNormal

Step 30: User left click on "Resize to 1024x768 (menu item)" in "VirtualBoxVM"
Program: VirtualBox Virtual Machine, 7.0.20.163906, Oracle and/or its affiliates, 60EAF78-4BDD-042D-2E72-669728EFD737-SUPLIB-3RDCHILD --COMMENT KALI-LINUX-2024.2-VIRTUALBOX-AMD64 --STARTVM EB154BC0-6F1E-472B-9654-495B0DBD4B34 --NO-STARTVM-ERRORMSGBOX --SUP-HARDENING-LOG=C:\USERS\ADIL KHAN\VIRTUALBOX VMS\KALI-LINUX-2024.2-VIRTUALBOX-AMD64\LOGS\VBOXHARDENING.LOG, VIRTUALBOXVM.EXE
UI Elements: Resize to 1024x768, QAction, QMenu, Virtual Screen 1, QAction, UIMenu, View, UIActionMenuRuntimeView, UIMenuBar, kali-linux-2024.2-virtualbox-amd64 [Running] - Oracle VM VirtualBox, UIMachineWindowNormal

Step 31: User mouse drag start on "kali-linux-2024.2-virtualbox-amd64 [Running] - Oracle VM VirtualBox (window)" in "kali-linux-2024.2-virtualbox-amd64 [Running] - Oracle VM VirtualBox"
Program: VirtualBox Virtual Machine, 7.0.20.163906, Oracle and/or its affiliates, 60EAF78-4BDD-042D-2E72-669728EFD737-SUPLIB-3RDCHILD --COMMENT KALI-LINUX-2024.2-VIRTUALBOX-AMD64 --STARTVM EB154BC0-6F1E-472B-9654-495B0DBD4B34 --NO-STARTVM-ERRORMSGBOX --SUP-HARDENING-LOG=C:\USERS\ADIL

KHAN\VIRTUALBOX VMS\KALI-LINUX-2024.2-VIRTUALBOX-AMD64\LOGS\VBOXHARDENING.LOG, VIRTUALBOXVM.EXE
UI Elements: QScrollBar, QWidget, UIMachineViewNormal, QWidget, kali-linux-2024.2-virtualbox-amd64 [Running] - Oracle VM VirtualBox, UIMachineWindowNormal

Step 32: User mouse drag end on "kali-linux-2024.2-virtualbox-amd64 [Running] - Oracle VM VirtualBox (window)" in "kali-linux-2024.2-virtualbox-amd64 [Running] - Oracle VM VirtualBox"

Program: VirtualBox Virtual Machine, 7.0.20.163906, Oracle and/or its affiliates, 60EAF78-4BDD-042D-2E72-669728EFD737-SUPLIB-3RDCHILD --COMMENT KALI-LINUX-2024.2-VIRTUALBOX-AMD64 --STARTVM EB154BC0-6F1E-472B-9654-495B0DBD4B34 --NO-STARTVM-ERRORMSGBOX --SUP-HARDENING-LOG=C:\USERS\ADIL
KHAN\VIRTUALBOX VMS\KALI-LINUX-2024.2-VIRTUALBOX-AMD64\LOGS\VBOXHARDENING.LOG, VIRTUALBOXVM.EXE
UI Elements: QScrollBar, QWidget, UIMachineViewNormal, QWidget, kali-linux-2024.2-virtualbox-amd64 [Running] - Oracle VM VirtualBox, UIMachineWindowNormal

Step 33: User left click on "kali-linux-2024.2-virtualbox-amd64 [Running] - Oracle VM VirtualBox (window)" in "kali-linux-2024.2-virtualbox-amd64 [Running] - Oracle VM VirtualBox"

Program: VirtualBox Virtual Machine, 7.0.20.163906, Oracle and/or its affiliates, 60EAF78-4BDD-042D-2E72-669728EFD737-SUPLIB-3RDCHILD --COMMENT KALI-LINUX-2024.2-VIRTUALBOX-AMD64 --STARTVM EB154BC0-6F1E-472B-9654-495B0DBD4B34 --NO-STARTVM-ERRORMSGBOX --SUP-HARDENING-LOG=C:\USERS\ADIL
KHAN\VIRTUALBOX VMS\KALI-LINUX-2024.2-VIRTUALBOX-AMD64\LOGS\VBOXHARDENING.LOG, VIRTUALBOXVM.EXE
UI Elements: QWidget, UIMachineViewNormal, QWidget, kali-linux-2024.2-virtualbox-amd64 [Running] - Oracle VM VirtualBox, UIMachineWindowNormal

Step 34: User mouse drag start on "kali-linux-2024.2-virtualbox-amd64 [Running] - Oracle VM VirtualBox (window)" in "kali-linux-2024.2-virtualbox-amd64 [Running] - Oracle VM VirtualBox"

Program: VirtualBox Virtual Machine, 7.0.20.163906, Oracle and/or its affiliates, 60EAF78-4BDD-042D-2E72-669728EFD737-SUPLIB-3RDCHILD --COMMENT KALI-LINUX-2024.2-VIRTUALBOX-AMD64 --STARTVM EB154BC0-6F1E-472B-9654-495B0DBD4B34 --NO-STARTVM-ERRORMSGBOX --SUP-HARDENING-LOG=C:\USERS\ADIL
KHAN\VIRTUALBOX VMS\KALI-LINUX-2024.2-VIRTUALBOX-AMD64\LOGS\VBOXHARDENING.LOG, VIRTUALBOXVM.EXE
UI Elements: QScrollBar, QWidget, UIMachineViewNormal, QWidget, kali-linux-2024.2-virtualbox-amd64 [Running] - Oracle VM VirtualBox, UIMachineWindowNormal

Step 35: User mouse drag end on "kali-linux-2024.2-virtualbox-amd64 [Running] - Oracle VM VirtualBox (window)" in "kali-linux-2024.2-virtualbox-amd64 [Running] - Oracle VM VirtualBox"

Program: VirtualBox Virtual Machine, 7.0.20.163906, Oracle and/or its affiliates, 60EAF78-4BDD-042D-2E72-669728EFD737-SUPLIB-3RDCHILD --COMMENT KALI-LINUX-2024.2-VIRTUALBOX-AMD64 --STARTVM EB154BC0-6F1E-472B-9654-495B0DBD4B34 --NO-STARTVM-ERRORMSGBOX --SUP-HARDENING-LOG=C:\USERS\ADIL
KHAN\VIRTUALBOX VMS\KALI-LINUX-2024.2-VIRTUALBOX-AMD64\LOGS\VBOXHARDENING.LOG, VIRTUALBOXVM.EXE
UI Elements: QWidget, kali-linux-2024.2-virtualbox-amd64 [Running] - Oracle VM VirtualBox, UIMachineWindowNormal

Step 36: User left click on "kali-linux-2024.2-virtualbox-amd64 [Running] - Oracle VM VirtualBox (window)" in "kali-linux-2024.2-virtualbox-amd64 [Running] - Oracle VM VirtualBox"

Program: VirtualBox Virtual Machine, 7.0.20.163906, Oracle and/or its affiliates, 60EAF78-4BDD-042D-2E72-669728EFD737-SUPLIB-3RDCHILD --COMMENT KALI-LINUX-2024.2-VIRTUALBOX-AMD64 --STARTVM EB154BC0-6F1E-472B-9654-495B0DBD4B34 --NO-STARTVM-ERRORMSGBOX --SUP-HARDENING-LOG=C:\USERS\ADIL
KHAN\VIRTUALBOX VMS\KALI-LINUX-2024.2-VIRTUALBOX-AMD64\LOGS\VBOXHARDENING.LOG, VIRTUALBOXVM.EXE
UI Elements: QWidget, UIMachineViewNormal, QWidget, kali-linux-2024.2-virtualbox-amd64 [Running] - Oracle VM VirtualBox, UIMachineWindowNormal

Step 37: User left click on "VirtualBox Virtual Machine - 2 running windows (menu item)"

Program: Windows Explorer, 10.0.19041.1620 (WinBuild.160101.0800), Microsoft Corporation, EXPLORER.EXE, EXPLORER.EXE

UI Elements: VirtualBox Virtual Machine - 2 running windows, Running applications, MStaskListWClass, Running applications, MStaskSwWClass, ReBarWindow32, Taskbar, Shell_TrayWnd

Step 38: User left click on "Windows10 [Running] - Oracle VM VirtualBox (list item)"

Program: Windows Explorer, 10.0.19041.1620 (WinBuild.160101.0800), Microsoft Corporation, EXPLORER.EXE, EXPLORER.EXE

UI Elements: Windows10 [Running] - Oracle VM VirtualBox, Task Switcher, TaskListThumbnailWnd

Step 39: User left double click on "Windows10 [Running] - Oracle VM VirtualBox (window)" in "Windows10 [Running] - Oracle VM VirtualBox"

Program: VirtualBox Virtual Machine, 7.0.20.163906, Oracle and/or its affiliates, 60EAF78-4BDD-042D-2E72-669728EFD737-SUPLIB-3RDCHILD --COMMENT WINDOWS10 --STARTVM E8FD5E16-DD71-4120-B2D8-EE0BC32076A3 --NO-STARTVM-ERRORMSGBOX --SUP-HARDENING-LOG=C:\USERS\ADIL KHAN\VIRTUALBOX VMS\WINDOWS10 \LOGS\VBOXHARDENING.LOG, VIRTUALBOXVM.EXE

UI Elements: QWidget, UIMachineViewNormal, QWidget, Windows10 [Running] - Oracle VM VirtualBox, UIMachineWindowNormal

Step 40: User left double click on "Windows10 [Running] - Oracle VM VirtualBox (window)" in "Windows10 [Running] - Oracle VM VirtualBox"

Program: VirtualBox Virtual Machine, 7.0.20.163906, Oracle and/or its affiliates, 60EAF78-4BDD-042D-2E72-669728EFD737-SUPLIB-3RDCHILD --COMMENT WINDOWS10 --STARTVM E8FD5E16-DD71-4120-B2D8-EE0BC32076A3 --NO-STARTVM-ERRORMSGBOX --SUP-HARDENING-LOG=C:\USERS\ADIL KHAN\VIRTUALBOX VMS\WINDOWS10 \LOGS\VBOXHARDENING.LOG, VIRTUALBOXVM.EXE

UI Elements: QWidget, UIMachineViewNormal, QWidget, Windows10 [Running] - Oracle VM VirtualBox, UIMachineWindowNormal

Step 41: User left click on "Windows10 [Running] - Oracle VM VirtualBox (window)" in "Windows10 [Running] - Oracle VM VirtualBox"

Program: VirtualBox Virtual Machine, 7.0.20.163906, Oracle and/or its affiliates, 60EAF78-4BDD-042D-2E72-669728EFD737-SUPLIB-3RDCHILD --COMMENT WINDOWS10 --STARTVM E8FD5E16-DD71-4120-B2D8-EE0BC32076A3 --NO-STARTVM-ERRORMSGBOX --SUP-HARDENING-LOG=C:\USERS\ADIL KHAN\VIRTUALBOX VMS\WINDOWS10 \LOGS\VBOXHARDENING.LOG, VIRTUALBOXVM.EXE

UI Elements: QWidget, UIMachineViewNormal, QWidget, Windows10 [Running] - Oracle VM VirtualBox, UIMachineWindowNormal

Step 42: User left click on "Windows10 [Running] - Oracle VM VirtualBox (window)" in "Windows10 [Running] - Oracle VM VirtualBox"

Program: VirtualBox Virtual Machine, 7.0.20.163906, Oracle and/or its affiliates, 60EAF78-4BDD-042D-2E72-669728EFD737-SUPLIB-3RDCHILD --COMMENT WINDOWS10 --STARTVM E8FD5E16-DD71-4120-B2D8-EE0BC32076A3 --NO-STARTVM-ERRORMSGBOX --SUP-HARDENING-LOG=C:\USERS\ADIL KHAN\VIRTUALBOX VMS\WINDOWS10 \LOGS\VBOXHARDENING.LOG, VIRTUALBOXVM.EXE

UI Elements: QWidget, UIMachineViewNormal, QWidget, Windows10 [Running] - Oracle VM VirtualBox, UIMachineWindowNormal

Step 43: User mouse drag start on "Windows10 [Running] - Oracle VM VirtualBox (window)" in "Windows10 [Running] - Oracle VM VirtualBox"

Program: VirtualBox Virtual Machine, 7.0.20.163906, Oracle and/or its affiliates, 60EAF78-4BDD-042D-2E72-669728EFD737-SUPLIB-3RDCHILD --COMMENT WINDOWS10 --STARTVM E8FD5E16-DD71-4120-B2D8-EE0BC32076A3 --NO-STARTVM-ERRORMSGBOX --SUP-HARDENING-LOG=C:\USERS\ADIL KHAN\VIRTUALBOX VMS\WINDOWS10 \LOGS\VBOXHARDENING.LOG, VIRTUALBOXVM.EXE

UI Elements: QScrollBar, QWidget, UIMachineViewNormal, QWidget, Windows10 [Running] - Oracle VM VirtualBox, UIMachineWindowNormal

Step 44: User mouse drag end on "Windows10 [Running] - Oracle VM VirtualBox (window)" in "Windows10 [Running] - Oracle VM VirtualBox"

Program: VirtualBox Virtual Machine, 7.0.20.163906, Oracle and/or its affiliates, 60EAF78-4BDD-042D-2E72-669728EFD737-SUPLIB-3RDCHILD --COMMENT WINDOWS10 --STARTVM E8FD5E16-DD71-4120-B2D8-EE0BC32076A3

--NO-STARTVM-ERRORMSGBOX --SUP-HARDENING-LOG=C:\USERS\ADIL KHAN\VIRTUALBOX VMS\WINDOWS10 \LOGS\VBOXHARDENING.LOG, VIRTUALBOXVM.EXE
UI Elements: QScrollBar, QWidget, UIMachineViewNormal, QWidget, Windows10 [Running] - Oracle VM VirtualBox, UIMachineWindowNormal

Step 45: User left double click on "Windows10 [Running] - Oracle VM VirtualBox (window)" in "Windows10 [Running] - Oracle VM VirtualBox"

Program: VirtualBox Virtual Machine, 7.0.20.163906, Oracle and/or its affiliates, 60EAF78-4BDD-042D-2E72-669728EFD737-SUPLIB-3RDCHILD --COMMENT WINDOWS10 --STARTVM E8FD5E16-DD71-4120-B2D8-EE0BC32076A3 --NO-STARTVM-ERRORMSGBOX --SUP-HARDENING-LOG=C:\USERS\ADIL KHAN\VIRTUALBOX VMS\WINDOWS10 \LOGS\VBOXHARDENING.LOG, VIRTUALBOXVM.EXE
UI Elements: QScrollBar, QWidget, UIMachineViewNormal, QWidget, Windows10 [Running] - Oracle VM VirtualBox, UIMachineWindowNormal

Step 46: User left double click on "Windows10 [Running] - Oracle VM VirtualBox (window)" in "Windows10 [Running] - Oracle VM VirtualBox"

Program: VirtualBox Virtual Machine, 7.0.20.163906, Oracle and/or its affiliates, 60EAF78-4BDD-042D-2E72-669728EFD737-SUPLIB-3RDCHILD --COMMENT WINDOWS10 --STARTVM E8FD5E16-DD71-4120-B2D8-EE0BC32076A3 --NO-STARTVM-ERRORMSGBOX --SUP-HARDENING-LOG=C:\USERS\ADIL KHAN\VIRTUALBOX VMS\WINDOWS10 \LOGS\VBOXHARDENING.LOG, VIRTUALBOXVM.EXE
UI Elements: QWidget, UIMachineViewNormal, QWidget, Windows10 [Running] - Oracle VM VirtualBox, UIMachineWindowNormal

Step 47: User left click on "Windows10 [Running] - Oracle VM VirtualBox (window)" in "Windows10 [Running] - Oracle VM VirtualBox"

Program: VirtualBox Virtual Machine, 7.0.20.163906, Oracle and/or its affiliates, 60EAF78-4BDD-042D-2E72-669728EFD737-SUPLIB-3RDCHILD --COMMENT WINDOWS10 --STARTVM E8FD5E16-DD71-4120-B2D8-EE0BC32076A3 --NO-STARTVM-ERRORMSGBOX --SUP-HARDENING-LOG=C:\USERS\ADIL KHAN\VIRTUALBOX VMS\WINDOWS10 \LOGS\VBOXHARDENING.LOG, VIRTUALBOXVM.EXE
UI Elements: QWidget, UIMachineViewNormal, QWidget, Windows10 [Running] - Oracle VM VirtualBox, UIMachineWindowNormal

Step 48: User mouse drag start on "Windows10 [Running] - Oracle VM VirtualBox (window)" in "Windows10 [Running] - Oracle VM VirtualBox"

Program: VirtualBox Virtual Machine, 7.0.20.163906, Oracle and/or its affiliates, 60EAF78-4BDD-042D-2E72-669728EFD737-SUPLIB-3RDCHILD --COMMENT WINDOWS10 --STARTVM E8FD5E16-DD71-4120-B2D8-EE0BC32076A3 --NO-STARTVM-ERRORMSGBOX --SUP-HARDENING-LOG=C:\USERS\ADIL KHAN\VIRTUALBOX VMS\WINDOWS10 \LOGS\VBOXHARDENING.LOG, VIRTUALBOXVM.EXE
UI Elements: QScrollBar, QWidget, UIMachineViewNormal, QWidget, Windows10 [Running] - Oracle VM VirtualBox, UIMachineWindowNormal

Step 49: User mouse drag end on "Windows10 [Running] - Oracle VM VirtualBox (window)" in "Windows10 [Running] - Oracle VM VirtualBox"

Program: VirtualBox Virtual Machine, 7.0.20.163906, Oracle and/or its affiliates, 60EAF78-4BDD-042D-2E72-669728EFD737-SUPLIB-3RDCHILD --COMMENT WINDOWS10 --STARTVM E8FD5E16-DD71-4120-B2D8-EE0BC32076A3 --NO-STARTVM-ERRORMSGBOX --SUP-HARDENING-LOG=C:\USERS\ADIL KHAN\VIRTUALBOX VMS\WINDOWS10 \LOGS\VBOXHARDENING.LOG, VIRTUALBOXVM.EXE
UI Elements: QScrollBar, QWidget, UIMachineViewNormal, QWidget, Windows10 [Running] - Oracle VM VirtualBox, UIMachineWindowNormal

Step 50: User right click on "Windows10 [Running] - Oracle VM VirtualBox (window)" in "Windows10 [Running] - Oracle VM VirtualBox"

Program: VirtualBox Virtual Machine, 7.0.20.163906, Oracle and/or its affiliates, 60EAF78-4BDD-042D-2E72-669728EFD737-SUPLIB-3RDCHILD --COMMENT WINDOWS10 --STARTVM E8FD5E16-DD71-4120-B2D8-EE0BC32076A3

--NO-STARTVM-ERRORMSGBOX --SUP-HARDENING-LOG=C:\USERS\ADIL KHAN\VIRTUALBOX VMS\WINDOWS10
\LOGS\VBOXHARDENING.LOG, VIRTUALBOXVM.EXE
UI Elements: QWidget, UIMachineViewNormal, QWidget, Windows10 [Running] - Oracle VM VirtualBox,
UIMachineWindowNormal

Step 51: User left click on "Windows10 [Running] - Oracle VM VirtualBox (window)" in "Windows10 [Running] - Oracle VM
VirtualBox"

Program: VirtualBox Virtual Machine, 7.0.20.163906, Oracle and/or its affiliates, 60EAF78-4BDD-042D-2E72-
669728EFD737-SUPLIB-3RDCHILD --COMMENT WINDOWS10 --STARTVM E8FD5E16-DD71-4120-B2D8-EE0BC32076A3
--NO-STARTVM-ERRORMSGBOX --SUP-HARDENING-LOG=C:\USERS\ADIL KHAN\VIRTUALBOX VMS\WINDOWS10
\LOGS\VBOXHARDENING.LOG, VIRTUALBOXVM.EXE
UI Elements: QWidget, UIMachineViewNormal, QWidget, Windows10 [Running] - Oracle VM VirtualBox,
UIMachineWindowNormal

Step 52: User right click on "Windows10 [Running] - Oracle VM VirtualBox (window)" in "Windows10 [Running] - Oracle
VM VirtualBox"

Program: VirtualBox Virtual Machine, 7.0.20.163906, Oracle and/or its affiliates, 60EAF78-4BDD-042D-2E72-
669728EFD737-SUPLIB-3RDCHILD --COMMENT WINDOWS10 --STARTVM E8FD5E16-DD71-4120-B2D8-EE0BC32076A3
--NO-STARTVM-ERRORMSGBOX --SUP-HARDENING-LOG=C:\USERS\ADIL KHAN\VIRTUALBOX VMS\WINDOWS10
\LOGS\VBOXHARDENING.LOG, VIRTUALBOXVM.EXE
UI Elements: QWidget, UIMachineViewNormal, QWidget, Windows10 [Running] - Oracle VM VirtualBox,
UIMachineWindowNormal

Step 53: User left click on "Windows10 [Running] - Oracle VM VirtualBox (window)" in "Windows10 [Running] - Oracle VM
VirtualBox"

Program: VirtualBox Virtual Machine, 7.0.20.163906, Oracle and/or its affiliates, 60EAF78-4BDD-042D-2E72-
669728EFD737-SUPLIB-3RDCHILD --COMMENT WINDOWS10 --STARTVM E8FD5E16-DD71-4120-B2D8-EE0BC32076A3
--NO-STARTVM-ERRORMSGBOX --SUP-HARDENING-LOG=C:\USERS\ADIL KHAN\VIRTUALBOX VMS\WINDOWS10
\LOGS\VBOXHARDENING.LOG, VIRTUALBOXVM.EXE
UI Elements: QWidget, UIMachineViewNormal, QWidget, Windows10 [Running] - Oracle VM VirtualBox,
UIMachineWindowNormal

Step 54: User right click on "Windows10 [Running] - Oracle VM VirtualBox (window)" in "Windows10 [Running] - Oracle
VM VirtualBox"

Program: VirtualBox Virtual Machine, 7.0.20.163906, Oracle and/or its affiliates, 60EAF78-4BDD-042D-2E72-
669728EFD737-SUPLIB-3RDCHILD --COMMENT WINDOWS10 --STARTVM E8FD5E16-DD71-4120-B2D8-EE0BC32076A3
--NO-STARTVM-ERRORMSGBOX --SUP-HARDENING-LOG=C:\USERS\ADIL KHAN\VIRTUALBOX VMS\WINDOWS10
\LOGS\VBOXHARDENING.LOG, VIRTUALBOXVM.EXE
UI Elements: QWidget, UIMachineViewNormal, QWidget, Windows10 [Running] - Oracle VM VirtualBox,
UIMachineWindowNormal

Step 55: User left click on "Windows10 [Running] - Oracle VM VirtualBox (window)" in "Windows10 [Running] - Oracle VM
VirtualBox"

Program: VirtualBox Virtual Machine, 7.0.20.163906, Oracle and/or its affiliates, 60EAF78-4BDD-042D-2E72-
669728EFD737-SUPLIB-3RDCHILD --COMMENT WINDOWS10 --STARTVM E8FD5E16-DD71-4120-B2D8-EE0BC32076A3
--NO-STARTVM-ERRORMSGBOX --SUP-HARDENING-LOG=C:\USERS\ADIL KHAN\VIRTUALBOX VMS\WINDOWS10
\LOGS\VBOXHARDENING.LOG, VIRTUALBOXVM.EXE
UI Elements: QWidget, UIMachineViewNormal, QWidget, Windows10 [Running] - Oracle VM VirtualBox,
UIMachineWindowNormal

Step 56: User left click on "Snipping Tool - 1 running window (button)"

Program: Windows Explorer, 10.0.19041.1620 (WinBuild.160101.0800), Microsoft Corporation, EXPLORER.EXE,
EXPLORER.EXE
UI Elements: Snipping Tool - 1 running window, Running applications, MSTaskListWClass, Running applications,

MSTaskSwWClass, ReBarWindow32, Taskbar, Shell_TrayWnd

Step 57: User left click on "New (button)" in "Snipping Tool"

Program: Snipping Tool, 10.0.19041.1 (WinBuild.160101.0800), Microsoft Corporation, SNIPPINGTOOL.EXE, SNIPPINGTOOL.EXE

UI Elements: New, ToolbarWindow32, Snipping Tool, Microsoft-Windows-SnipperEditor

Step 58: User mouse drag start

Program: Snipping Tool, 10.0.19041.1 (WinBuild.160101.0800), Microsoft Corporation, SNIPPINGTOOL.EXE, SNIPPINGTOOL.EXE

UI Elements: Microsoft-Windows-SnipperCaptureForm

Step 59: User mouse drag end

Program: Snipping Tool, 10.0.19041.1 (WinBuild.160101.0800), Microsoft Corporation, SNIPPINGTOOL.EXE, SNIPPINGTOOL.EXE

UI Elements: Microsoft-Windows-SnipperCaptureForm

Step 60: User keyboard input on "Snipping Tool (window)" in "Snipping Tool" [... Ctrl-S]

Program: Snipping Tool, 10.0.19041.1 (WinBuild.160101.0800), Microsoft Corporation, SNIPPINGTOOL.EXE, SNIPPINGTOOL.EXE

UI Elements: Snipping Tool, Microsoft-Windows-SnipperEditor

Step 61: User left click on "Name (edit)" in "Save As"

Program: Snipping Tool, 10.0.19041.1 (WinBuild.160101.0800), Microsoft Corporation, SNIPPINGTOOL.EXE, SNIPPINGTOOL.EXE

UI Elements: Name, UIProperty, Task Manager-win10-vm, UIItem, Items View, UIItemsView, Shell Folder View, DUListView, Folder Layout Pane, Element, Explorer Pane, HWNDView, DUIViewWndClassName, Save As, #32770, Snipping Tool, Microsoft-Windows-SnipperEditor

Step 62: User left click on "Save (button)" in "Save As"

Program: Snipping Tool, 10.0.19041.1 (WinBuild.160101.0800), Microsoft Corporation, SNIPPINGTOOL.EXE, SNIPPINGTOOL.EXE

UI Elements: Save, Button, Save As, #32770, Snipping Tool, Microsoft-Windows-SnipperEditor

Step 63: User left click on "Yes (button)" in "Confirm Save As"

Program: Snipping Tool, 10.0.19041.1 (WinBuild.160101.0800), Microsoft Corporation, SNIPPINGTOOL.EXE, SNIPPINGTOOL.EXE

UI Elements: Yes, CCPushButton, Confirm Save As, TaskDialog, Confirm Save As, #32770, Save As, #32770, Snipping Tool, Microsoft-Windows-SnipperEditor

Step 64: User left click on "Minimize (button)" in "Snipping Tool"

Program: Snipping Tool, 10.0.19041.1 (WinBuild.160101.0800), Microsoft Corporation, SNIPPINGTOOL.EXE, SNIPPINGTOOL.EXE

UI Elements: Minimize, Snipping Tool, Microsoft-Windows-SnipperEditor

Step 65: User left click on "VirtualBox Virtual Machine - 2 running windows (menu item)"

Program: Windows Explorer, 10.0.19041.1620 (WinBuild.160101.0800), Microsoft Corporation, EXPLORER.EXE, EXPLORER.EXE

UI Elements: VirtualBox Virtual Machine - 2 running windows, Running applications, MSTaskListWClass, Running applications, MSTaskSwWClass, ReBarWindow32, Taskbar, Shell_TrayWnd

Step 66: User left click on "kali-linux-2024.2-virtualbox-amd64 [Running] - Oracle VM VirtualBox (list item)"

Program: Windows Explorer, 10.0.19041.1620 (WinBuild.160101.0800), Microsoft Corporation, EXPLORER.EXE, EXPLORER.EXE

UI Elements: kali-linux-2024.2-virtualbox-amd64 [Running] - Oracle VM VirtualBox, Task Switcher, TaskListThumbnailWnd

Step 67: User left click on "VirtualBox Virtual Machine - 2 running windows (menu item)"

Program: Windows Explorer, 10.0.19041.1620 (WinBuild.160101.0800), Microsoft Corporation, EXPLORER.EXE, EXPLORER.EXE

UI Elements: VirtualBox Virtual Machine - 2 running windows, Running applications, MSTaskListWClass, Running applications, MSTaskSwWClass, ReBarWindow32, Taskbar, Shell_TrayWnd

Step 68: User left click on "kali-linux-2024.2-virtualbox-amd64 [Running] - Oracle VM VirtualBox (list item)"

Program: Windows Explorer, 10.0.19041.1620 (WinBuild.160101.0800), Microsoft Corporation, EXPLORER.EXE, EXPLORER.EXE

UI Elements: kali-linux-2024.2-virtualbox-amd64 [Running] - Oracle VM VirtualBox, Task Switcher, TaskListThumbnailWnd

Step 69: User left click on "kali-linux-2024.2-virtualbox-amd64 [Running] - Oracle VM VirtualBox (window)" in "kali-linux-2024.2-virtualbox-amd64 [Running] - Oracle VM VirtualBox"

Program: VirtualBox Virtual Machine, 7.0.20.163906, Oracle and/or its affiliates, 60EAF78-4BDD-042D-2E72-669728EFD737-SUPLIB-3RDCHILD --COMMENT KALI-LINUX-2024.2-VIRTUALBOX-AMD64 --STARTVM EB154BC0-6F1E-472B-9654-495B0DBD4B34 --NO-STARTVM-ERRORMSGBOX --SUP-HARDENING-LOG=C:\USERS\ADIL KHAN\VIRTUALBOX VMS\KALI-LINUX-2024.2-VIRTUALBOX-AMD64\LOGS\VBOXHARDENING.LOG, VIRTUALBOXVM.EXE

UI Elements: QWidget, UIMachineViewNormal, QWidget, kali-linux-2024.2-virtualbox-amd64 [Running] - Oracle VM VirtualBox, UIMachineWindowNormal

Step 70: User mouse drag start on "kali-linux-2024.2-virtualbox-amd64 [Running] - Oracle VM VirtualBox (window)" in "kali-linux-2024.2-virtualbox-amd64 [Running] - Oracle VM VirtualBox"

Program: VirtualBox Virtual Machine, 7.0.20.163906, Oracle and/or its affiliates, 60EAF78-4BDD-042D-2E72-669728EFD737-SUPLIB-3RDCHILD --COMMENT KALI-LINUX-2024.2-VIRTUALBOX-AMD64 --STARTVM EB154BC0-6F1E-472B-9654-495B0DBD4B34 --NO-STARTVM-ERRORMSGBOX --SUP-HARDENING-LOG=C:\USERS\ADIL KHAN\VIRTUALBOX VMS\KALI-LINUX-2024.2-VIRTUALBOX-AMD64\LOGS\VBOXHARDENING.LOG, VIRTUALBOXVM.EXE

UI Elements: QScrollBar, QWidget, UIMachineViewNormal, QWidget, kali-linux-2024.2-virtualbox-amd64 [Running] - Oracle VM VirtualBox, UIMachineWindowNormal

Step 71: User mouse drag end on "kali-linux-2024.2-virtualbox-amd64 [Running] - Oracle VM VirtualBox (window)" in "kali-linux-2024.2-virtualbox-amd64 [Running] - Oracle VM VirtualBox"

Program: VirtualBox Virtual Machine, 7.0.20.163906, Oracle and/or its affiliates, 60EAF78-4BDD-042D-2E72-669728EFD737-SUPLIB-3RDCHILD --COMMENT KALI-LINUX-2024.2-VIRTUALBOX-AMD64 --STARTVM EB154BC0-6F1E-472B-9654-495B0DBD4B34 --NO-STARTVM-ERRORMSGBOX --SUP-HARDENING-LOG=C:\USERS\ADIL KHAN\VIRTUALBOX VMS\KALI-LINUX-2024.2-VIRTUALBOX-AMD64\LOGS\VBOXHARDENING.LOG, VIRTUALBOXVM.EXE

UI Elements: QWidget, kali-linux-2024.2-virtualbox-amd64 [Running] - Oracle VM VirtualBox, UIMachineWindowNormal

Step 72: User left click on "kali-linux-2024.2-virtualbox-amd64 [Running] - Oracle VM VirtualBox (window)" in "kali-linux-2024.2-virtualbox-amd64 [Running] - Oracle VM VirtualBox"

Program: VirtualBox Virtual Machine, 7.0.20.163906, Oracle and/or its affiliates, 60EAF78-4BDD-042D-2E72-669728EFD737-SUPLIB-3RDCHILD --COMMENT KALI-LINUX-2024.2-VIRTUALBOX-AMD64 --STARTVM EB154BC0-6F1E-472B-9654-495B0DBD4B34 --NO-STARTVM-ERRORMSGBOX --SUP-HARDENING-LOG=C:\USERS\ADIL KHAN\VIRTUALBOX VMS\KALI-LINUX-2024.2-VIRTUALBOX-AMD64\LOGS\VBOXHARDENING.LOG, VIRTUALBOXVM.EXE

UI Elements: QWidget, UIMachineViewNormal, QWidget, kali-linux-2024.2-virtualbox-amd64 [Running] - Oracle VM VirtualBox, UIMachineWindowNormal

Step 73: User left click on "kali-linux-2024.2-virtualbox-amd64 [Running] - Oracle VM VirtualBox (window)" in "kali-linux-2024.2-virtualbox-amd64 [Running] - Oracle VM VirtualBox"

Program: VirtualBox Virtual Machine, 7.0.20.163906, Oracle and/or its affiliates, 60EAF78-4BDD-042D-2E72-669728EFD737-SUPLIB-3RDCHILD --COMMENT KALI-LINUX-2024.2-VIRTUALBOX-AMD64 --STARTVM EB154BC0-6F1E-472B-9654-495B0DBD4B34 --NO-STARTVM-ERRORMSGBOX --SUP-HARDENING-LOG=C:\USERS\ADIL KHAN\VIRTUALBOX VMS\KALI-LINUX-2024.2-VIRTUALBOX-AMD64\LOGS\VBOXHARDENING.LOG, VIRTUALBOXVM.EXE

UI Elements: QWidget, UIMachineViewNormal, QWidget, kali-linux-2024.2-virtualbox-amd64 [Running] - Oracle VM VirtualBox, UIMachineWindowNormal

Step 74: User left click on "kali-linux-2024.2-virtualbox-amd64 [Running] - Oracle VM VirtualBox (window)" in "kali-linux-2024.2-virtualbox-amd64 [Running] - Oracle VM VirtualBox"

Program: VirtualBox Virtual Machine, 7.0.20.163906, Oracle and/or its affiliates, 60EAF78-4BDD-042D-2E72-669728EFD737-SUPLIB-3RDCHILD --COMMENT KALI-LINUX-2024.2-VIRTUALBOX-AMD64 --STARTVM EB154BC0-6F1E-472B-9654-495B0DBD4B34 --NO-STARTVM-ERRORMSGBOX --SUP-HARDENING-LOG=C:\USERS\ADIL KHAN\VIRTUALBOX VMS\KALI-LINUX-2024.2-VIRTUALBOX-AMD64\LOGS\VBOXHARDENING.LOG, VIRTUALBOXVM.EXE
UI Elements: QWidget, UIMachineViewNormal, QWidget, kali-linux-2024.2-virtualbox-amd64 [Running] - Oracle VM VirtualBox, UIMachineWindowNormal

Step 75: User mouse drag start on "kali-linux-2024.2-virtualbox-amd64 [Running] - Oracle VM VirtualBox (window)" in "kali-linux-2024.2-virtualbox-amd64 [Running] - Oracle VM VirtualBox"

Program: VirtualBox Virtual Machine, 7.0.20.163906, Oracle and/or its affiliates, 60EAF78-4BDD-042D-2E72-669728EFD737-SUPLIB-3RDCHILD --COMMENT KALI-LINUX-2024.2-VIRTUALBOX-AMD64 --STARTVM EB154BC0-6F1E-472B-9654-495B0DBD4B34 --NO-STARTVM-ERRORMSGBOX --SUP-HARDENING-LOG=C:\USERS\ADIL KHAN\VIRTUALBOX VMS\KALI-LINUX-2024.2-VIRTUALBOX-AMD64\LOGS\VBOXHARDENING.LOG, VIRTUALBOXVM.EXE
UI Elements: QScrollBar, QWidget, UIMachineViewNormal, QWidget, kali-linux-2024.2-virtualbox-amd64 [Running] - Oracle VM VirtualBox, UIMachineWindowNormal

Step 76: User mouse drag end on "kali-linux-2024.2-virtualbox-amd64 [Running] - Oracle VM VirtualBox (window)" in "kali-linux-2024.2-virtualbox-amd64 [Running] - Oracle VM VirtualBox"

Program: VirtualBox Virtual Machine, 7.0.20.163906, Oracle and/or its affiliates, 60EAF78-4BDD-042D-2E72-669728EFD737-SUPLIB-3RDCHILD --COMMENT KALI-LINUX-2024.2-VIRTUALBOX-AMD64 --STARTVM EB154BC0-6F1E-472B-9654-495B0DBD4B34 --NO-STARTVM-ERRORMSGBOX --SUP-HARDENING-LOG=C:\USERS\ADIL KHAN\VIRTUALBOX VMS\KALI-LINUX-2024.2-VIRTUALBOX-AMD64\LOGS\VBOXHARDENING.LOG, VIRTUALBOXVM.EXE
UI Elements: QWidget, kali-linux-2024.2-virtualbox-amd64 [Running] - Oracle VM VirtualBox, UIMachineWindowNormal

Step 77: User left click on "kali-linux-2024.2-virtualbox-amd64 [Running] - Oracle VM VirtualBox (window)" in "kali-linux-2024.2-virtualbox-amd64 [Running] - Oracle VM VirtualBox"

Program: VirtualBox Virtual Machine, 7.0.20.163906, Oracle and/or its affiliates, 60EAF78-4BDD-042D-2E72-669728EFD737-SUPLIB-3RDCHILD --COMMENT KALI-LINUX-2024.2-VIRTUALBOX-AMD64 --STARTVM EB154BC0-6F1E-472B-9654-495B0DBD4B34 --NO-STARTVM-ERRORMSGBOX --SUP-HARDENING-LOG=C:\USERS\ADIL KHAN\VIRTUALBOX VMS\KALI-LINUX-2024.2-VIRTUALBOX-AMD64\LOGS\VBOXHARDENING.LOG, VIRTUALBOXVM.EXE
UI Elements: QWidget, UIMachineViewNormal, QWidget, kali-linux-2024.2-virtualbox-amd64 [Running] - Oracle VM VirtualBox, UIMachineWindowNormal

Step 78: User left click on "kali-linux-2024.2-virtualbox-amd64 [Running] - Oracle VM VirtualBox (window)" in "kali-linux-2024.2-virtualbox-amd64 [Running] - Oracle VM VirtualBox"

Program: VirtualBox Virtual Machine, 7.0.20.163906, Oracle and/or its affiliates, 60EAF78-4BDD-042D-2E72-669728EFD737-SUPLIB-3RDCHILD --COMMENT KALI-LINUX-2024.2-VIRTUALBOX-AMD64 --STARTVM EB154BC0-6F1E-472B-9654-495B0DBD4B34 --NO-STARTVM-ERRORMSGBOX --SUP-HARDENING-LOG=C:\USERS\ADIL KHAN\VIRTUALBOX VMS\KALI-LINUX-2024.2-VIRTUALBOX-AMD64\LOGS\VBOXHARDENING.LOG, VIRTUALBOXVM.EXE
UI Elements: QWidget, UIMachineViewNormal, QWidget, kali-linux-2024.2-virtualbox-amd64 [Running] - Oracle VM VirtualBox, UIMachineWindowNormal

Step 79: User keyboard input on "kali-linux-2024.2-virtualbox-amd64 [Running] - Oracle VM VirtualBox (window)" in "kali-linux-2024.2-virtualbox-amd64 [Running] - Oracle VM VirtualBox" [... Shift-Shift]

Program: VirtualBox Virtual Machine, 7.0.20.163906, Oracle and/or its affiliates, 60EAF78-4BDD-042D-2E72-669728EFD737-SUPLIB-3RDCHILD --COMMENT KALI-LINUX-2024.2-VIRTUALBOX-AMD64 --STARTVM EB154BC0-6F1E-472B-9654-495B0DBD4B34 --NO-STARTVM-ERRORMSGBOX --SUP-HARDENING-LOG=C:\USERS\ADIL KHAN\VIRTUALBOX VMS\KALI-LINUX-2024.2-VIRTUALBOX-AMD64\LOGS\VBOXHARDENING.LOG, VIRTUALBOXVM.EXE
UI Elements: kali-linux-2024.2-virtualbox-amd64 [Running] - Oracle VM VirtualBox, UIMachineWindowNormal

Step 80: User mouse drag start on "kali-linux-2024.2-virtualbox-amd64 [Running] - Oracle VM VirtualBox (window)" in "kali-linux-2024.2-virtualbox-amd64 [Running] - Oracle VM VirtualBox"

Program: VirtualBox Virtual Machine, 7.0.20.163906, Oracle and/or its affiliates, 60EAF78-4BDD-042D-2E72-669728EFD737-SUPLIB-3RDCHILD --COMMENT KALI-LINUX-2024.2-VIRTUALBOX-AMD64 --STARTVM EB154BC0-6F1E-472B-9654-495B0DBD4B34 --NO-STARTVM-ERRORMSGBOX --SUP-HARDENING-LOG=C:\USERS\ADIL KHAN\VIRTUALBOX VMS\KALI-LINUX-2024.2-VIRTUALBOX-AMD64\LOGS\VBOXHARDENING.LOG, VIRTUALBOXVM.EXE
UI Elements: QScrollBar, QWidget, UIMachineViewNormal, QWidget, kali-linux-2024.2-virtualbox-amd64 [Running] - Oracle VM VirtualBox, UIMachineWindowNormal

Step 81: User mouse drag end on "kali-linux-2024.2-virtualbox-amd64 [Running] - Oracle VM VirtualBox (window)" in "kali-linux-2024.2-virtualbox-amd64 [Running] - Oracle VM VirtualBox"

Program: VirtualBox Virtual Machine, 7.0.20.163906, Oracle and/or its affiliates, 60EAF78-4BDD-042D-2E72-669728EFD737-SUPLIB-3RDCHILD --COMMENT KALI-LINUX-2024.2-VIRTUALBOX-AMD64 --STARTVM EB154BC0-6F1E-472B-9654-495B0DBD4B34 --NO-STARTVM-ERRORMSGBOX --SUP-HARDENING-LOG=C:\USERS\ADIL KHAN\VIRTUALBOX VMS\KALI-LINUX-2024.2-VIRTUALBOX-AMD64\LOGS\VBOXHARDENING.LOG, VIRTUALBOXVM.EXE
UI Elements: QScrollBar, QWidget, UIMachineViewNormal, QWidget, kali-linux-2024.2-virtualbox-amd64 [Running] - Oracle VM VirtualBox, UIMachineWindowNormal

Step 82: User mouse wheel up on "kali-linux-2024.2-virtualbox-amd64 [Running] - Oracle VM VirtualBox (window)" in "kali-linux-2024.2-virtualbox-amd64 [Running] - Oracle VM VirtualBox"

Program: VirtualBox Virtual Machine, 7.0.20.163906, Oracle and/or its affiliates, 60EAF78-4BDD-042D-2E72-669728EFD737-SUPLIB-3RDCHILD --COMMENT KALI-LINUX-2024.2-VIRTUALBOX-AMD64 --STARTVM EB154BC0-6F1E-472B-9654-495B0DBD4B34 --NO-STARTVM-ERRORMSGBOX --SUP-HARDENING-LOG=C:\USERS\ADIL KHAN\VIRTUALBOX VMS\KALI-LINUX-2024.2-VIRTUALBOX-AMD64\LOGS\VBOXHARDENING.LOG, VIRTUALBOXVM.EXE
UI Elements: QWidget, UIMachineViewNormal, QWidget, kali-linux-2024.2-virtualbox-amd64 [Running] - Oracle VM VirtualBox, UIMachineWindowNormal

Step 83: User left click on "kali-linux-2024.2-virtualbox-amd64 [Running] - Oracle VM VirtualBox (window)" in "kali-linux-2024.2-virtualbox-amd64 [Running] - Oracle VM VirtualBox"

Program: VirtualBox Virtual Machine, 7.0.20.163906, Oracle and/or its affiliates, 60EAF78-4BDD-042D-2E72-669728EFD737-SUPLIB-3RDCHILD --COMMENT KALI-LINUX-2024.2-VIRTUALBOX-AMD64 --STARTVM EB154BC0-6F1E-472B-9654-495B0DBD4B34 --NO-STARTVM-ERRORMSGBOX --SUP-HARDENING-LOG=C:\USERS\ADIL KHAN\VIRTUALBOX VMS\KALI-LINUX-2024.2-VIRTUALBOX-AMD64\LOGS\VBOXHARDENING.LOG, VIRTUALBOXVM.EXE
UI Elements: QScrollBar, QWidget, UIMachineViewNormal, QWidget, kali-linux-2024.2-virtualbox-amd64 [Running] - Oracle VM VirtualBox, UIMachineWindowNormal

Step 84: User mouse drag start on "kali-linux-2024.2-virtualbox-amd64 [Running] - Oracle VM VirtualBox (window)" in "kali-linux-2024.2-virtualbox-amd64 [Running] - Oracle VM VirtualBox"

Program: VirtualBox Virtual Machine, 7.0.20.163906, Oracle and/or its affiliates, 60EAF78-4BDD-042D-2E72-669728EFD737-SUPLIB-3RDCHILD --COMMENT KALI-LINUX-2024.2-VIRTUALBOX-AMD64 --STARTVM EB154BC0-6F1E-472B-9654-495B0DBD4B34 --NO-STARTVM-ERRORMSGBOX --SUP-HARDENING-LOG=C:\USERS\ADIL KHAN\VIRTUALBOX VMS\KALI-LINUX-2024.2-VIRTUALBOX-AMD64\LOGS\VBOXHARDENING.LOG, VIRTUALBOXVM.EXE
UI Elements: QScrollBar, QWidget, UIMachineViewNormal, QWidget, kali-linux-2024.2-virtualbox-amd64 [Running] - Oracle VM VirtualBox, UIMachineWindowNormal

Step 85: User mouse drag end on "kali-linux-2024.2-virtualbox-amd64 [Running] - Oracle VM VirtualBox (window)" in "kali-linux-2024.2-virtualbox-amd64 [Running] - Oracle VM VirtualBox"

Program: VirtualBox Virtual Machine, 7.0.20.163906, Oracle and/or its affiliates, 60EAF78-4BDD-042D-2E72-669728EFD737-SUPLIB-3RDCHILD --COMMENT KALI-LINUX-2024.2-VIRTUALBOX-AMD64 --STARTVM EB154BC0-6F1E-472B-9654-495B0DBD4B34 --NO-STARTVM-ERRORMSGBOX --SUP-HARDENING-LOG=C:\USERS\ADIL KHAN\VIRTUALBOX VMS\KALI-LINUX-2024.2-VIRTUALBOX-AMD64\LOGS\VBOXHARDENING.LOG, VIRTUALBOXVM.EXE
UI Elements: QScrollBar, QWidget, UIMachineViewNormal, QWidget, kali-linux-2024.2-virtualbox-amd64 [Running] - Oracle VM VirtualBox, UIMachineWindowNormal

Step 86: User mouse drag start on "kali-linux-2024.2-virtualbox-amd64 [Running] - Oracle VM VirtualBox (window)" in "kali-linux-2024.2-virtualbox-amd64 [Running] - Oracle VM VirtualBox"

Program: VirtualBox Virtual Machine, 7.0.20.163906, Oracle and/or its affiliates, 60EAF78-4BDD-042D-2E72-669728EFD737-SUPLIB-3RDCHILD --COMMENT KALI-LINUX-2024.2-VIRTUALBOX-AMD64 --STARTVM EB154BC0-6F1E-472B-9654-495B0DBD4B34 --NO-STARTVM-ERRORMSGBOX --SUP-HARDENING-LOG=C:\USERS\ADIL KHAN\VIRTUALBOX VMS\KALI-LINUX-2024.2-VIRTUALBOX-AMD64\LOGS\VBOXHARDENING.LOG, VIRTUALBOXVM.EXE
UI Elements: QScrollBar, QWidget, UIMachineViewNormal, QWidget, kali-linux-2024.2-virtualbox-amd64 [Running] - Oracle VM VirtualBox, UIMachineWindowNormal

Step 87: User mouse drag end on "kali-linux-2024.2-virtualbox-amd64 [Running] - Oracle VM VirtualBox (window)" in "kali-linux-2024.2-virtualbox-amd64 [Running] - Oracle VM VirtualBox"

Program: VirtualBox Virtual Machine, 7.0.20.163906, Oracle and/or its affiliates, 60EAF78-4BDD-042D-2E72-669728EFD737-SUPLIB-3RDCHILD --COMMENT KALI-LINUX-2024.2-VIRTUALBOX-AMD64 --STARTVM EB154BC0-6F1E-472B-9654-495B0DBD4B34 --NO-STARTVM-ERRORMSGBOX --SUP-HARDENING-LOG=C:\USERS\ADIL KHAN\VIRTUALBOX VMS\KALI-LINUX-2024.2-VIRTUALBOX-AMD64\LOGS\VBOXHARDENING.LOG, VIRTUALBOXVM.EXE
UI Elements: QWidget, UIMachineViewNormal, QWidget, kali-linux-2024.2-virtualbox-amd64 [Running] - Oracle VM VirtualBox, UIMachineWindowNormal

Step 88: User left click on "kali-linux-2024.2-virtualbox-amd64 [Running] - Oracle VM VirtualBox (window)" in "kali-linux-2024.2-virtualbox-amd64 [Running] - Oracle VM VirtualBox"

Program: VirtualBox Virtual Machine, 7.0.20.163906, Oracle and/or its affiliates, 60EAF78-4BDD-042D-2E72-669728EFD737-SUPLIB-3RDCHILD --COMMENT KALI-LINUX-2024.2-VIRTUALBOX-AMD64 --STARTVM EB154BC0-6F1E-472B-9654-495B0DBD4B34 --NO-STARTVM-ERRORMSGBOX --SUP-HARDENING-LOG=C:\USERS\ADIL KHAN\VIRTUALBOX VMS\KALI-LINUX-2024.2-VIRTUALBOX-AMD64\LOGS\VBOXHARDENING.LOG, VIRTUALBOXVM.EXE
UI Elements: QWidget, UIMachineViewNormal, QWidget, kali-linux-2024.2-virtualbox-amd64 [Running] - Oracle VM VirtualBox, UIMachineWindowNormal

Step 89: User left click on "kali-linux-2024.2-virtualbox-amd64 [Running] - Oracle VM VirtualBox (window)" in "kali-linux-2024.2-virtualbox-amd64 [Running] - Oracle VM VirtualBox"

Program: VirtualBox Virtual Machine, 7.0.20.163906, Oracle and/or its affiliates, 60EAF78-4BDD-042D-2E72-669728EFD737-SUPLIB-3RDCHILD --COMMENT KALI-LINUX-2024.2-VIRTUALBOX-AMD64 --STARTVM EB154BC0-6F1E-472B-9654-495B0DBD4B34 --NO-STARTVM-ERRORMSGBOX --SUP-HARDENING-LOG=C:\USERS\ADIL KHAN\VIRTUALBOX VMS\KALI-LINUX-2024.2-VIRTUALBOX-AMD64\LOGS\VBOXHARDENING.LOG, VIRTUALBOXVM.EXE
UI Elements: QWidget, UIMachineViewNormal, QWidget, kali-linux-2024.2-virtualbox-amd64 [Running] - Oracle VM VirtualBox, UIMachineWindowNormal

Step 90: User left click on "kali-linux-2024.2-virtualbox-amd64 [Running] - Oracle VM VirtualBox (window)" in "kali-linux-2024.2-virtualbox-amd64 [Running] - Oracle VM VirtualBox"

Program: VirtualBox Virtual Machine, 7.0.20.163906, Oracle and/or its affiliates, 60EAF78-4BDD-042D-2E72-669728EFD737-SUPLIB-3RDCHILD --COMMENT KALI-LINUX-2024.2-VIRTUALBOX-AMD64 --STARTVM EB154BC0-6F1E-472B-9654-495B0DBD4B34 --NO-STARTVM-ERRORMSGBOX --SUP-HARDENING-LOG=C:\USERS\ADIL KHAN\VIRTUALBOX VMS\KALI-LINUX-2024.2-VIRTUALBOX-AMD64\LOGS\VBOXHARDENING.LOG, VIRTUALBOXVM.EXE
UI Elements: QWidget, UIMachineViewNormal, QWidget, kali-linux-2024.2-virtualbox-amd64 [Running] - Oracle VM VirtualBox, UIMachineWindowNormal

Step 91: User left click on "kali-linux-2024.2-virtualbox-amd64 [Running] - Oracle VM VirtualBox (window)" in "kali-linux-2024.2-virtualbox-amd64 [Running] - Oracle VM VirtualBox"

Program: VirtualBox Virtual Machine, 7.0.20.163906, Oracle and/or its affiliates, 60EAF78-4BDD-042D-2E72-669728EFD737-SUPLIB-3RDCHILD --COMMENT KALI-LINUX-2024.2-VIRTUALBOX-AMD64 --STARTVM EB154BC0-6F1E-472B-9654-495B0DBD4B34 --NO-STARTVM-ERRORMSGBOX --SUP-HARDENING-LOG=C:\USERS\ADIL KHAN\VIRTUALBOX VMS\KALI-LINUX-2024.2-VIRTUALBOX-AMD64\LOGS\VBOXHARDENING.LOG, VIRTUALBOXVM.EXE
UI Elements: QWidget, UIMachineViewNormal, QWidget, kali-linux-2024.2-virtualbox-amd64 [Running] - Oracle VM VirtualBox, UIMachineWindowNormal

Step 92: User mouse drag start on "kali-linux-2024.2-virtualbox-amd64 [Running] - Oracle VM VirtualBox (window)" in "kali-linux-2024.2-virtualbox-amd64 [Running] - Oracle VM VirtualBox"

Program: VirtualBox Virtual Machine, 7.0.20.163906, Oracle and/or its affiliates, 60EAF78-4BDD-042D-2E72-669728EFD737-SUPLIB-3RDCHILD --COMMENT KALI-LINUX-2024.2-VIRTUALBOX-AMD64 --STARTVM EB154BC0-6F1E-472B-9654-495B0DBD4B34 --NO-STARTVM-ERRORMSGBOX --SUP-HARDENING-LOG=C:\USERS\ADIL KHAN\VIRTUALBOX VMS\KALI-LINUX-2024.2-VIRTUALBOX-AMD64\LOGS\VBOXHARDENING.LOG, VIRTUALBOXVM.EXE
UI Elements: QWidget, UIMachineViewNormal, QWidget, kali-linux-2024.2-virtualbox-amd64 [Running] - Oracle VM VirtualBox, UIMachineWindowNormal

Step 93: User mouse drag end on "kali-linux-2024.2-virtualbox-amd64 [Running] - Oracle VM VirtualBox (window)" in "kali-linux-2024.2-virtualbox-amd64 [Running] - Oracle VM VirtualBox"

Program: VirtualBox Virtual Machine, 7.0.20.163906, Oracle and/or its affiliates, 60EAF78-4BDD-042D-2E72-669728EFD737-SUPLIB-3RDCHILD --COMMENT KALI-LINUX-2024.2-VIRTUALBOX-AMD64 --STARTVM EB154BC0-6F1E-472B-9654-495B0DBD4B34 --NO-STARTVM-ERRORMSGBOX --SUP-HARDENING-LOG=C:\USERS\ADIL KHAN\VIRTUALBOX VMS\KALI-LINUX-2024.2-VIRTUALBOX-AMD64\LOGS\VBOXHARDENING.LOG, VIRTUALBOXVM.EXE
UI Elements: QWidget, UIMachineViewNormal, QWidget, kali-linux-2024.2-virtualbox-amd64 [Running] - Oracle VM VirtualBox, UIMachineWindowNormal

Step 94: User mouse drag start on "kali-linux-2024.2-virtualbox-amd64 [Running] - Oracle VM VirtualBox (window)" in "kali-linux-2024.2-virtualbox-amd64 [Running] - Oracle VM VirtualBox"

Program: VirtualBox Virtual Machine, 7.0.20.163906, Oracle and/or its affiliates, 60EAF78-4BDD-042D-2E72-669728EFD737-SUPLIB-3RDCHILD --COMMENT KALI-LINUX-2024.2-VIRTUALBOX-AMD64 --STARTVM EB154BC0-6F1E-472B-9654-495B0DBD4B34 --NO-STARTVM-ERRORMSGBOX --SUP-HARDENING-LOG=C:\USERS\ADIL KHAN\VIRTUALBOX VMS\KALI-LINUX-2024.2-VIRTUALBOX-AMD64\LOGS\VBOXHARDENING.LOG, VIRTUALBOXVM.EXE
UI Elements: QWidget, UIMachineViewNormal, QWidget, kali-linux-2024.2-virtualbox-amd64 [Running] - Oracle VM VirtualBox, UIMachineWindowNormal

Step 95: User mouse drag end on "kali-linux-2024.2-virtualbox-amd64 [Running] - Oracle VM VirtualBox (window)" in "kali-linux-2024.2-virtualbox-amd64 [Running] - Oracle VM VirtualBox"

Program: VirtualBox Virtual Machine, 7.0.20.163906, Oracle and/or its affiliates, 60EAF78-4BDD-042D-2E72-669728EFD737-SUPLIB-3RDCHILD --COMMENT KALI-LINUX-2024.2-VIRTUALBOX-AMD64 --STARTVM EB154BC0-6F1E-472B-9654-495B0DBD4B34 --NO-STARTVM-ERRORMSGBOX --SUP-HARDENING-LOG=C:\USERS\ADIL KHAN\VIRTUALBOX VMS\KALI-LINUX-2024.2-VIRTUALBOX-AMD64\LOGS\VBOXHARDENING.LOG, VIRTUALBOXVM.EXE
UI Elements: QWidget, UIMachineViewNormal, QWidget, kali-linux-2024.2-virtualbox-amd64 [Running] - Oracle VM VirtualBox, UIMachineWindowNormal

Step 96: User mouse drag start on "kali-linux-2024.2-virtualbox-amd64 [Running] - Oracle VM VirtualBox (window)" in "kali-linux-2024.2-virtualbox-amd64 [Running] - Oracle VM VirtualBox"

Program: VirtualBox Virtual Machine, 7.0.20.163906, Oracle and/or its affiliates, 60EAF78-4BDD-042D-2E72-669728EFD737-SUPLIB-3RDCHILD --COMMENT KALI-LINUX-2024.2-VIRTUALBOX-AMD64 --STARTVM EB154BC0-6F1E-472B-9654-495B0DBD4B34 --NO-STARTVM-ERRORMSGBOX --SUP-HARDENING-LOG=C:\USERS\ADIL KHAN\VIRTUALBOX VMS\KALI-LINUX-2024.2-VIRTUALBOX-AMD64\LOGS\VBOXHARDENING.LOG, VIRTUALBOXVM.EXE
UI Elements: QWidget, UIMachineViewNormal, QWidget, kali-linux-2024.2-virtualbox-amd64 [Running] - Oracle VM VirtualBox, UIMachineWindowNormal

Step 97: User mouse drag end on "kali-linux-2024.2-virtualbox-amd64 [Running] - Oracle VM VirtualBox (window)" in "kali-linux-2024.2-virtualbox-amd64 [Running] - Oracle VM VirtualBox"

Program: VirtualBox Virtual Machine, 7.0.20.163906, Oracle and/or its affiliates, 60EAF78-4BDD-042D-2E72-669728EFD737-SUPLIB-3RDCHILD --COMMENT KALI-LINUX-2024.2-VIRTUALBOX-AMD64 --STARTVM EB154BC0-6F1E-472B-9654-495B0DBD4B34 --NO-STARTVM-ERRORMSGBOX --SUP-HARDENING-LOG=C:\USERS\ADIL KHAN\VIRTUALBOX VMS\KALI-LINUX-2024.2-VIRTUALBOX-AMD64\LOGS\VBOXHARDENING.LOG, VIRTUALBOXVM.EXE
UI Elements: QWidget, UIMachineViewNormal, QWidget, kali-linux-2024.2-virtualbox-amd64 [Running] - Oracle VM VirtualBox, UIMachineWindowNormal

Step 98: User left click on "kali-linux-2024.2-virtualbox-amd64 [Running] - Oracle VM VirtualBox (window)" in "kali-linux-2024.2-virtualbox-amd64 [Running] - Oracle VM VirtualBox"

Program: VirtualBox Virtual Machine, 7.0.20.163906, Oracle and/or its affiliates, 60EAF78-4BDD-042D-2E72-669728EFD737-SUPLIB-3RDCHILD --COMMENT KALI-LINUX-2024.2-VIRTUALBOX-AMD64 --STARTVM EB154BC0-6F1E-472B-9654-495B0DBD4B34 --NO-STARTVM-ERRORMSGBOX --SUP-HARDENING-LOG=C:\USERS\ADIL KHAN\VIRTUALBOX VMS\KALI-LINUX-2024.2-VIRTUALBOX-AMD64\LOGS\VBOXHARDENING.LOG, VIRTUALBOXVM.EXE
UI Elements: QWidget, UIMachineViewNormal, QWidget, kali-linux-2024.2-virtualbox-amd64 [Running] - Oracle VM VirtualBox, UIMachineWindowNormal

Step 99: User left click on "Snipping Tool - 1 running window (button)"

Program: Windows Explorer, 10.0.19041.1620 (WinBuild.160101.0800), Microsoft Corporation, EXPLORER.EXE, EXPLORER.EXE
UI Elements: Snipping Tool - 1 running window, Running applications, MSTaskListWClass, Running applications, MSTaskSwWClass, ReBarWindow32, Taskbar, Shell_TrayWnd

Step 100: User left click on "New (button)" in "Snipping Tool"

Program: Snipping Tool, 10.0.19041.1 (WinBuild.160101.0800), Microsoft Corporation, SNIPPINGTOOL.EXE, SNIPPINGTOOL.EXE
UI Elements: New, ToolbarWindow32, Snipping Tool, Microsoft-Windows-SnipperEditor

Step 101: User mouse drag start

Program: Snipping Tool, 10.0.19041.1 (WinBuild.160101.0800), Microsoft Corporation, SNIPPINGTOOL.EXE, SNIPPINGTOOL.EXE
UI Elements: Microsoft-Windows-SnipperCaptureForm

Step 102: User mouse drag end

Program: Snipping Tool, 10.0.19041.1 (WinBuild.160101.0800), Microsoft Corporation, SNIPPINGTOOL.EXE, SNIPPINGTOOL.EXE
UI Elements: Microsoft-Windows-SnipperCaptureForm

Step 103: User keyboard input on "Snipping Tool (window)" in "Snipping Tool" [... Ctrl-S]

Program: Snipping Tool, 10.0.19041.1 (WinBuild.160101.0800), Microsoft Corporation, SNIPPINGTOOL.EXE, SNIPPINGTOOL.EXE
UI Elements: Snipping Tool, Microsoft-Windows-SnipperEditor

Step 104: User left click on "Name (edit)" in "Save As"

Program: Snipping Tool, 10.0.19041.1 (WinBuild.160101.0800), Microsoft Corporation, SNIPPINGTOOL.EXE, SNIPPINGTOOL.EXE
UI Elements: Name, UIProperty, vmstat, UIItem, Items View, UIItemsView, Shell Folder View, DUIListView, Folder Layout Pane, Element, Explorer Pane, HWNDView, DUIViewWndClassName, Save As, #32770, Snipping Tool, Microsoft-Windows-SnipperEditor

Step 105: User left click on "Save (button)" in "Save As"

Program: Snipping Tool, 10.0.19041.1 (WinBuild.160101.0800), Microsoft Corporation, SNIPPINGTOOL.EXE, SNIPPINGTOOL.EXE
UI Elements: Save, Button, Save As, #32770, Snipping Tool, Microsoft-Windows-SnipperEditor

Step 106: User left click on "Yes (button)" in "Confirm Save As"

Program: Snipping Tool, 10.0.19041.1 (WinBuild.160101.0800), Microsoft Corporation, SNIPPINGTOOL.EXE, SNIPPINGTOOL.EXE
UI Elements: Yes, CCPushButton, Confirm Save As, TaskDialog, Confirm Save As, #32770, Save As, #32770, Snipping Tool, Microsoft-Windows-SnipperEditor

Step 107: User left click on "Snipping Tool (window)" in "Snipping Tool"

Program: Snipping Tool, 10.0.19041.1 (WinBuild.160101.0800), Microsoft Corporation, SNIPPINGTOOL.EXE, SNIPPINGTOOL.EXE

UI Elements: Snipping Tool, Microsoft-Windows-SnipperEditor

Step 108: User left click on "kali-linux-2024.2-virtualbox-amd64 [Running] - Oracle VM VirtualBox (window)" in "kali-linux-2024.2-virtualbox-amd64 [Running] - Oracle VM VirtualBox"

Program: VirtualBox Virtual Machine, 7.0.20.163906, Oracle and/or its affiliates, 60EAF78-4BDD-042D-2E72-669728EFD737-SUPLIB-3RDCHILD --COMMENT KALI-LINUX-2024.2-VIRTUALBOX-AMD64 --STARTVM EB154BC0-6F1E-472B-9654-495B0DBD4B34 --NO-STARTVM-ERRORMSGBOX --SUP-HARDENING-LOG=C:\USERS\ADIL KHAN\VIRTUALBOX VMS\KALI-LINUX-2024.2-VIRTUALBOX-AMD64\LOGS\VBOXHARDENING.LOG, VIRTUALBOXVM.EXE

UI Elements: QWidjet, UIMachineViewNormal, QWidjet, kali-linux-2024.2-virtualbox-amd64 [Running] - Oracle VM VirtualBox, UIMachineWindowNormal

Step 109: User left click on "kali-linux-2024.2-virtualbox-amd64 [Running] - Oracle VM VirtualBox (window)" in "kali-linux-2024.2-virtualbox-amd64 [Running] - Oracle VM VirtualBox"

Program: VirtualBox Virtual Machine, 7.0.20.163906, Oracle and/or its affiliates, 60EAF78-4BDD-042D-2E72-669728EFD737-SUPLIB-3RDCHILD --COMMENT KALI-LINUX-2024.2-VIRTUALBOX-AMD64 --STARTVM EB154BC0-6F1E-472B-9654-495B0DBD4B34 --NO-STARTVM-ERRORMSGBOX --SUP-HARDENING-LOG=C:\USERS\ADIL KHAN\VIRTUALBOX VMS\KALI-LINUX-2024.2-VIRTUALBOX-AMD64\LOGS\VBOXHARDENING.LOG, VIRTUALBOXVM.EXE

UI Elements: QWidjet, UIMachineViewNormal, QWidjet, kali-linux-2024.2-virtualbox-amd64 [Running] - Oracle VM VirtualBox, UIMachineWindowNormal

Step 110: User mouse drag start on "kali-linux-2024.2-virtualbox-amd64 [Running] - Oracle VM VirtualBox (window)" in "kali-linux-2024.2-virtualbox-amd64 [Running] - Oracle VM VirtualBox"

Program: VirtualBox Virtual Machine, 7.0.20.163906, Oracle and/or its affiliates, 60EAF78-4BDD-042D-2E72-669728EFD737-SUPLIB-3RDCHILD --COMMENT KALI-LINUX-2024.2-VIRTUALBOX-AMD64 --STARTVM EB154BC0-6F1E-472B-9654-495B0DBD4B34 --NO-STARTVM-ERRORMSGBOX --SUP-HARDENING-LOG=C:\USERS\ADIL KHAN\VIRTUALBOX VMS\KALI-LINUX-2024.2-VIRTUALBOX-AMD64\LOGS\VBOXHARDENING.LOG, VIRTUALBOXVM.EXE

UI Elements: QScrollBar, QWidjet, UIMachineViewNormal, QWidjet, kali-linux-2024.2-virtualbox-amd64 [Running] - Oracle VM VirtualBox, UIMachineWindowNormal

Step 111: User mouse drag end on "kali-linux-2024.2-virtualbox-amd64 [Running] - Oracle VM VirtualBox (window)" in "kali-linux-2024.2-virtualbox-amd64 [Running] - Oracle VM VirtualBox"

Program: VirtualBox Virtual Machine, 7.0.20.163906, Oracle and/or its affiliates, 60EAF78-4BDD-042D-2E72-669728EFD737-SUPLIB-3RDCHILD --COMMENT KALI-LINUX-2024.2-VIRTUALBOX-AMD64 --STARTVM EB154BC0-6F1E-472B-9654-495B0DBD4B34 --NO-STARTVM-ERRORMSGBOX --SUP-HARDENING-LOG=C:\USERS\ADIL KHAN\VIRTUALBOX VMS\KALI-LINUX-2024.2-VIRTUALBOX-AMD64\LOGS\VBOXHARDENING.LOG, VIRTUALBOXVM.EXE

UI Elements: QScrollBar, QWidjet, UIMachineViewNormal, QWidjet, kali-linux-2024.2-virtualbox-amd64 [Running] - Oracle VM VirtualBox, UIMachineWindowNormal

Step 112: User left click on "kali-linux-2024.2-virtualbox-amd64 [Running] - Oracle VM VirtualBox (window)" in "kali-linux-2024.2-virtualbox-amd64 [Running] - Oracle VM VirtualBox"

Program: VirtualBox Virtual Machine, 7.0.20.163906, Oracle and/or its affiliates, 60EAF78-4BDD-042D-2E72-669728EFD737-SUPLIB-3RDCHILD --COMMENT KALI-LINUX-2024.2-VIRTUALBOX-AMD64 --STARTVM EB154BC0-6F1E-472B-9654-495B0DBD4B34 --NO-STARTVM-ERRORMSGBOX --SUP-HARDENING-LOG=C:\USERS\ADIL KHAN\VIRTUALBOX VMS\KALI-LINUX-2024.2-VIRTUALBOX-AMD64\LOGS\VBOXHARDENING.LOG, VIRTUALBOXVM.EXE

UI Elements: QWidjet, UIMachineViewNormal, QWidjet, kali-linux-2024.2-virtualbox-amd64 [Running] - Oracle VM VirtualBox, UIMachineWindowNormal

Step 113: User mouse drag start on "kali-linux-2024.2-virtualbox-amd64 [Running] - Oracle VM VirtualBox (window)" in "kali-linux-2024.2-virtualbox-amd64 [Running] - Oracle VM VirtualBox"

Program: VirtualBox Virtual Machine, 7.0.20.163906, Oracle and/or its affiliates, 60EAF78-4BDD-042D-2E72-669728EFD737-SUPLIB-3RDCHILD --COMMENT KALI-LINUX-2024.2-VIRTUALBOX-AMD64 --STARTVM EB154BC0-6F1E-

472B-9654-495B0DBD4B34 --NO-STARTVM-ERRORMSGBOX --SUP-HARDENING-LOG=C:\USERS\ADIL KHAN\VIRTUALBOX VMS\KALI-LINUX-2024.2-VIRTUALBOX-AMD64\LOGS\VBOXHARDENING.LOG, VIRTUALBOXVM.EXE
UI Elements: QScrollBar, QWidget, UIMachineViewNormal, QWidget, kali-linux-2024.2-virtualbox-amd64 [Running] - Oracle VM VirtualBox, UIMachineWindowNormal

Step 114: User mouse drag end on "kali-linux-2024.2-virtualbox-amd64 [Running] - Oracle VM VirtualBox (window)" in "kali-linux-2024.2-virtualbox-amd64 [Running] - Oracle VM VirtualBox"

Program: VirtualBox Virtual Machine, 7.0.20.163906, Oracle and/or its affiliates, 60EAF78-4BDD-042D-2E72-669728EFD737-SUPLIB-3RDCHILD --COMMENT KALI-LINUX-2024.2-VIRTUALBOX-AMD64 --STARTVM EB154BC0-6F1E-472B-9654-495B0DBD4B34 --NO-STARTVM-ERRORMSGBOX --SUP-HARDENING-LOG=C:\USERS\ADIL KHAN\VIRTUALBOX VMS\KALI-LINUX-2024.2-VIRTUALBOX-AMD64\LOGS\VBOXHARDENING.LOG, VIRTUALBOXVM.EXE
UI Elements: QWidget, kali-linux-2024.2-virtualbox-amd64 [Running] - Oracle VM VirtualBox, UIMachineWindowNormal

Step 115: User mouse drag start on "kali-linux-2024.2-virtualbox-amd64 [Running] - Oracle VM VirtualBox (window)" in "kali-linux-2024.2-virtualbox-amd64 [Running] - Oracle VM VirtualBox"

Program: VirtualBox Virtual Machine, 7.0.20.163906, Oracle and/or its affiliates, 60EAF78-4BDD-042D-2E72-669728EFD737-SUPLIB-3RDCHILD --COMMENT KALI-LINUX-2024.2-VIRTUALBOX-AMD64 --STARTVM EB154BC0-6F1E-472B-9654-495B0DBD4B34 --NO-STARTVM-ERRORMSGBOX --SUP-HARDENING-LOG=C:\USERS\ADIL KHAN\VIRTUALBOX VMS\KALI-LINUX-2024.2-VIRTUALBOX-AMD64\LOGS\VBOXHARDENING.LOG, VIRTUALBOXVM.EXE
UI Elements: QWidget, UIMachineViewNormal, QWidget, kali-linux-2024.2-virtualbox-amd64 [Running] - Oracle VM VirtualBox, UIMachineWindowNormal

Step 116: User mouse drag end on "kali-linux-2024.2-virtualbox-amd64 [Running] - Oracle VM VirtualBox (window)" in "kali-linux-2024.2-virtualbox-amd64 [Running] - Oracle VM VirtualBox"

Program: VirtualBox Virtual Machine, 7.0.20.163906, Oracle and/or its affiliates, 60EAF78-4BDD-042D-2E72-669728EFD737-SUPLIB-3RDCHILD --COMMENT KALI-LINUX-2024.2-VIRTUALBOX-AMD64 --STARTVM EB154BC0-6F1E-472B-9654-495B0DBD4B34 --NO-STARTVM-ERRORMSGBOX --SUP-HARDENING-LOG=C:\USERS\ADIL KHAN\VIRTUALBOX VMS\KALI-LINUX-2024.2-VIRTUALBOX-AMD64\LOGS\VBOXHARDENING.LOG, VIRTUALBOXVM.EXE
UI Elements: QWidget, UIMachineViewNormal, QWidget, kali-linux-2024.2-virtualbox-amd64 [Running] - Oracle VM VirtualBox, UIMachineWindowNormal

Step 117: User mouse drag start on "kali-linux-2024.2-virtualbox-amd64 [Running] - Oracle VM VirtualBox (window)" in "kali-linux-2024.2-virtualbox-amd64 [Running] - Oracle VM VirtualBox"

Program: VirtualBox Virtual Machine, 7.0.20.163906, Oracle and/or its affiliates, 60EAF78-4BDD-042D-2E72-669728EFD737-SUPLIB-3RDCHILD --COMMENT KALI-LINUX-2024.2-VIRTUALBOX-AMD64 --STARTVM EB154BC0-6F1E-472B-9654-495B0DBD4B34 --NO-STARTVM-ERRORMSGBOX --SUP-HARDENING-LOG=C:\USERS\ADIL KHAN\VIRTUALBOX VMS\KALI-LINUX-2024.2-VIRTUALBOX-AMD64\LOGS\VBOXHARDENING.LOG, VIRTUALBOXVM.EXE
UI Elements: QWidget, UIMachineViewNormal, QWidget, kali-linux-2024.2-virtualbox-amd64 [Running] - Oracle VM VirtualBox, UIMachineWindowNormal

Step 118: User mouse drag end on "kali-linux-2024.2-virtualbox-amd64 [Running] - Oracle VM VirtualBox (window)" in "kali-linux-2024.2-virtualbox-amd64 [Running] - Oracle VM VirtualBox"

Program: VirtualBox Virtual Machine, 7.0.20.163906, Oracle and/or its affiliates, 60EAF78-4BDD-042D-2E72-669728EFD737-SUPLIB-3RDCHILD --COMMENT KALI-LINUX-2024.2-VIRTUALBOX-AMD64 --STARTVM EB154BC0-6F1E-472B-9654-495B0DBD4B34 --NO-STARTVM-ERRORMSGBOX --SUP-HARDENING-LOG=C:\USERS\ADIL KHAN\VIRTUALBOX VMS\KALI-LINUX-2024.2-VIRTUALBOX-AMD64\LOGS\VBOXHARDENING.LOG, VIRTUALBOXVM.EXE
UI Elements: QWidget, UIMachineViewNormal, QWidget, kali-linux-2024.2-virtualbox-amd64 [Running] - Oracle VM VirtualBox, UIMachineWindowNormal

Step 119: User left click on "Word 2016 - 1 running window (button)"

Program: Windows Explorer, 10.0.19041.1620 (WinBuild.160101.0800), Microsoft Corporation, EXPLORER.EXE, EXPLORER.EXE
UI Elements: Word 2016 - 1 running window, Running applications, MSTaskListWClass, Running applications, MSTaskSwWClass, ReBarWindow32, Taskbar, Shell_TrayWnd

Step 120: User left click on "Word 2016 - 1 running window (button)"

Program: Windows Explorer, 10.0.19041.1620 (WinBuild.160101.0800), Microsoft Corporation, EXPLORER.EXE, EXPLORER.EXE

UI Elements: Word 2016 - 1 running window, Running applications, MSTaskListWClass, Running applications, MSTaskSwWClass, ReBarWindow32, Taskbar, Shell_TrayWnd

Step 121: User left click on "Word 2016 - 1 running window (button)"

Program: Windows Explorer, 10.0.19041.1620 (WinBuild.160101.0800), Microsoft Corporation, EXPLORER.EXE, EXPLORER.EXE

UI Elements: Word 2016 - 1 running window, Running applications, MSTaskListWClass, Running applications, MSTaskSwWClass, ReBarWindow32, Taskbar, Shell_TrayWnd

Step 122: User mouse wheel down on "Page 13 content (edit)" in "Lab Template-User - Word"

Program: Microsoft Word, 16.0.5452.1001, Microsoft Corporation, WINWORD.EXE /N C:\USERS\ADIL KHAN\DESKTOP\RESULTS\VB-STEPS RECORDER\EXPERIMENT-2\LAB TEMPLATE-USER.DOCX, WINWORD.EXE

UI Elements: Page 13 content, Page 13, Lab Template-User, _WwG, Lab Template-User, _WwB, _WwF, Lab Template-User - Word, OpusApp

Step 123: User left click on "Word 2016 - 1 running window (button)"

Program: Windows Explorer, 10.0.19041.1620 (WinBuild.160101.0800), Microsoft Corporation, EXPLORER.EXE, EXPLORER.EXE

UI Elements: Word 2016 - 1 running window, Running applications, MSTaskListWClass, Running applications, MSTaskSwWClass, ReBarWindow32, Taskbar, Shell_TrayWnd

Step 124: User left click on "Word 2016 - 1 running window (button)"

Program: Windows Explorer, 10.0.19041.1620 (WinBuild.160101.0800), Microsoft Corporation, EXPLORER.EXE, EXPLORER.EXE

UI Elements: Word 2016 - 1 running window, Running applications, MSTaskListWClass, Running applications, MSTaskSwWClass, ReBarWindow32, Taskbar, Shell_TrayWnd

Step 125: User left click on "Word 2016 - 1 running window (button)"

Program: Windows Explorer, 10.0.19041.1620 (WinBuild.160101.0800), Microsoft Corporation, EXPLORER.EXE, EXPLORER.EXE

UI Elements: Word 2016 - 1 running window, Running applications, MSTaskListWClass, Running applications, MSTaskSwWClass, ReBarWindow32, Taskbar, Shell_TrayWnd

Step 126: User left click on "Snipping Tool - 1 running window (button)"

Program: Windows Explorer, 10.0.19041.1620 (WinBuild.160101.0800), Microsoft Corporation, EXPLORER.EXE, EXPLORER.EXE

UI Elements: Snipping Tool - 1 running window, Running applications, MSTaskListWClass, Running applications, MSTaskSwWClass, ReBarWindow32, Taskbar, Shell_TrayWnd

Step 127: User left click on "New (button)" in "Snipping Tool"

Program: Snipping Tool, 10.0.19041.1 (WinBuild.160101.0800), Microsoft Corporation, SNIPPINGTOOL.EXE, SNIPPINGTOOL.EXE

UI Elements: New, ToolbarWindow32, Snipping Tool, Microsoft-Windows-SnipperEditor

Step 128: User mouse drag start

Program: Snipping Tool, 10.0.19041.1 (WinBuild.160101.0800), Microsoft Corporation, SNIPPINGTOOL.EXE, SNIPPINGTOOL.EXE

UI Elements: Microsoft-Windows-SnipperCaptureForm

Step 129: User mouse drag end

Program: Snipping Tool, 10.0.19041.1 (WinBuild.160101.0800), Microsoft Corporation, SNIPPINGTOOL.EXE, SNIPPINGTOOL.EXE

UI Elements: Microsoft-Windows-SnipperCaptureForm

Step 130: User keyboard input on "Snipping Tool (window)" in "Snipping Tool" [... Ctrl-S]

Program: Snipping Tool, 10.0.19041.1 (WinBuild.160101.0800), Microsoft Corporation, SNIPPINGTOOL.EXE, SNIPPINGTOOL.EXE

UI Elements: Snipping Tool, Microsoft-Windows-SnipperEditor

Step 131: User left click on "Save (button)" in "Save As"

Program: Snipping Tool, 10.0.19041.1 (WinBuild.160101.0800), Microsoft Corporation, SNIPPINGTOOL.EXE, SNIPPINGTOOL.EXE

UI Elements: Save, Button, Save As, #32770, Snipping Tool, Microsoft-Windows-SnipperEditor

Step 132: User left click on "Yes (button)" in "Confirm Save As"

Program: Snipping Tool, 10.0.19041.1 (WinBuild.160101.0800), Microsoft Corporation, SNIPPINGTOOL.EXE, SNIPPINGTOOL.EXE

UI Elements: Yes, CCPushButton, Confirm Save As, TaskDialog, Confirm Save As, #32770, Save As, #32770, Snipping Tool, Microsoft-Windows-SnipperEditor

Step 133: User left click on "Status Bar (Status Bar)" in "Snipping Tool"

Program: Snipping Tool, 10.0.19041.1 (WinBuild.160101.0800), Microsoft Corporation, SNIPPINGTOOL.EXE, SNIPPINGTOOL.EXE

UI Elements: Status Bar, NetUInetpane, NetUIHWNDElement, NUIPane, Status Bar, MsoWorkPane, Status Bar, MsoCommandBar, MsoDockBottom, MsoCommandBarDock, Lab Template-User - Word, OpusApp

Step 134: User left clicked

Program: Windows Explorer, 10.0.19041.1620 (WinBuild.160101.0800), Microsoft Corporation, EXPLORER.EXE, EXPLORER.EXE

UI Elements:

Step 135: User left click on "Page 14 content (edit)" in "Lab Template-User - Word"

Program: Microsoft Word, 16.0.5452.1001, Microsoft Corporation, WINWORD.EXE /N C:\USERS\ADIL KHAN\DESKTOP\RESULTS\VB-STEPS RECORDER\EXPERIMENT-2\LAB TEMPLATE-USER.DOCX, WINWORD.EXE

UI Elements: Page 14 content, Page 14, Lab Template-User, _WwG, Lab Template-User, _WwB, _WwF, Lab Template-User - Word, OpusApp

Step 136: User mouse wheel up on "Page 14 content (edit)" in "Lab Template-User - Word"

Program: Microsoft Word, 16.0.5452.1001, Microsoft Corporation, WINWORD.EXE /N C:\USERS\ADIL KHAN\DESKTOP\RESULTS\VB-STEPS RECORDER\EXPERIMENT-2\LAB TEMPLATE-USER.DOCX, WINWORD.EXE

UI Elements: Page 14 content, Page 14, Lab Template-User, _WwG, Lab Template-User, _WwB, _WwF, Lab Template-User - Word, OpusApp

Step 137: User left click on "Page 13 content (edit)" in "Lab Template-User - Word"

Program: Microsoft Word, 16.0.5452.1001, Microsoft Corporation, WINWORD.EXE /N C:\USERS\ADIL KHAN\DESKTOP\RESULTS\VB-STEPS RECORDER\EXPERIMENT-2\LAB TEMPLATE-USER.DOCX, WINWORD.EXE

UI Elements: Page 13 content, Page 13, Lab Template-User, _WwG, Lab Template-User, _WwB, _WwF, Lab Template-User - Word, OpusApp

Step 138: User left click on "Insert (Tab Item)" in "Lab Template-User - Word"

Program: Microsoft Word, 16.0.5452.1001, Microsoft Corporation, WINWORD.EXE /N C:\USERS\ADIL KHAN\DESKTOP\RESULTS\VB-STEPS RECORDER\EXPERIMENT-2\LAB TEMPLATE-USER.DOCX, WINWORD.EXE

UI Elements: Insert, NetUIRibbonTab, Ribbon Tabs, NetUIPanViewer, Ribbon, NetUInetpane, NetUIHWNDElement, NUIPane, Ribbon, MsoWorkPane, Ribbon, MsoCommandBar, MsoDockTop, MsoCommandBarDock, Lab Template-User -

Word, OpusApp

Step 139: User left click on "Pictures... (Button)" in "Lab Template-User - Word"

Program: Microsoft Word, 16.0.5452.1001, Microsoft Corporation, WINWORD.EXE /N C:\USERS\ADIL KHAN\DESKTOP\RESULTS\VB-STEPS RECORDER\EXPERIMENT-2\LAB TEMPLATE-USER.DOCX, WINWORD.EXE
UI Elements: Pictures..., NetUIRibbonButton, Illustrations, NetUIChunk, Insert, NetUIOrderedGroup, Lower Ribbon, NetUIPanViewer, Ribbon, NetUINETpane, NetUIHWNDElement, NUIPane, Ribbon, MsoWorkPane, Ribbon, MsoCommandBar, MsoDockTop, MsoCommandBarDock, Lab Template-User - Word, OpusApp

Step 140: User left click on "Name (edit)" in "Insert Picture"

Program: Microsoft Word, 16.0.5452.1001, Microsoft Corporation, WINWORD.EXE /N C:\USERS\ADIL KHAN\DESKTOP\RESULTS\VB-STEPS RECORDER\EXPERIMENT-2\LAB TEMPLATE-USER.DOCX, WINWORD.EXE
UI Elements: Name, UIProperty, Capture, UIItem, Items View, UIItemsView, Shell Folder View, DUIListView, Folder Layout Pane, Element, Explorer Pane, HWNDView, DUIViewWndClassName, Insert Picture, #32770, Lab Template-User - Word, OpusApp

Step 141: User mouse wheel down on "Page 14 content (edit)" in "Lab Template-User - Word"

Program: Microsoft Word, 16.0.5452.1001, Microsoft Corporation, WINWORD.EXE /N C:\USERS\ADIL KHAN\DESKTOP\RESULTS\VB-STEPS RECORDER\EXPERIMENT-2\LAB TEMPLATE-USER.DOCX, WINWORD.EXE
UI Elements: Page 14 content, Page 14, Lab Template-User, _WwG, Lab Template-User, _WwB, _WwF, Lab Template-User - Word, OpusApp

Step 142: User left click on "VirtualBox Virtual Machine - 2 running windows (menu item)"

Program: Windows Explorer, 10.0.19041.1620 (WinBuild.160101.0800), Microsoft Corporation, EXPLORER.EXE, EXPLORER.EXE
UI Elements: VirtualBox Virtual Machine - 2 running windows, Running applications, MSTaskListWClass, Running applications, MSTaskSwWClass, ReBarWindow32, Taskbar, Shell_TrayWnd

Step 143: User left click on "kali-linux-2024.2-virtualbox-amd64 [Running] - Oracle VM VirtualBox (list item)"

Program: Windows Explorer, 10.0.19041.1620 (WinBuild.160101.0800), Microsoft Corporation, EXPLORER.EXE, EXPLORER.EXE
UI Elements: kali-linux-2024.2-virtualbox-amd64 [Running] - Oracle VM VirtualBox, Task Switcher, TaskListThumbnailWnd

Step 144: User right click on "Taskbar (pane)"

Program: Windows Explorer, 10.0.19041.1620 (WinBuild.160101.0800), Microsoft Corporation, EXPLORER.EXE, EXPLORER.EXE
UI Elements: Taskbar, Shell_TrayWnd

Step 145: User left click on "Task Manager (menu item)"

Program: Windows Explorer, 10.0.19041.1620 (WinBuild.160101.0800), Microsoft Corporation, EXPLORER.EXE, EXPLORER.EXE
UI Elements: Task Manager, Context, #32768

Step 146: User left click on "Snipping Tool - 1 running window (button)"

Program: Windows Explorer, 10.0.19041.1620 (WinBuild.160101.0800), Microsoft Corporation, EXPLORER.EXE, EXPLORER.EXE
UI Elements: Snipping Tool - 1 running window, Running applications, MSTaskListWClass, Running applications, MSTaskSwWClass, ReBarWindow32, Taskbar, Shell_TrayWnd

Step 147: User left click on "New (button)" in "Snipping Tool"

Program: Snipping Tool, 10.0.19041.1 (WinBuild.160101.0800), Microsoft Corporation, SNIPPINGTOOL.EXE, SNIPPINGTOOL.EXE
UI Elements: New, ToolbarWindow32, Snipping Tool, Microsoft-Windows-SnipperEditor

Step 148: User mouse drag start

Program: Snipping Tool, 10.0.19041.1 (WinBuild.160101.0800), Microsoft Corporation, SNIPPINGTOOL.EXE, SNIPPINGTOOL.EXE

UI Elements: Microsoft-Windows-SnipperCaptureForm

Step 149: User mouse drag end

Program: Snipping Tool, 10.0.19041.1 (WinBuild.160101.0800), Microsoft Corporation, SNIPPINGTOOL.EXE, SNIPPINGTOOL.EXE

UI Elements: Microsoft-Windows-SnipperCaptureForm

Step 150: User keyboard input on "Snipping Tool (window)" in "Snipping Tool" [... Ctrl-S]

Program: Snipping Tool, 10.0.19041.1 (WinBuild.160101.0800), Microsoft Corporation, SNIPPINGTOOL.EXE, SNIPPINGTOOL.EXE

UI Elements: Snipping Tool, Microsoft-Windows-SnipperEditor

Step 151: User left click on "Name (edit)" in "Save As"

Program: Snipping Tool, 10.0.19041.1 (WinBuild.160101.0800), Microsoft Corporation, SNIPPINGTOOL.EXE, SNIPPINGTOOL.EXE

UI Elements: Name, UIProperty, Task Manager-win10-host, UIItem, Items View, UIItemsView, Shell Folder View, DUIListView, Folder Layout Pane, Element, Explorer Pane, HWNDView, DUIViewWndClassName, Save As, #32770, Snipping Tool, Microsoft-Windows-SnipperEditor

Step 152: User left click on "Save (button)" in "Save As"

Program: Snipping Tool, 10.0.19041.1 (WinBuild.160101.0800), Microsoft Corporation, SNIPPINGTOOL.EXE, SNIPPINGTOOL.EXE

UI Elements: Save, Button, Save As, #32770, Snipping Tool, Microsoft-Windows-SnipperEditor

Step 153: User left click on "Yes (button)" in "Confirm Save As"

Program: Snipping Tool, 10.0.19041.1 (WinBuild.160101.0800), Microsoft Corporation, SNIPPINGTOOL.EXE, SNIPPINGTOOL.EXE

UI Elements: Yes, CCPushButton, Confirm Save As, TaskDialog, Confirm Save As, #32770, Save As, #32770, Snipping Tool, Microsoft-Windows-SnipperEditor

Step 154: User left click on "Restore (button)" in "Snipping Tool"

Program: Snipping Tool, 10.0.19041.1 (WinBuild.160101.0800), Microsoft Corporation, SNIPPINGTOOL.EXE, SNIPPINGTOOL.EXE

UI Elements: Restore, Snipping Tool, Microsoft-Windows-SnipperEditor

Step 155: User left click on "kali-linux-2024.2-virtualbox-amd64 [Running] - Oracle VM VirtualBox (window)" in "Snipping Tool"

Program: Snipping Tool, 10.0.19041.1 (WinBuild.160101.0800), Microsoft Corporation, SNIPPINGTOOL.EXE, SNIPPINGTOOL.EXE

UI Elements: kali-linux-2024.2-virtualbox-amd64 [Running] - Oracle VM VirtualBox, UIMachineWindowNormal

Step 156: User left click on "Close (button)" in "Task Manager"

Program: Task Manager, 10.0.19041.1202 (WinBuild.160101.0800), Microsoft Corporation, TASKMGR.EXE /4, TASKMGR.EXE

UI Elements: Close, Task Manager, TaskManagerWindow

Step 157: User left click on "VirtualBox Virtual Machine - 2 running windows (menu item)"

Program: Windows Explorer, 10.0.19041.1620 (WinBuild.160101.0800), Microsoft Corporation, EXPLORER.EXE, EXPLORER.EXE

UI Elements: VirtualBox Virtual Machine - 2 running windows, Running applications, MSTaskListWClass, Running applications, MSTaskSwWClass, ReBarWindow32, Taskbar, Shell_TrayWnd

Step 158: User left click on "Windows10 [Running] - Oracle VM VirtualBox (list item)"

Program: Windows Explorer, 10.0.19041.1620 (WinBuild.160101.0800), Microsoft Corporation, EXPLORER.EXE, EXPLORER.EXE

UI Elements: Windows10 [Running] - Oracle VM VirtualBox, Task Switcher, TaskListThumbnailWnd

Step 159: User left click on "Windows10 [Running] - Oracle VM VirtualBox (window)" in "Windows10 [Running] - Oracle VM VirtualBox"

Program: VirtualBox Virtual Machine, 7.0.20.163906, Oracle and/or its affiliates, 60EAF78-4BDD-042D-2E72-669728EFD737-SUPLIB-3RDCHILD --COMMENT WINDOWS10 --STARTVM E8FD5E16-DD71-4120-B2D8-EE0BC32076A3 --NO-STARTVM-ERRORMSGBOX --SUP-HARDENING-LOG=C:\USERS\ADIL KHAN\VIRTUALBOX VMS\WINDOWS10\LOGS\VBOXHARDENING.LOG, VIRTUALBOXVM.EXE

UI Elements: QWidjet, UIMachineViewNormal, QWidjet, Windows10 [Running] - Oracle VM VirtualBox, UIMachineWindowNormal

Step 160: User left click on "VirtualBox Virtual Machine - 2 running windows (menu item)"

Program: Windows Explorer, 10.0.19041.1620 (WinBuild.160101.0800), Microsoft Corporation, EXPLORER.EXE, EXPLORER.EXE

UI Elements: VirtualBox Virtual Machine - 2 running windows, Running applications, MSTaskListWClass, Running applications, MSTaskSwWClass, ReBarWindow32, Taskbar, Shell_TrayWnd

Step 161: User left click on "kali-linux-2024.2-virtualbox-amd64 [Running] - Oracle VM VirtualBox (list item)"

Program: Windows Explorer, 10.0.19041.1620 (WinBuild.160101.0800), Microsoft Corporation, EXPLORER.EXE, EXPLORER.EXE

UI Elements: kali-linux-2024.2-virtualbox-amd64 [Running] - Oracle VM VirtualBox, Task Switcher, TaskListThumbnailWnd

Step 162: User mouse drag start on "kali-linux-2024.2-virtualbox-amd64 [Running] - Oracle VM VirtualBox (window)" in "kali-linux-2024.2-virtualbox-amd64 [Running] - Oracle VM VirtualBox"

Program: VirtualBox Virtual Machine, 7.0.20.163906, Oracle and/or its affiliates, 60EAF78-4BDD-042D-2E72-669728EFD737-SUPLIB-3RDCHILD --COMMENT KALI-LINUX-2024.2-VIRTUALBOX-AMD64 --STARTVM EB154BC0-6F1E-472B-9654-495B0DBD4B34 --NO-STARTVM-ERRORMSGBOX --SUP-HARDENING-LOG=C:\USERS\ADIL KHAN\VIRTUALBOX VMS\KALI-LINUX-2024.2-VIRTUALBOX-AMD64\LOGS\VBOXHARDENING.LOG, VIRTUALBOXVM.EXE

UI Elements: QWidjet, UIMachineViewNormal, QWidjet, kali-linux-2024.2-virtualbox-amd64 [Running] - Oracle VM VirtualBox, UIMachineWindowNormal

Step 163: User mouse drag end on "kali-linux-2024.2-virtualbox-amd64 [Running] - Oracle VM VirtualBox (window)" in "kali-linux-2024.2-virtualbox-amd64 [Running] - Oracle VM VirtualBox"

Program: VirtualBox Virtual Machine, 7.0.20.163906, Oracle and/or its affiliates, 60EAF78-4BDD-042D-2E72-669728EFD737-SUPLIB-3RDCHILD --COMMENT KALI-LINUX-2024.2-VIRTUALBOX-AMD64 --STARTVM EB154BC0-6F1E-472B-9654-495B0DBD4B34 --NO-STARTVM-ERRORMSGBOX --SUP-HARDENING-LOG=C:\USERS\ADIL KHAN\VIRTUALBOX VMS\KALI-LINUX-2024.2-VIRTUALBOX-AMD64\LOGS\VBOXHARDENING.LOG, VIRTUALBOXVM.EXE

UI Elements: QWidjet, UIMachineViewNormal, QWidjet, kali-linux-2024.2-virtualbox-amd64 [Running] - Oracle VM VirtualBox, UIMachineWindowNormal

Step 164: User left click on "Snipping Tool - 1 running window (button)"

Program: Windows Explorer, 10.0.19041.1620 (WinBuild.160101.0800), Microsoft Corporation, EXPLORER.EXE, EXPLORER.EXE

UI Elements: Snipping Tool - 1 running window, Running applications, MSTaskListWClass, Running applications, MSTaskSwWClass, ReBarWindow32, Taskbar, Shell_TrayWnd

Step 165: User left click on "New (button)" in "Snipping Tool"

Program: Snipping Tool, 10.0.19041.1 (WinBuild.160101.0800), Microsoft Corporation, SNIPPINGTOOL.EXE, SNIPPINGTOOL.EXE

UI Elements: New, ToolbarWindow32, Snipping Tool, Microsoft-Windows-SnipperEditor

Step 166: User mouse drag start

Program: Snipping Tool, 10.0.19041.1 (WinBuild.160101.0800), Microsoft Corporation, SNIPPINGTOOL.EXE, SNIPPINGTOOL.EXE

UI Elements: Microsoft-Windows-SnipperCaptureForm

Step 167: User mouse drag end

Program: Snipping Tool, 10.0.19041.1 (WinBuild.160101.0800), Microsoft Corporation, SNIPPINGTOOL.EXE, SNIPPINGTOOL.EXE

UI Elements: Microsoft-Windows-SnipperCaptureForm

Step 168: User keyboard input on "Snipping Tool (window)" in "Snipping Tool" [... Ctrl-S]

Program: Snipping Tool, 10.0.19041.1 (WinBuild.160101.0800), Microsoft Corporation, SNIPPINGTOOL.EXE, SNIPPINGTOOL.EXE

UI Elements: Snipping Tool, Microsoft-Windows-SnipperEditor

Step 169: User left click on "Save (button)" in "Save As"

Program: Snipping Tool, 10.0.19041.1 (WinBuild.160101.0800), Microsoft Corporation, SNIPPINGTOOL.EXE, SNIPPINGTOOL.EXE

UI Elements: Save, Button, Save As, #32770, Snipping Tool, Microsoft-Windows-SnipperEditor

Step 170: User left click on "Yes (button)" in "Confirm Save As"

Program: Snipping Tool, 10.0.19041.1 (WinBuild.160101.0800), Microsoft Corporation, SNIPPINGTOOL.EXE, SNIPPINGTOOL.EXE

UI Elements: Yes, CCPushButton, Confirm Save As, TaskDialog, Confirm Save As, #32770, Save As, #32770, Snipping Tool, Microsoft-Windows-SnipperEditor

Step 171: User left click on "Minimize (button)" in "Snipping Tool"

Program: Snipping Tool, 10.0.19041.1 (WinBuild.160101.0800), Microsoft Corporation, SNIPPINGTOOL.EXE, SNIPPINGTOOL.EXE

UI Elements: Minimize, Snipping Tool, Microsoft-Windows-SnipperEditor

Step 172: User left click on "Word 2016 - 1 running window (button)"

Program: Windows Explorer, 10.0.19041.1620 (WinBuild.160101.0800), Microsoft Corporation, EXPLORER.EXE, EXPLORER.EXE

UI Elements: Word 2016 - 1 running window, Running applications, MSTaskListWClass, Running applications, MSTaskSwWClass, ReBarWindow32, Taskbar, Shell_TrayWnd

Step 173: User mouse wheel down on "Page 14 content (edit)" in "Lab Template-User - Word"

Program: Microsoft Word, 16.0.5452.1001, Microsoft Corporation, WINWORD.EXE /N C:\USERS\ADIL KHAN\DESKTOP\RESULTS\VB-STEPS RECORDER\EXPERIMENT-2\LAB TEMPLATE-USER.DOCX, WINWORD.EXE

UI Elements: Page 14 content, Page 14, Lab Template-User, _WwG, Lab Template-User, _WwB, _WwF, Lab Template-User - Word, OpusApp

Step 174: User left click on "Page 14 content (edit)" in "Lab Template-User - Word"

Program: Microsoft Word, 16.0.5452.1001, Microsoft Corporation, WINWORD.EXE /N C:\USERS\ADIL KHAN\DESKTOP\RESULTS\VB-STEPS RECORDER\EXPERIMENT-2\LAB TEMPLATE-USER.DOCX, WINWORD.EXE

UI Elements: Page 14 content, Page 14, Lab Template-User, _WwG, Lab Template-User, _WwB, _WwF, Lab Template-User - Word, OpusApp

Step 175: User left click on "Insert (Tab Item)" in "Lab Template-User - Word"

Program: Microsoft Word, 16.0.5452.1001, Microsoft Corporation, WINWORD.EXE /N C:\USERS\ADIL KHAN\DESKTOP\RESULTS\VB-STEPS RECORDER\EXPERIMENT-2\LAB TEMPLATE-USER.DOCX, WINWORD.EXE

UI Elements: Insert, NetUIRibbonTab, Ribbon Tabs, NetUIPanViewer, Ribbon, NetUInetpane, NetUIHWNDElement,

NUIPane, Ribbon, MsoWorkPane, Ribbon, MsoCommandBar, MsoDockTop, MsoCommandBarDock, Lab Template-User - Word, OpusApp

Step 176: User left click on "Pictures... (Button)" in "Lab Template-User - Word"

*Program: Microsoft Word, 16.0.5452.1001, Microsoft Corporation, WINWORD.EXE /N C:\USERS\ADIL KHAN\DESKTOP\RESULTS\VB-STEPS RECORDER\EXPERIMENT-2\LAB TEMPLATE-USER.DOCX, WINWORD.EXE
UI Elements: Pictures..., NetUIRibbonButton, Illustrations, NetUIChunk, Insert, NetUIOrderedGroup, Lower Ribbon, NetUIPanViewer, Ribbon, NetUINETpane, NetUIHWNDElement, NUIPane, Ribbon, MsoWorkPane, Ribbon, MsoCommandBar, MsoDockTop, MsoCommandBarDock, Lab Template-User - Word, OpusApp*

Step 177: User left double click on "Capture (list item)" in "Insert Picture"

*Program: Microsoft Word, 16.0.5452.1001, Microsoft Corporation, WINWORD.EXE /N C:\USERS\ADIL KHAN\DESKTOP\RESULTS\VB-STEPS RECORDER\EXPERIMENT-2\LAB TEMPLATE-USER.DOCX, WINWORD.EXE
UI Elements: Capture, UIItem, Items View, UIItemsView, Shell Folder View, DUIListView, Folder Layout Pane, Element, Explorer Pane, HWNDView, DUIViewWndClassName, Insert Picture, #32770, Lab Template-User - Word, OpusApp*

Step 178: User mouse wheel down on "Page 15 content (edit)" in "Lab Template-User - Word"

*Program: Microsoft Word, 16.0.5452.1001, Microsoft Corporation, WINWORD.EXE /N C:\USERS\ADIL KHAN\DESKTOP\RESULTS\VB-STEPS RECORDER\EXPERIMENT-2\LAB TEMPLATE-USER.DOCX, WINWORD.EXE
UI Elements: Page 15 content, Page 15, Lab Template-User, _WwG, Lab Template-User, _WwB, _WwF, Lab Template-User - Word, OpusApp*

Step 179: User left click on "Page 15 content (edit)" in "Lab Template-User - Word"

*Program: Microsoft Word, 16.0.5452.1001, Microsoft Corporation, WINWORD.EXE /N C:\USERS\ADIL KHAN\DESKTOP\RESULTS\VB-STEPS RECORDER\EXPERIMENT-2\LAB TEMPLATE-USER.DOCX, WINWORD.EXE
UI Elements: Page 15 content, Page 15, Lab Template-User, _WwG, Lab Template-User, _WwB, _WwF, Lab Template-User - Word, OpusApp*

Step 180: User left click on "VirtualBox Virtual Machine - 2 running windows (menu item)"

*Program: Windows Explorer, 10.0.19041.1620 (WinBuild.160101.0800), Microsoft Corporation, EXPLORER.EXE, EXPLORER.EXE
UI Elements: VirtualBox Virtual Machine - 2 running windows, Running applications, MSTaskListWClass, Running applications, MSTaskSwWClass, ReBarWindow32, Taskbar, Shell_TrayWnd*

Step 181: User left click on "kali-linux-2024.2-virtualbox-amd64 [Running] - Oracle VM VirtualBox (list item)"

*Program: Windows Explorer, 10.0.19041.1620 (WinBuild.160101.0800), Microsoft Corporation, EXPLORER.EXE, EXPLORER.EXE
UI Elements: kali-linux-2024.2-virtualbox-amd64 [Running] - Oracle VM VirtualBox, Task Switcher, TaskListThumbnailWnd*

Step 182: User left click on "kali-linux-2024.2-virtualbox-amd64 [Running] - Oracle VM VirtualBox (window)" in "kali-linux-2024.2-virtualbox-amd64 [Running] - Oracle VM VirtualBox"

*Program: VirtualBox Virtual Machine, 7.0.20.163906, Oracle and/or its affiliates, 60EAF78-4BDD-042D-2E72-669728EFD737-SUPLIB-3RDCHILD --COMMENT KALI-LINUX-2024.2-VIRTUALBOX-AMD64 --STARTVM EB154BC0-6F1E-472B-9654-495B0DBD4B34 --NO-STARTVM-ERRORMSGBOX --SUP-HARDENING-LOG=C:\USERS\ADIL KHAN\VIRTUALBOX VMS\KALI-LINUX-2024.2-VIRTUALBOX-AMD64\LOGS\VBXHARDENING.LOG, VIRTUALBOXVM.EXE
UI Elements: QWidget, UIMachineViewNormal, QWidget, kali-linux-2024.2-virtualbox-amd64 [Running] - Oracle VM VirtualBox, UIMachineWindowNormal*

Step 183: User left click on "kali-linux-2024.2-virtualbox-amd64 [Running] - Oracle VM VirtualBox (window)" in "kali-linux-2024.2-virtualbox-amd64 [Running] - Oracle VM VirtualBox"

Program: VirtualBox Virtual Machine, 7.0.20.163906, Oracle and/or its affiliates, 60EAF78-4BDD-042D-2E72-669728EFD737-SUPLIB-3RDCHILD --COMMENT KALI-LINUX-2024.2-VIRTUALBOX-AMD64 --STARTVM EB154BC0-6F1E-472B-9654-495B0DBD4B34 --NO-STARTVM-ERRORMSGBOX --SUP-HARDENING-LOG=C:\USERS\ADIL KHAN\VIRTUALBOX VMS\KALI-LINUX-2024.2-VIRTUALBOX-AMD64\LOGS\VBXHARDENING.LOG, VIRTUALBOXVM.EXE

UI Elements: QWidget, UIMachineViewNormal, QWidget, kali-linux-2024.2-virtualbox-amd64 [Running] - Oracle VM VirtualBox, UIMachineWindowNormal

Step 184: User left click on "kali-linux-2024.2-virtualbox-amd64 [Running] - Oracle VM VirtualBox (window)" in "kali-linux-2024.2-virtualbox-amd64 [Running] - Oracle VM VirtualBox"

Program: VirtualBox Virtual Machine, 7.0.20.163906, Oracle and/or its affiliates, 60EAF78-4BDD-042D-2E72-669728EFD737-SUPLIB-3RDCHILD --COMMENT KALI-LINUX-2024.2-VIRTUALBOX-AMD64 --STARTVM EB154BC0-6F1E-472B-9654-495B0DBD4B34 --NO-STARTVM-ERRORMSGBOX --SUP-HARDENING-LOG=C:\USERS\ADIL KHAN\VIRTUALBOX VMS\KALI-LINUX-2024.2-VIRTUALBOX-AMD64\LOGS\VBOXHARDENING.LOG, VIRTUALBOXVM.EXE
UI Elements: QWidget, UIMachineViewNormal, QWidget, kali-linux-2024.2-virtualbox-amd64 [Running] - Oracle VM VirtualBox, UIMachineWindowNormal

Step 185: User mouse wheel down on "kali-linux-2024.2-virtualbox-amd64 [Running] - Oracle VM VirtualBox (window)" in "kali-linux-2024.2-virtualbox-amd64 [Running] - Oracle VM VirtualBox"

Program: VirtualBox Virtual Machine, 7.0.20.163906, Oracle and/or its affiliates, 60EAF78-4BDD-042D-2E72-669728EFD737-SUPLIB-3RDCHILD --COMMENT KALI-LINUX-2024.2-VIRTUALBOX-AMD64 --STARTVM EB154BC0-6F1E-472B-9654-495B0DBD4B34 --NO-STARTVM-ERRORMSGBOX --SUP-HARDENING-LOG=C:\USERS\ADIL KHAN\VIRTUALBOX VMS\KALI-LINUX-2024.2-VIRTUALBOX-AMD64\LOGS\VBOXHARDENING.LOG, VIRTUALBOXVM.EXE
UI Elements: QWidget, UIMachineViewNormal, QWidget, kali-linux-2024.2-virtualbox-amd64 [Running] - Oracle VM VirtualBox, UIMachineWindowNormal

Step 186: User mouse wheel up on "kali-linux-2024.2-virtualbox-amd64 [Running] - Oracle VM VirtualBox (window)" in "kali-linux-2024.2-virtualbox-amd64 [Running] - Oracle VM VirtualBox"

Program: VirtualBox Virtual Machine, 7.0.20.163906, Oracle and/or its affiliates, 60EAF78-4BDD-042D-2E72-669728EFD737-SUPLIB-3RDCHILD --COMMENT KALI-LINUX-2024.2-VIRTUALBOX-AMD64 --STARTVM EB154BC0-6F1E-472B-9654-495B0DBD4B34 --NO-STARTVM-ERRORMSGBOX --SUP-HARDENING-LOG=C:\USERS\ADIL KHAN\VIRTUALBOX VMS\KALI-LINUX-2024.2-VIRTUALBOX-AMD64\LOGS\VBOXHARDENING.LOG, VIRTUALBOXVM.EXE
UI Elements: QWidget, UIMachineViewNormal, QWidget, kali-linux-2024.2-virtualbox-amd64 [Running] - Oracle VM VirtualBox, UIMachineWindowNormal

Step 187: User mouse wheel down on "kali-linux-2024.2-virtualbox-amd64 [Running] - Oracle VM VirtualBox (window)" in "kali-linux-2024.2-virtualbox-amd64 [Running] - Oracle VM VirtualBox"

Program: VirtualBox Virtual Machine, 7.0.20.163906, Oracle and/or its affiliates, 60EAF78-4BDD-042D-2E72-669728EFD737-SUPLIB-3RDCHILD --COMMENT KALI-LINUX-2024.2-VIRTUALBOX-AMD64 --STARTVM EB154BC0-6F1E-472B-9654-495B0DBD4B34 --NO-STARTVM-ERRORMSGBOX --SUP-HARDENING-LOG=C:\USERS\ADIL KHAN\VIRTUALBOX VMS\KALI-LINUX-2024.2-VIRTUALBOX-AMD64\LOGS\VBOXHARDENING.LOG, VIRTUALBOXVM.EXE
UI Elements: QWidget, UIMachineViewNormal, QWidget, kali-linux-2024.2-virtualbox-amd64 [Running] - Oracle VM VirtualBox, UIMachineWindowNormal

Step 188: User left click on "kali-linux-2024.2-virtualbox-amd64 [Running] - Oracle VM VirtualBox (window)" in "kali-linux-2024.2-virtualbox-amd64 [Running] - Oracle VM VirtualBox"

Program: VirtualBox Virtual Machine, 7.0.20.163906, Oracle and/or its affiliates, 60EAF78-4BDD-042D-2E72-669728EFD737-SUPLIB-3RDCHILD --COMMENT KALI-LINUX-2024.2-VIRTUALBOX-AMD64 --STARTVM EB154BC0-6F1E-472B-9654-495B0DBD4B34 --NO-STARTVM-ERRORMSGBOX --SUP-HARDENING-LOG=C:\USERS\ADIL KHAN\VIRTUALBOX VMS\KALI-LINUX-2024.2-VIRTUALBOX-AMD64\LOGS\VBOXHARDENING.LOG, VIRTUALBOXVM.EXE
UI Elements: QWidget, UIMachineViewNormal, QWidget, kali-linux-2024.2-virtualbox-amd64 [Running] - Oracle VM VirtualBox, UIMachineWindowNormal

Step 189: User left click on "kali-linux-2024.2-virtualbox-amd64 [Running] - Oracle VM VirtualBox (window)" in "kali-linux-2024.2-virtualbox-amd64 [Running] - Oracle VM VirtualBox"

Program: VirtualBox Virtual Machine, 7.0.20.163906, Oracle and/or its affiliates, 60EAF78-4BDD-042D-2E72-669728EFD737-SUPLIB-3RDCHILD --COMMENT KALI-LINUX-2024.2-VIRTUALBOX-AMD64 --STARTVM EB154BC0-6F1E-472B-9654-495B0DBD4B34 --NO-STARTVM-ERRORMSGBOX --SUP-HARDENING-LOG=C:\USERS\ADIL KHAN\VIRTUALBOX VMS\KALI-LINUX-2024.2-VIRTUALBOX-AMD64\LOGS\VBOXHARDENING.LOG, VIRTUALBOXVM.EXE

UI Elements: QWidget, UIMachineViewNormal, QWidget, kali-linux-2024.2-virtualbox-amd64 [Running] - Oracle VM VirtualBox, UIMachineWindowNormal

Step 190: User left click on "kali-linux-2024.2-virtualbox-amd64 [Running] - Oracle VM VirtualBox (window)" in "kali-linux-2024.2-virtualbox-amd64 [Running] - Oracle VM VirtualBox"

Program: VirtualBox Virtual Machine, 7.0.20.163906, Oracle and/or its affiliates, 60EAF78-4BDD-042D-2E72-669728EFD737-SUPLIB-3RDCHILD --COMMENT KALI-LINUX-2024.2-VIRTUALBOX-AMD64 --STARTVM EB154BC0-6F1E-472B-9654-495B0DBD4B34 --NO-STARTVM-ERRORMSGBOX --SUP-HARDENING-LOG=C:\USERS\ADIL KHAN\VIRTUALBOX VMS\KALI-LINUX-2024.2-VIRTUALBOX-AMD64\LOGS\VBOXHARDENING.LOG, VIRTUALBOXVM.EXE
UI Elements: QWidget, UIMachineViewNormal, QWidget, kali-linux-2024.2-virtualbox-amd64 [Running] - Oracle VM VirtualBox, UIMachineWindowNormal

Step 191: User left click on "kali-linux-2024.2-virtualbox-amd64 [Running] - Oracle VM VirtualBox (window)" in "kali-linux-2024.2-virtualbox-amd64 [Running] - Oracle VM VirtualBox"

Program: VirtualBox Virtual Machine, 7.0.20.163906, Oracle and/or its affiliates, 60EAF78-4BDD-042D-2E72-669728EFD737-SUPLIB-3RDCHILD --COMMENT KALI-LINUX-2024.2-VIRTUALBOX-AMD64 --STARTVM EB154BC0-6F1E-472B-9654-495B0DBD4B34 --NO-STARTVM-ERRORMSGBOX --SUP-HARDENING-LOG=C:\USERS\ADIL KHAN\VIRTUALBOX VMS\KALI-LINUX-2024.2-VIRTUALBOX-AMD64\LOGS\VBOXHARDENING.LOG, VIRTUALBOXVM.EXE
UI Elements: QWidget, UIMachineViewNormal, QWidget, kali-linux-2024.2-virtualbox-amd64 [Running] - Oracle VM VirtualBox, UIMachineWindowNormal

Step 192: User left click on "kali-linux-2024.2-virtualbox-amd64 [Running] - Oracle VM VirtualBox (window)" in "kali-linux-2024.2-virtualbox-amd64 [Running] - Oracle VM VirtualBox"

Program: VirtualBox Virtual Machine, 7.0.20.163906, Oracle and/or its affiliates, 60EAF78-4BDD-042D-2E72-669728EFD737-SUPLIB-3RDCHILD --COMMENT KALI-LINUX-2024.2-VIRTUALBOX-AMD64 --STARTVM EB154BC0-6F1E-472B-9654-495B0DBD4B34 --NO-STARTVM-ERRORMSGBOX --SUP-HARDENING-LOG=C:\USERS\ADIL KHAN\VIRTUALBOX VMS\KALI-LINUX-2024.2-VIRTUALBOX-AMD64\LOGS\VBOXHARDENING.LOG, VIRTUALBOXVM.EXE
UI Elements: QWidget, UIMachineViewNormal, QWidget, kali-linux-2024.2-virtualbox-amd64 [Running] - Oracle VM VirtualBox, UIMachineWindowNormal

Step 193: User mouse wheel down on "kali-linux-2024.2-virtualbox-amd64 [Running] - Oracle VM VirtualBox (window)" in "kali-linux-2024.2-virtualbox-amd64 [Running] - Oracle VM VirtualBox"

Program: VirtualBox Virtual Machine, 7.0.20.163906, Oracle and/or its affiliates, 60EAF78-4BDD-042D-2E72-669728EFD737-SUPLIB-3RDCHILD --COMMENT KALI-LINUX-2024.2-VIRTUALBOX-AMD64 --STARTVM EB154BC0-6F1E-472B-9654-495B0DBD4B34 --NO-STARTVM-ERRORMSGBOX --SUP-HARDENING-LOG=C:\USERS\ADIL KHAN\VIRTUALBOX VMS\KALI-LINUX-2024.2-VIRTUALBOX-AMD64\LOGS\VBOXHARDENING.LOG, VIRTUALBOXVM.EXE
UI Elements: QWidget, UIMachineViewNormal, QWidget, kali-linux-2024.2-virtualbox-amd64 [Running] - Oracle VM VirtualBox, UIMachineWindowNormal

Step 194: User mouse wheel up on "kali-linux-2024.2-virtualbox-amd64 [Running] - Oracle VM VirtualBox (window)" in "kali-linux-2024.2-virtualbox-amd64 [Running] - Oracle VM VirtualBox"

Program: VirtualBox Virtual Machine, 7.0.20.163906, Oracle and/or its affiliates, 60EAF78-4BDD-042D-2E72-669728EFD737-SUPLIB-3RDCHILD --COMMENT KALI-LINUX-2024.2-VIRTUALBOX-AMD64 --STARTVM EB154BC0-6F1E-472B-9654-495B0DBD4B34 --NO-STARTVM-ERRORMSGBOX --SUP-HARDENING-LOG=C:\USERS\ADIL KHAN\VIRTUALBOX VMS\KALI-LINUX-2024.2-VIRTUALBOX-AMD64\LOGS\VBOXHARDENING.LOG, VIRTUALBOXVM.EXE
UI Elements: QWidget, UIMachineViewNormal, QWidget, kali-linux-2024.2-virtualbox-amd64 [Running] - Oracle VM VirtualBox, UIMachineWindowNormal

Step 195: User left click on "kali-linux-2024.2-virtualbox-amd64 [Running] - Oracle VM VirtualBox (window)" in "kali-linux-2024.2-virtualbox-amd64 [Running] - Oracle VM VirtualBox"

Program: VirtualBox Virtual Machine, 7.0.20.163906, Oracle and/or its affiliates, 60EAF78-4BDD-042D-2E72-669728EFD737-SUPLIB-3RDCHILD --COMMENT KALI-LINUX-2024.2-VIRTUALBOX-AMD64 --STARTVM EB154BC0-6F1E-472B-9654-495B0DBD4B34 --NO-STARTVM-ERRORMSGBOX --SUP-HARDENING-LOG=C:\USERS\ADIL KHAN\VIRTUALBOX VMS\KALI-LINUX-2024.2-VIRTUALBOX-AMD64\LOGS\VBOXHARDENING.LOG, VIRTUALBOXVM.EXE

UI Elements: QWidjet, UIMachineViewNormal, QWidjet, kali-linux-2024.2-virtualbox-amd64 [Running] - Oracle VM VirtualBox, UIMachineWindowNormal

Step 196: User left click on "kali-linux-2024.2-virtualbox-amd64 [Running] - Oracle VM VirtualBox (window)" in "kali-linux-2024.2-virtualbox-amd64 [Running] - Oracle VM VirtualBox"

Program: VirtualBox Virtual Machine, 7.0.20.163906, Oracle and/or its affiliates, 60EAF78-4BDD-042D-2E72-669728EFD737-SUPLIB-3RDCHILD --COMMENT KALI-LINUX-2024.2-VIRTUALBOX-AMD64 --STARTVM EB154BC0-6F1E-472B-9654-495B0DBD4B34 --NO-STARTVM-ERRORMSGBOX --SUP-HARDENING-LOG=C:\USERS\ADIL KHAN\VIRTUALBOX VMS\KALI-LINUX-2024.2-VIRTUALBOX-AMD64\LOGS\VBOXHARDENING.LOG, VIRTUALBOXVM.EXE
UI Elements: QWidjet, UIMachineViewNormal, QWidjet, kali-linux-2024.2-virtualbox-amd64 [Running] - Oracle VM VirtualBox, UIMachineWindowNormal

Step 197: User left click on "kali-linux-2024.2-virtualbox-amd64 [Running] - Oracle VM VirtualBox (window)" in "kali-linux-2024.2-virtualbox-amd64 [Running] - Oracle VM VirtualBox"

Program: VirtualBox Virtual Machine, 7.0.20.163906, Oracle and/or its affiliates, 60EAF78-4BDD-042D-2E72-669728EFD737-SUPLIB-3RDCHILD --COMMENT KALI-LINUX-2024.2-VIRTUALBOX-AMD64 --STARTVM EB154BC0-6F1E-472B-9654-495B0DBD4B34 --NO-STARTVM-ERRORMSGBOX --SUP-HARDENING-LOG=C:\USERS\ADIL KHAN\VIRTUALBOX VMS\KALI-LINUX-2024.2-VIRTUALBOX-AMD64\LOGS\VBOXHARDENING.LOG, VIRTUALBOXVM.EXE
UI Elements: QWidjet, UIMachineViewNormal, QWidjet, kali-linux-2024.2-virtualbox-amd64 [Running] - Oracle VM VirtualBox, UIMachineWindowNormal

Step 198: User left click on "kali-linux-2024.2-virtualbox-amd64 [Running] - Oracle VM VirtualBox (window)" in "kali-linux-2024.2-virtualbox-amd64 [Running] - Oracle VM VirtualBox"

Program: VirtualBox Virtual Machine, 7.0.20.163906, Oracle and/or its affiliates, 60EAF78-4BDD-042D-2E72-669728EFD737-SUPLIB-3RDCHILD --COMMENT KALI-LINUX-2024.2-VIRTUALBOX-AMD64 --STARTVM EB154BC0-6F1E-472B-9654-495B0DBD4B34 --NO-STARTVM-ERRORMSGBOX --SUP-HARDENING-LOG=C:\USERS\ADIL KHAN\VIRTUALBOX VMS\KALI-LINUX-2024.2-VIRTUALBOX-AMD64\LOGS\VBOXHARDENING.LOG, VIRTUALBOXVM.EXE
UI Elements: QWidjet, UIMachineViewNormal, QWidjet, kali-linux-2024.2-virtualbox-amd64 [Running] - Oracle VM VirtualBox, UIMachineWindowNormal

Step 199: User left click on "Snipping Tool - 1 running window (button)"

Program: Windows Explorer, 10.0.19041.1620 (WinBuild.160101.0800), Microsoft Corporation, EXPLORER.EXE, EXPLORER.EXE
UI Elements: Snipping Tool - 1 running window, Running applications, MSTaskListWClass, Running applications, MSTaskSwWClass, ReBarWindow32, Taskbar, Shell_TrayWnd

Step 200: User left click on "New (button)" in "Snipping Tool"

Program: Snipping Tool, 10.0.19041.1 (WinBuild.160101.0800), Microsoft Corporation, SNIPPINGTOOL.EXE, SNIPPINGTOOL.EXE
UI Elements: New, ToolbarWindow32, Snipping Tool, Microsoft-Windows-SnipperEditor

Step 201: User mouse drag start

Program: Snipping Tool, 10.0.19041.1 (WinBuild.160101.0800), Microsoft Corporation, SNIPPINGTOOL.EXE, SNIPPINGTOOL.EXE
UI Elements: Microsoft-Windows-SnipperCaptureForm

Step 202: User mouse drag end

Program: Snipping Tool, 10.0.19041.1 (WinBuild.160101.0800), Microsoft Corporation, SNIPPINGTOOL.EXE, SNIPPINGTOOL.EXE
UI Elements: Microsoft-Windows-SnipperCaptureForm

Step 203: User keyboard input on "Snipping Tool (window)" in "Snipping Tool" [... Ctrl-S]

Program: Snipping Tool, 10.0.19041.1 (WinBuild.160101.0800), Microsoft Corporation, SNIPPINGTOOL.EXE, SNIPPINGTOOL.EXE

UI Elements: Snipping Tool, Microsoft-Windows-SnipperEditor

Step 204: User left click on "Save (button)" in "Save As"

Program: Snipping Tool, 10.0.19041.1 (WinBuild.160101.0800), Microsoft Corporation, SNIPPINGTOOL.EXE, SNIPPINGTOOL.EXE

UI Elements: Save, Button, Save As, #32770, Snipping Tool, Microsoft-Windows-SnipperEditor

Step 205: User left click on "Yes (button)" in "Confirm Save As"

Program: Snipping Tool, 10.0.19041.1 (WinBuild.160101.0800), Microsoft Corporation, SNIPPINGTOOL.EXE, SNIPPINGTOOL.EXE

UI Elements: Yes, CCPushButton, Confirm Save As, TaskDialog, Confirm Save As, #32770, Save As, #32770, Snipping Tool, Microsoft-Windows-SnipperEditor

Step 206: User left click on "Word 2016 - 1 running window (button)"

Program: Windows Explorer, 10.0.19041.1620 (WinBuild.160101.0800), Microsoft Corporation, EXPLORER.EXE, EXPLORER.EXE

UI Elements: Word 2016 - 1 running window, Running applications, MSTaskListWClass, Running applications, MSTaskSwWClass, ReBarWindow32, Taskbar, Shell_TrayWnd

Step 207: User left click on "Page 15 content (edit)" in "Lab Template-User - Word"

Program: Microsoft Word, 16.0.5452.1001, Microsoft Corporation, WINWORD.EXE /N C:\USERS\ADIL KHAN\DESKTOP\RESULTS\VB-STEPS RECORDER\EXPERIMENT-2\LAB TEMPLATE-USER.DOCX, WINWORD.EXE

UI Elements: Page 15 content, Page 15, Lab Template-User, _WwG, Lab Template-User, _WwB, _WwF, Lab Template-User - Word, OpusApp

Step 208: User left click on "Insert (Tab Item)" in "Lab Template-User - Word"

Program: Microsoft Word, 16.0.5452.1001, Microsoft Corporation, WINWORD.EXE /N C:\USERS\ADIL KHAN\DESKTOP\RESULTS\VB-STEPS RECORDER\EXPERIMENT-2\LAB TEMPLATE-USER.DOCX, WINWORD.EXE

UI Elements: Insert, NetUIRibbonTab, Ribbon Tabs, NetUIPanViewer, Ribbon, NetUInetpane, NetUIHWNDElement, NUIPane, Ribbon, MsoWorkPane, Ribbon, MsoCommandBar, MsoDockTop, MsoCommandBarDock, Lab Template-User - Word, OpusApp

Step 209: User left click on "Pictures... (Button)" in "Lab Template-User - Word"

Program: Microsoft Word, 16.0.5452.1001, Microsoft Corporation, WINWORD.EXE /N C:\USERS\ADIL KHAN\DESKTOP\RESULTS\VB-STEPS RECORDER\EXPERIMENT-2\LAB TEMPLATE-USER.DOCX, WINWORD.EXE

UI Elements: Pictures..., NetUIRibbonButton, Illustrations, NetUIChunk, Insert, NetUIOrderedGroup, Lower Ribbon, NetUIPanViewer, Ribbon, NetUInetpane, NetUIHWNDElement, NUIPane, Ribbon, MsoWorkPane, Ribbon, MsoCommandBar, MsoDockTop, MsoCommandBarDock, Lab Template-User - Word, OpusApp

Step 210: User left double click on "Capture (list item)" in "Insert Picture"

Program: Microsoft Word, 16.0.5452.1001, Microsoft Corporation, WINWORD.EXE /N C:\USERS\ADIL KHAN\DESKTOP\RESULTS\VB-STEPS RECORDER\EXPERIMENT-2\LAB TEMPLATE-USER.DOCX, WINWORD.EXE

UI Elements: Capture, UIItem, Items View, UIItemsView, Shell Folder View, DUIListView, Folder Layout Pane, Element, Explorer Pane, HWNDView, DUIViewWndClassName, Insert Picture, #32770, Lab Template-User - Word, OpusApp

Step 211: User mouse wheel down on "Page 16 content (edit)" in "Lab Template-User - Word"

Program: Microsoft Word, 16.0.5452.1001, Microsoft Corporation, WINWORD.EXE /N C:\USERS\ADIL KHAN\DESKTOP\RESULTS\VB-STEPS RECORDER\EXPERIMENT-2\LAB TEMPLATE-USER.DOCX, WINWORD.EXE

UI Elements: Page 16 content, Page 16, Lab Template-User, _WwG, Lab Template-User, _WwB, _WwF, Lab Template-User - Word, OpusApp

Step 212: User mouse wheel up on "Page 16 content (edit)" in "Lab Template-User - Word"

Program: Microsoft Word, 16.0.5452.1001, Microsoft Corporation, WINWORD.EXE /N C:\USERS\ADIL KHAN\DESKTOP\RESULTS\VB-STEPS RECORDER\EXPERIMENT-2\LAB TEMPLATE-USER.DOCX, WINWORD.EXE

UI Elements: Page 16 content, Page 16, Lab Template-User, _WwG, Lab Template-User, _WwB, _WwF, Lab Template-User - Word, OpusApp

Step 213: User mouse wheel down on "Page 16 content (edit)" in "Lab Template-User - Word"

Program: Microsoft Word, 16.0.5452.1001, Microsoft Corporation, WINWORD.EXE /N C:\USERS\ADIL

KHAN\DESKTOP\RESULTS\VB-STEPS RECORDER\EXPERIMENT-2\LAB TEMPLATE-USER.DOCX, WINWORD.EXE

UI Elements: Page 16 content, Page 16, Lab Template-User, _WwG, Lab Template-User, _WwB, _WwF, Lab Template-User - Word, OpusApp

Step 214: User left click on "Page 16 content (edit)" in "Lab Template-User - Word"

Program: Microsoft Word, 16.0.5452.1001, Microsoft Corporation, WINWORD.EXE /N C:\USERS\ADIL

KHAN\DESKTOP\RESULTS\VB-STEPS RECORDER\EXPERIMENT-2\LAB TEMPLATE-USER.DOCX, WINWORD.EXE

UI Elements: Page 16 content, Page 16, Lab Template-User, _WwG, Lab Template-User, _WwB, _WwF, Lab Template-User - Word, OpusApp

Step 215: User left click on "Insert (Tab Item)" in "Lab Template-User - Word"

Program: Microsoft Word, 16.0.5452.1001, Microsoft Corporation, WINWORD.EXE /N C:\USERS\ADIL

KHAN\DESKTOP\RESULTS\VB-STEPS RECORDER\EXPERIMENT-2\LAB TEMPLATE-USER.DOCX, WINWORD.EXE

UI Elements: Insert, NetUIRibbonTab, Ribbon Tabs, NetUIPanViewer, Ribbon, NetUInetpane, NetUIHWNDElement, NUIPane, Ribbon, MsoWorkPane, Ribbon, MsoCommandBar, MsoDockTop, MsoCommandBarDock, Lab Template-User - Word, OpusApp

Step 216: User left click on "Pictures... (Button)" in "Lab Template-User - Word"

Program: Microsoft Word, 16.0.5452.1001, Microsoft Corporation, WINWORD.EXE /N C:\USERS\ADIL

KHAN\DESKTOP\RESULTS\VB-STEPS RECORDER\EXPERIMENT-2\LAB TEMPLATE-USER.DOCX, WINWORD.EXE

UI Elements: Pictures..., NetUIRibbonButton, Illustrations, NetUIChunk, Insert, NetUIOrderedGroup, Lower Ribbon, NetUIPanViewer, Ribbon, NetUInetpane, NetUIHWNDElement, NUIPane, Ribbon, MsoWorkPane, Ribbon, MsoCommandBar, MsoDockTop, MsoCommandBarDock, Lab Template-User - Word, OpusApp

Step 217: User left double click on "Name (edit)" in "Insert Picture"

Program: Microsoft Word, 16.0.5452.1001, Microsoft Corporation, WINWORD.EXE /N C:\USERS\ADIL

KHAN\DESKTOP\RESULTS\VB-STEPS RECORDER\EXPERIMENT-2\LAB TEMPLATE-USER.DOCX, WINWORD.EXE

UI Elements: Name, UIProperty, Task Manager-win10-vm, UIItem, Items View, UIItemsView, Shell Folder View, DUIListView, Folder Layout Pane, Element, Explorer Pane, HWNDView, DUIViewWndClassName, Insert Picture, #32770, Lab Template-User - Word, OpusApp

Step 218: User mouse wheel down on "Page 17 content (edit)" in "Lab Template-User - Word"

Program: Microsoft Word, 16.0.5452.1001, Microsoft Corporation, WINWORD.EXE /N C:\USERS\ADIL

KHAN\DESKTOP\RESULTS\VB-STEPS RECORDER\EXPERIMENT-2\LAB TEMPLATE-USER.DOCX, WINWORD.EXE

UI Elements: Page 17 content, Page 17, Lab Template-User, _WwG, Lab Template-User, _WwB, _WwF, Lab Template-User - Word, OpusApp

Step 219: User mouse wheel up on "Page 18 content (edit)" in "Lab Template-User - Word"

Program: Microsoft Word, 16.0.5452.1001, Microsoft Corporation, WINWORD.EXE /N C:\USERS\ADIL

KHAN\DESKTOP\RESULTS\VB-STEPS RECORDER\EXPERIMENT-2\LAB TEMPLATE-USER.DOCX, WINWORD.EXE

UI Elements: Page 18 content, Page 18, Lab Template-User, _WwG, Lab Template-User, _WwB, _WwF, Lab Template-User - Word, OpusApp

Step 220: User left click on "Page 18 content (edit)" in "Lab Template-User - Word"

Program: Microsoft Word, 16.0.5452.1001, Microsoft Corporation, WINWORD.EXE /N C:\USERS\ADIL

KHAN\DESKTOP\RESULTS\VB-STEPS RECORDER\EXPERIMENT-2\LAB TEMPLATE-USER.DOCX, WINWORD.EXE

UI Elements: Page 18 content, Page 18, Lab Template-User, _WwG, Lab Template-User, _WwB, _WwF, Lab Template-User - Word, OpusApp

Step 221: User mouse wheel up on "Page 18 content (edit)" in "Lab Template-User - Word"

Program: Microsoft Word, 16.0.5452.1001, Microsoft Corporation, WINWORD.EXE /N C:\USERS\ADIL

KHAN\DESKTOP\RESULTS\VB-STEPS RECORDER\EXPERIMENT-2\LAB TEMPLATE-USER.DOCX, WINWORD.EXE

UI Elements: Page 18 content, Page 18, Lab Template-User, _WwG, Lab Template-User, _WwB, _WwF, Lab Template-User - Word, OpusApp

Step 222: User mouse wheel down on "Page 17 content (edit)" in "Lab Template-User - Word"

Program: Microsoft Word, 16.0.5452.1001, Microsoft Corporation, WINWORD.EXE /N C:\USERS\ADIL

KHAN\DESKTOP\RESULTS\VB-STEPS RECORDER\EXPERIMENT-2\LAB TEMPLATE-USER.DOCX, WINWORD.EXE

UI Elements: Page 17 content, Page 17, Lab Template-User, _WwG, Lab Template-User, _WwB, _WwF, Lab Template-User - Word, OpusApp

Step 223: User keyboard input on "Lab Template-User (document)" in "Lab Template-User - Word" [Delete]

Program: Microsoft Word, 16.0.5452.1001, Microsoft Corporation, WINWORD.EXE /N C:\USERS\ADIL

KHAN\DESKTOP\RESULTS\VB-STEPS RECORDER\EXPERIMENT-2\LAB TEMPLATE-USER.DOCX, WINWORD.EXE

UI Elements: Lab Template-User, _WwG, Lab Template-User, _WwB, _WwF, Lab Template-User - Word, OpusApp

Step 224: User mouse wheel up on "Page 17 content (edit)" in "Lab Template-User - Word"

Program: Microsoft Word, 16.0.5452.1001, Microsoft Corporation, WINWORD.EXE /N C:\USERS\ADIL

KHAN\DESKTOP\RESULTS\VB-STEPS RECORDER\EXPERIMENT-2\LAB TEMPLATE-USER.DOCX, WINWORD.EXE

UI Elements: Page 17 content, Page 17, Lab Template-User, _WwG, Lab Template-User, _WwB, _WwF, Lab Template-User - Word, OpusApp

Step 225: User left click on "Page 17 content (edit)" in "Lab Template-User - Word"

Program: Microsoft Word, 16.0.5452.1001, Microsoft Corporation, WINWORD.EXE /N C:\USERS\ADIL

KHAN\DESKTOP\RESULTS\VB-STEPS RECORDER\EXPERIMENT-2\LAB TEMPLATE-USER.DOCX, WINWORD.EXE

UI Elements: Page 17 content, Page 17, Lab Template-User, _WwG, Lab Template-User, _WwB, _WwF, Lab Template-User - Word, OpusApp

Step 226: User left click on "Insert (Tab Item)" in "Lab Template-User - Word"

Program: Microsoft Word, 16.0.5452.1001, Microsoft Corporation, WINWORD.EXE /N C:\USERS\ADIL

KHAN\DESKTOP\RESULTS\VB-STEPS RECORDER\EXPERIMENT-2\LAB TEMPLATE-USER.DOCX, WINWORD.EXE

UI Elements: Insert, NetUIRibbonTab, Ribbon Tabs, NetUIPanViewer, Ribbon, NetUInetpane, NetUIHWNDElement, NUIPane, Ribbon, MsoWorkPane, Ribbon, MsoCommandBar, MsoDockTop, MsoCommandBarDock, Lab Template-User - Word, OpusApp

Step 227: User left click on "Pictures... (Button)" in "Lab Template-User - Word"

Program: Microsoft Word, 16.0.5452.1001, Microsoft Corporation, WINWORD.EXE /N C:\USERS\ADIL

KHAN\DESKTOP\RESULTS\VB-STEPS RECORDER\EXPERIMENT-2\LAB TEMPLATE-USER.DOCX, WINWORD.EXE

UI Elements: Pictures..., NetUIRibbonButton, Illustrations, NetUIChunk, Insert, NetUIOrderedGroup, Lower Ribbon, NetUIPanViewer, Ribbon, NetUInetpane, NetUIHWNDElement, NUIPane, Ribbon, MsoWorkPane, Ribbon, MsoCommandBar, MsoDockTop, MsoCommandBarDock, Lab Template-User - Word, OpusApp

Step 228: User left double click on "Task Manager-win10-host (list item)" in "Insert Picture"

Program: Microsoft Word, 16.0.5452.1001, Microsoft Corporation, WINWORD.EXE /N C:\USERS\ADIL

KHAN\DESKTOP\RESULTS\VB-STEPS RECORDER\EXPERIMENT-2\LAB TEMPLATE-USER.DOCX, WINWORD.EXE

UI Elements: Task Manager-win10-host, UIItem, Items View, UIItemsView, Shell Folder View, DUIListView, Folder Layout Pane, Element, Explorer Pane, HWNDView, DUIViewWndClassName, Insert Picture, #32770, Lab Template-User - Word, OpusApp

Step 229: User mouse wheel down on "Page 18 content (edit)" in "Lab Template-User - Word"

Program: Microsoft Word, 16.0.5452.1001, Microsoft Corporation, WINWORD.EXE /N C:\USERS\ADIL

KHAN\DESKTOP\RESULTS\VB-STEPS RECORDER\EXPERIMENT-2\LAB TEMPLATE-USER.DOCX, WINWORD.EXE

UI Elements: Page 18 content, Page 18, Lab Template-User, _WwG, Lab Template-User, _WwB, _WwF, Lab Template-User -

Word, OpusApp

Step 230: User mouse wheel up on "Page 19 content (edit)" in "Lab Template-User - Word"

Program: Microsoft Word, 16.0.5452.1001, Microsoft Corporation, WINWORD.EXE /N C:\USERS\ADIL

KHAN\DESKTOP\RESULTS\VB-STEPS RECORDER\EXPERIMENT-2\LAB TEMPLATE-USER.DOCX, WINWORD.EXE

UI Elements: Page 19 content, Page 19, Lab Template-User, _WwG, Lab Template-User, _WwB, _WwF, Lab Template-User - Word, OpusApp

Step 231: User mouse wheel down on "Page 19 content (edit)" in "Lab Template-User - Word"

Program: Microsoft Word, 16.0.5452.1001, Microsoft Corporation, WINWORD.EXE /N C:\USERS\ADIL

KHAN\DESKTOP\RESULTS\VB-STEPS RECORDER\EXPERIMENT-2\LAB TEMPLATE-USER.DOCX, WINWORD.EXE

UI Elements: Page 19 content, Page 19, Lab Template-User, _WwG, Lab Template-User, _WwB, _WwF, Lab Template-User - Word, OpusApp

Step 232: User mouse wheel up on "Page 19 content (edit)" in "Lab Template-User - Word"

Program: Microsoft Word, 16.0.5452.1001, Microsoft Corporation, WINWORD.EXE /N C:\USERS\ADIL

KHAN\DESKTOP\RESULTS\VB-STEPS RECORDER\EXPERIMENT-2\LAB TEMPLATE-USER.DOCX, WINWORD.EXE

UI Elements: Page 19 content, Page 19, Lab Template-User, _WwG, Lab Template-User, _WwB, _WwF, Lab Template-User - Word, OpusApp

Step 233: User left click on "Page 19 content (edit)" in "Lab Template-User - Word"

Program: Microsoft Word, 16.0.5452.1001, Microsoft Corporation, WINWORD.EXE /N C:\USERS\ADIL

KHAN\DESKTOP\RESULTS\VB-STEPS RECORDER\EXPERIMENT-2\LAB TEMPLATE-USER.DOCX, WINWORD.EXE

UI Elements: Page 19 content, Page 19, Lab Template-User, _WwG, Lab Template-User, _WwB, _WwF, Lab Template-User - Word, OpusApp

Step 234: User keyboard input on "Lab Template-User (document)" in "Lab Template-User - Word" [Delete]

Program: Microsoft Word, 16.0.5452.1001, Microsoft Corporation, WINWORD.EXE /N C:\USERS\ADIL

KHAN\DESKTOP\RESULTS\VB-STEPS RECORDER\EXPERIMENT-2\LAB TEMPLATE-USER.DOCX, WINWORD.EXE

UI Elements: Lab Template-User, _WwG, Lab Template-User, _WwB, _WwF, Lab Template-User - Word, OpusApp

Step 235: User mouse wheel down on "Page 18 content (edit)" in "Lab Template-User - Word"

Program: Microsoft Word, 16.0.5452.1001, Microsoft Corporation, WINWORD.EXE /N C:\USERS\ADIL

KHAN\DESKTOP\RESULTS\VB-STEPS RECORDER\EXPERIMENT-2\LAB TEMPLATE-USER.DOCX, WINWORD.EXE

UI Elements: Page 18 content, Page 18, Lab Template-User, _WwG, Lab Template-User, _WwB, _WwF, Lab Template-User - Word, OpusApp

Step 236: User mouse wheel up on "Page 19 content (edit)" in "Lab Template-User - Word"

Program: Microsoft Word, 16.0.5452.1001, Microsoft Corporation, WINWORD.EXE /N C:\USERS\ADIL

KHAN\DESKTOP\RESULTS\VB-STEPS RECORDER\EXPERIMENT-2\LAB TEMPLATE-USER.DOCX, WINWORD.EXE

UI Elements: Page 19 content, Page 19, Lab Template-User, _WwG, Lab Template-User, _WwB, _WwF, Lab Template-User - Word, OpusApp

Step 237: User keyboard input on "Lab Template-User (document)" in "Lab Template-User - Word" [Delete]

Program: Microsoft Word, 16.0.5452.1001, Microsoft Corporation, WINWORD.EXE /N C:\USERS\ADIL

KHAN\DESKTOP\RESULTS\VB-STEPS RECORDER\EXPERIMENT-2\LAB TEMPLATE-USER.DOCX, WINWORD.EXE

UI Elements: Lab Template-User, _WwG, Lab Template-User, _WwB, _WwF, Lab Template-User - Word, OpusApp

Step 238: User mouse wheel down on "Page 18 content (edit)" in "Lab Template-User - Word"

Program: Microsoft Word, 16.0.5452.1001, Microsoft Corporation, WINWORD.EXE /N C:\USERS\ADIL

KHAN\DESKTOP\RESULTS\VB-STEPS RECORDER\EXPERIMENT-2\LAB TEMPLATE-USER.DOCX, WINWORD.EXE

UI Elements: Page 18 content, Page 18, Lab Template-User, _WwG, Lab Template-User, _WwB, _WwF, Lab Template-User - Word, OpusApp

Step 239: User mouse wheel up on "Page 18 content (edit)" in "Lab Template-User - Word"

Program: Microsoft Word, 16.0.5452.1001, Microsoft Corporation, WINWORD.EXE /N C:\USERS\ADIL

KHAN\DESKTOP\RESULTS\VB-STEPS RECORDER\EXPERIMENT-2\LAB TEMPLATE-USER.DOCX, WINWORD.EXE

UI Elements: Page 18 content, Page 18, Lab Template-User, _WwG, Lab Template-User, _WwB, _WwF, Lab Template-User - Word, OpusApp

Step 240: User left click on "Page 18 content (edit)" in "Lab Template-User - Word"

Program: Microsoft Word, 16.0.5452.1001, Microsoft Corporation, WINWORD.EXE /N C:\USERS\ADIL

KHAN\DESKTOP\RESULTS\VB-STEPS RECORDER\EXPERIMENT-2\LAB TEMPLATE-USER.DOCX, WINWORD.EXE

UI Elements: Page 18 content, Page 18, Lab Template-User, _WwG, Lab Template-User, _WwB, _WwF, Lab Template-User - Word, OpusApp

Step 241: User keyboard input on "Lab Template-User (document)" in "Lab Template-User - Word" [Delete Delete Delete Delete Delete Delete Delete Delete]

Program: Microsoft Word, 16.0.5452.1001, Microsoft Corporation, WINWORD.EXE /N C:\USERS\ADIL

KHAN\DESKTOP\RESULTS\VB-STEPS RECORDER\EXPERIMENT-2\LAB TEMPLATE-USER.DOCX, WINWORD.EXE

UI Elements: Lab Template-User, _WwG, Lab Template-User, _WwB, _WwF, Lab Template-User - Word, OpusApp

Step 242: User left click on "Page 18 content (edit)" in "Lab Template-User - Word"

Program: Microsoft Word, 16.0.5452.1001, Microsoft Corporation, WINWORD.EXE /N C:\USERS\ADIL

KHAN\DESKTOP\RESULTS\VB-STEPS RECORDER\EXPERIMENT-2\LAB TEMPLATE-USER.DOCX, WINWORD.EXE

UI Elements: Page 18 content, Page 18, Lab Template-User, _WwG, Lab Template-User, _WwB, _WwF, Lab Template-User - Word, OpusApp

Step 243: User keyboard input on "Lab Template-User (document)" in "Lab Template-User - Word" [Delete]

Program: Microsoft Word, 16.0.5452.1001, Microsoft Corporation, WINWORD.EXE /N C:\USERS\ADIL

KHAN\DESKTOP\RESULTS\VB-STEPS RECORDER\EXPERIMENT-2\LAB TEMPLATE-USER.DOCX, WINWORD.EXE

UI Elements: Lab Template-User, _WwG, Lab Template-User, _WwB, _WwF, Lab Template-User - Word, OpusApp

Step 244: User left click on "Page 18 content (edit)" in "Lab Template-User - Word"

Program: Microsoft Word, 16.0.5452.1001, Microsoft Corporation, WINWORD.EXE /N C:\USERS\ADIL

KHAN\DESKTOP\RESULTS\VB-STEPS RECORDER\EXPERIMENT-2\LAB TEMPLATE-USER.DOCX, WINWORD.EXE

UI Elements: Page 18 content, Page 18, Lab Template-User, _WwG, Lab Template-User, _WwB, _WwF, Lab Template-User - Word, OpusApp

Step 245: User left click on "Page 18 content (edit)" in "Lab Template-User - Word"

Program: Microsoft Word, 16.0.5452.1001, Microsoft Corporation, WINWORD.EXE /N C:\USERS\ADIL

KHAN\DESKTOP\RESULTS\VB-STEPS RECORDER\EXPERIMENT-2\LAB TEMPLATE-USER.DOCX, WINWORD.EXE

UI Elements: Page 18 content, Page 18, Lab Template-User, _WwG, Lab Template-User, _WwB, _WwF, Lab Template-User - Word, OpusApp

Step 246: User left click on "Insert (Tab Item)" in "Lab Template-User - Word"

Program: Microsoft Word, 16.0.5452.1001, Microsoft Corporation, WINWORD.EXE /N C:\USERS\ADIL

KHAN\DESKTOP\RESULTS\VB-STEPS RECORDER\EXPERIMENT-2\LAB TEMPLATE-USER.DOCX, WINWORD.EXE

UI Elements: Insert, NetUIRibbonTab, Ribbon Tabs, NetUIPanViewer, Ribbon, NetUlnetpane, NetUIHWNDElement, NUIPane, Ribbon, MsoWorkPane, Ribbon, MsoCommandBar, MsoDockTop, MsoCommandBarDock, Lab Template-User - Word, OpusApp

Step 247: User left click on "Pictures... (Button)" in "Lab Template-User - Word"

Program: Microsoft Word, 16.0.5452.1001, Microsoft Corporation, WINWORD.EXE /N C:\USERS\ADIL

KHAN\DESKTOP\RESULTS\VB-STEPS RECORDER\EXPERIMENT-2\LAB TEMPLATE-USER.DOCX, WINWORD.EXE

UI Elements: Pictures..., NetUIRibbonButton, Illustrations, NetUIChunk, Insert, NetUIOrderedGroup, Lower Ribbon, NetUIPanViewer, Ribbon, NetUlnetpane, NetUIHWNDElement, NUIPane, Ribbon, MsoWorkPane, Ribbon, MsoCommandBar, MsoDockTop, MsoCommandBarDock, Lab Template-User - Word, OpusApp

Step 248: User left double click on "vmstat (list item)" in "Insert Picture"

Program: Microsoft Word, 16.0.5452.1001, Microsoft Corporation, WINWORD.EXE /N C:\USERS\ADIL KHAN\DESKTOP\RESULTS\VB-STEPS RECORDER\EXPERIMENT-2\LAB TEMPLATE-USER.DOCX, WINWORD.EXE
UI Elements: vmstat, UIItem, Items View, UIItemsView, Shell Folder View, DUICollection, Folder Layout Pane, Element, Explorer Pane, HWNDView, DUIViewWndClassName, Insert Picture, #32770, Lab Template-User - Word, OpusApp

Step 249: User mouse wheel down on "Page 19 content (edit)" in "Lab Template-User - Word"

Program: Microsoft Word, 16.0.5452.1001, Microsoft Corporation, WINWORD.EXE /N C:\USERS\ADIL KHAN\DESKTOP\RESULTS\VB-STEPS RECORDER\EXPERIMENT-2\LAB TEMPLATE-USER.DOCX, WINWORD.EXE
UI Elements: Page 19 content, Page 19, Lab Template-User, _WwG, Lab Template-User, _WwB, _WwF, Lab Template-User - Word, OpusApp

Step 250: User mouse wheel up on "Page 19 content (edit)" in "Lab Template-User - Word"

Program: Microsoft Word, 16.0.5452.1001, Microsoft Corporation, WINWORD.EXE /N C:\USERS\ADIL KHAN\DESKTOP\RESULTS\VB-STEPS RECORDER\EXPERIMENT-2\LAB TEMPLATE-USER.DOCX, WINWORD.EXE
UI Elements: Page 19 content, Page 19, Lab Template-User, _WwG, Lab Template-User, _WwB, _WwF, Lab Template-User - Word, OpusApp

Step 251: User keyboard input on "Lab Template-User (document)" in "Lab Template-User - Word" [... Ctrl-S]

Program: Microsoft Word, 16.0.5452.1001, Microsoft Corporation, WINWORD.EXE /N C:\USERS\ADIL KHAN\DESKTOP\RESULTS\VB-STEPS RECORDER\EXPERIMENT-2\LAB TEMPLATE-USER.DOCX, WINWORD.EXE
UI Elements: Lab Template-User, _WwG, Lab Template-User, _WwB, _WwF, Lab Template-User - Word, OpusApp

Step 252: User left click on "Steps Recorder - 1 running window (button)"

Program: Windows Explorer, 10.0.19041.1620 (WinBuild.160101.0800), Microsoft Corporation, EXPLORER.EXE, EXPLORER.EXE
UI Elements: Steps Recorder - 1 running window, Running applications, MSTaskListWClass, Running applications, MSTaskSwWClass, ReBarWindow32, Taskbar, Shell_TrayWnd

[Return to top of page...](#)

