



6th OpenAIRE Community Call Focusing on Subscription Plans

Giulia Malaguarnera

OpenAIRE Outreach and Engagement Officer



OUTLINE

- **Brief introduction**
- **Present the OpenAIRE MONITOR subscription plans**
- **Answer any questions you may have about the plans**
- **Collaborate with you to explore solutions that best fit your needs**

Monitor research activities, outputs, collaborations, costs and impact



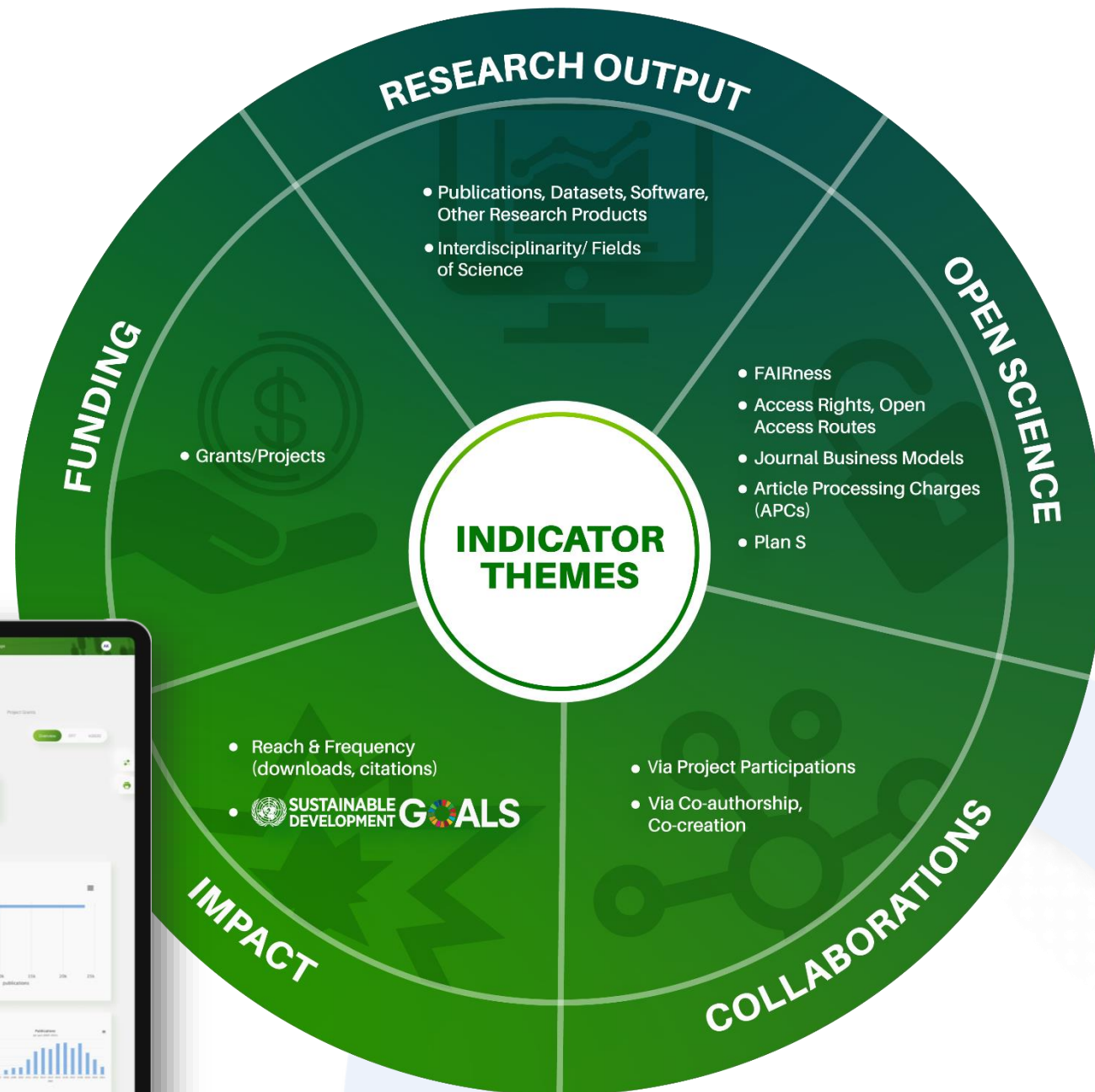
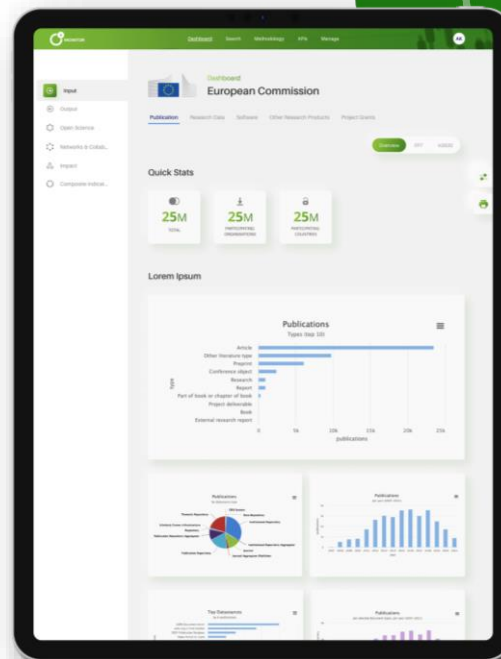
A **customizable MONITOR dashboard**, with numerous visualisations, by field of interest, research activity, etc. on your data, using research indicators

- **Public** indicators for external stakeholders – *Showcasing*
- **Restricted** indicators for **team-members** – *Internal Monitoring*
- **Private** indicators for “work in progress” - *Reviewing*

<https://monitor.openaire.eu/>

Linked to funding data, classifications (FOS, SDGs), FAIR metrics, etc.

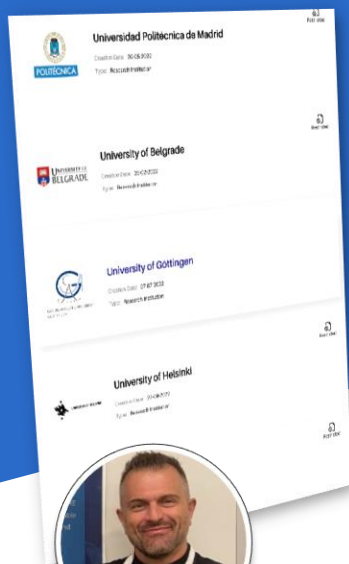
Supported by AI analysis to get more insights.



OPENAIRE MONITOR DASHBOARDS ON DEMAND

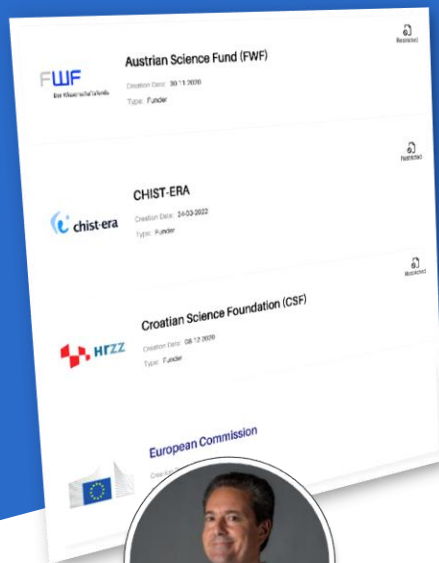


Institutions



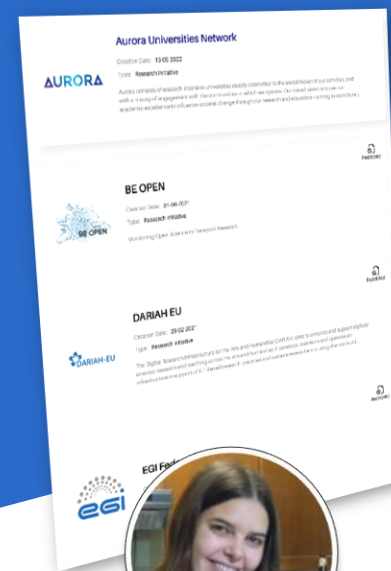
Your OpenAIRE expert
Leonidas Pispiringas

Funders



Your OpenAIRE expert
Harry Dimitropoulos

Research Initiatives



Your OpenAIRE expert
Alessia Bardi

Countries



Your OpenAIRE expert
Ioanna Grypari

<https://monitor.openaire.eu/>

<https://osobservatory.openaire.eu/>

DATA BACKBONE: THE OPENAIRE GRAPH

- **A Scientific Knowledge Graph**
 - Timely and comprehensive coverage of research outputs
 - 140K data sources, ~3,5M projects, and 280M research outputs (publications, software, datasets, other research products)
 - Near monthly updates
- **Precision, depth & processing**
 - Rigorous cleaning, deduplication, and enrichment for optimal accuracy
 - Enriched metadata links: Research results to projects, author affiliations, datasets, software, patents, and classifications (FoS, SDG)
 - Techniques for duplicate identification: (semi-)automatic algorithms supported by manual curation tools
 - Additional disambiguation of Journals, Publishers and Licenses
- **Robustness & openness**
 - Maintenance, load balancing, backups, overseen by the OpenAIRE technical team
 - Open data & transparent methodologies
- More @ <https://graph.openaire.eu/docs/graph-production-workflow/>

A 360° view of research

Open




Transparent

Enriched

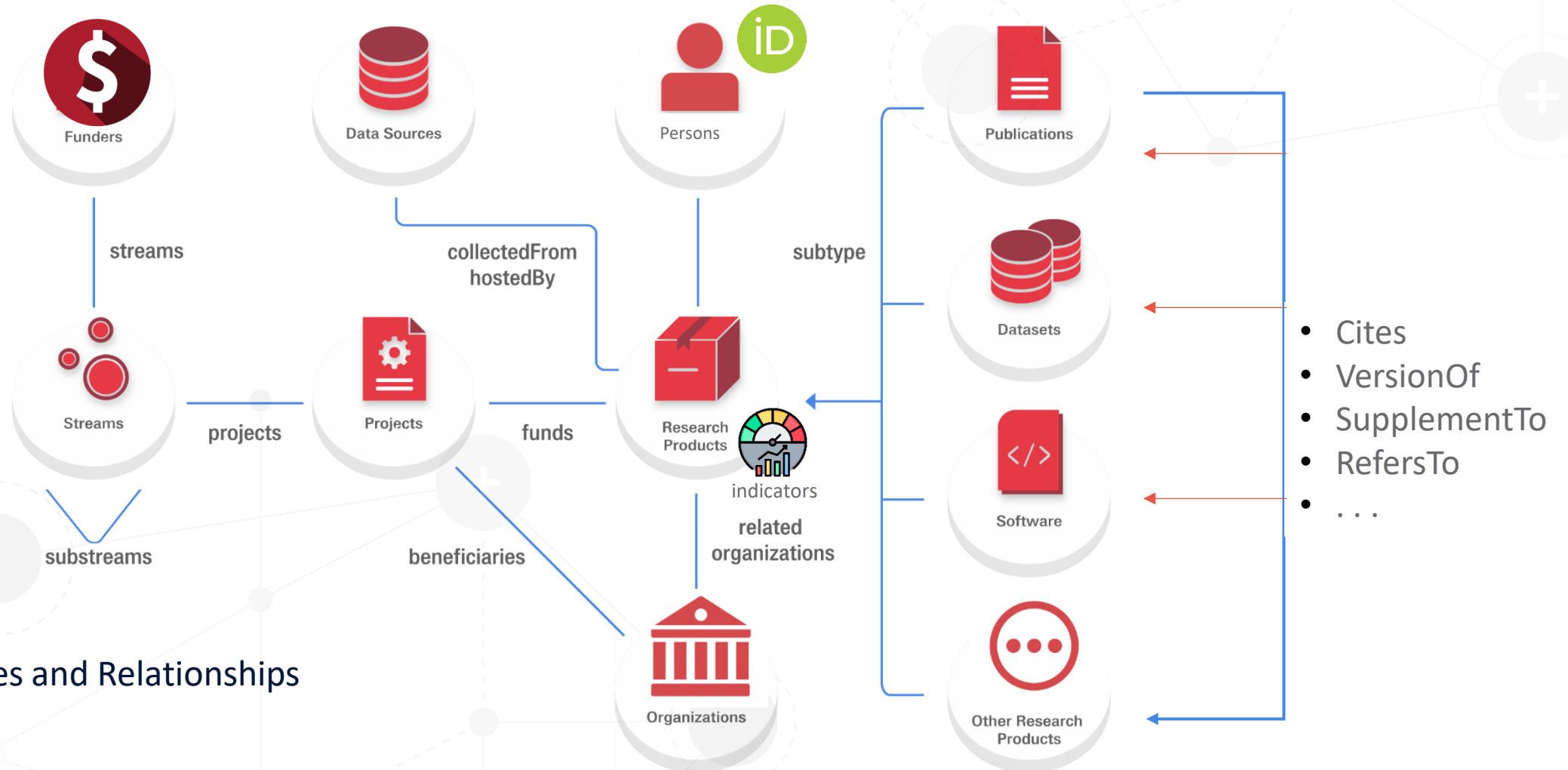
Interoperable

Connected

Completed with Metrics



The Data Model Moon's View

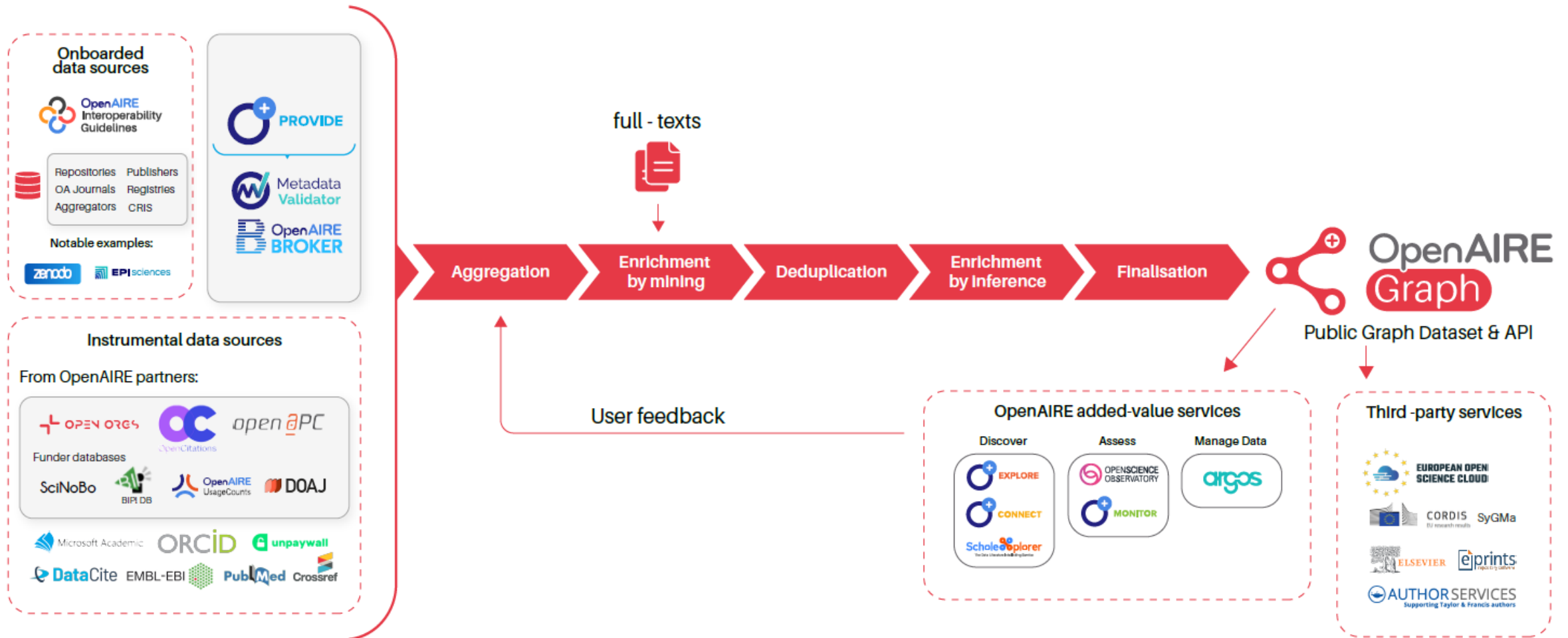


Graph's Entities and Relationships

HOW WE BUILD A MONITOR?

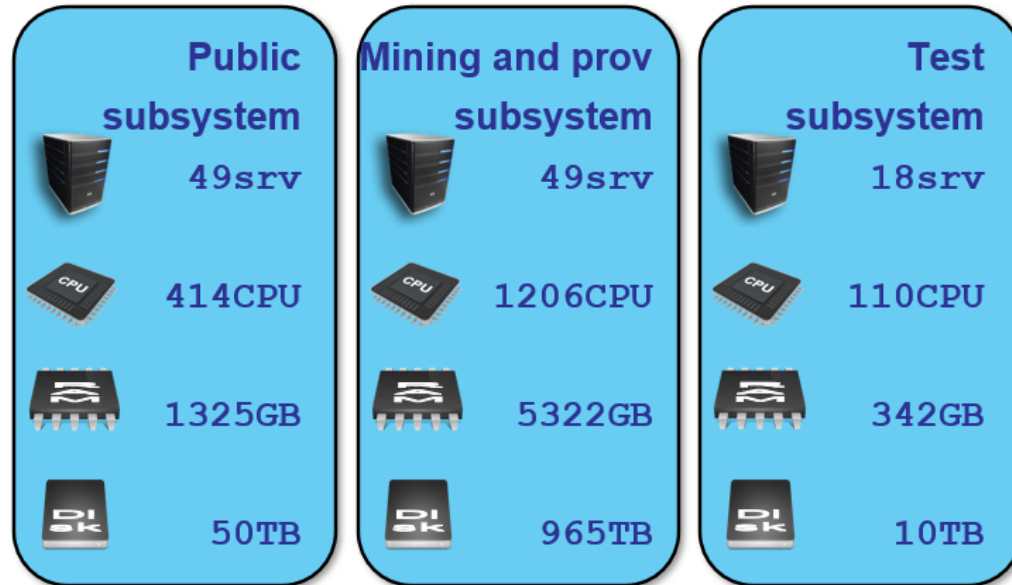
BEING AN INTEGRAL PART OF THE GLOBAL OS ECOSYSTEM

OPENAIRE GRAPH PIPELINE

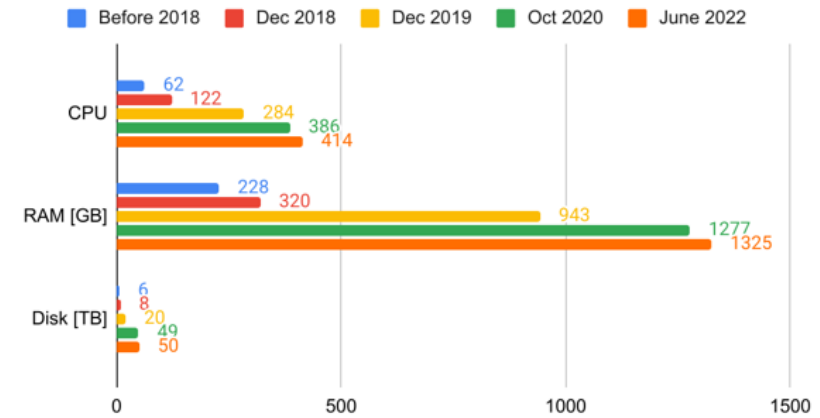


WHAT'S BEHIND WHAT WE DEVELOP?

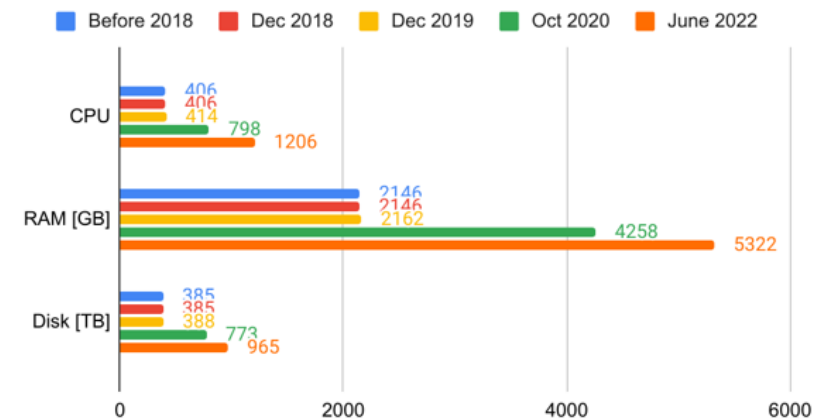
BEING AN INTEGRAL PART OF THE GLOBAL OS ECOSYSTEM SYSTEM INFRASTRUCTURE



Public subsystem resources



Data mining and provision subsystem resources



FUNDING FOR SUSTAINABILITY: OPENAIRE'S APPROACH

OpenAIRE's current funding

Funded access, usage and evolution by Grants from EC: Horizon Europe

Membership fees - covering office operations

Procurements (national / member states and EOSC)

Services subscriptions (**NEW**)

Other community-led funding models

Via open invest or similar initiatives

Via crowdfunding

Sustainable Growth for Open Infrastructures

Operate and expand the infrastructure and services in a way that remains

- financially viable,
- ethically aligned,
- inclusive,

while continue to serve the core mission of

- open,
- accessible,
- community-driven science,
- constituency digital sovereignty

Sustainable Growth The Challenges

Inclusive Community Governance:

Ensuring governance structures are inclusive to address the diverse needs and interests of all stakeholders.

Balancing Core Operations & Innovation:

Maintaining essential operations while enabling rapid innovation and responsiveness to new demands.

Data Growth & Scalability:

Managing the growth of data, user needs, and new technologies while ensuring scalability and adaptability.

Openness vs. Commercialization:

Striking a balance between keeping the platform open and exploring sustainable revenue models.

WHY SUBSCRIBE FOR AN OPENAIRE MONITOR?

- You own your OpenAIRE Monitor Dashboard and you can have an unlimited numbers of managers that can edit and customize the dashboard and unlimited members who can visualize what you decide to share
- You have statistics and graphic about the research information shared or affiliated to your organization, project, research infrastructure or research initiative (including University Alliance or Network)
- All data behind the dashboards will update with the update of the OpenAIRE Graphs (every 6 weeks)
- ...And much more!

MONITOR Standard

3000 ** € / Annually *

- ✓ Dashboard on Cloud
- ✓ Unlimited Number of Managers & Members
- ✓ Privacy settings
- ✓ Data Update (via OpenAIRE Graph)
- ✓ Linked to Institutional AAI
- ✓ APIs
- ✓ Export Indicator Data
- ✓ Interactive Visualisations
- ✓ Heldesk response time: 72h
- ✓ Website Branding (only logo)
- ✓ Training: 1h
- ✓ Backup, archive after the subscription ends: Up to 1 month
- ✓ Trial Period: 2 months

For Research Institutions

CONTACT US 

MONITOR Advanced

6000 ** € / Annually *

- ✓ MONITOR Standard
- ✓ Custom Text Mining
- ✓ Dedicated Data Snapshot
- ✓ Heldesk response time: 48h
- ✓ Full Website Branding
- ✓ Training: 4h
- ✓ Backup, archive after the subscription ends: Up to 2 months
- ✓ Trial Period: 3 months

For Research Funding Organisations

CONTACT US 

MONITOR Premium

8500 ** € / Annually *

- ✓ MONITOR Advanced
- ✓ Support Multiple Institutions
- ✓ Training: 10h

For Research Infrastructures & Networks

CONTACT US 

Subscription based

<https://monitor.openaire.eu/subscriptions>

- i. **Standard** for Research Institutions
- ii. **Advanced** for Research Funding Organisations
- iii. **Premium** for Research Infrastructures and Networks
- iv. **National** for National coverage

OPENAIRE MONITOR - STANDARD

Dashboard on the cloud:
You can access online in monitor.openaire.eu →
browse dashboards with no needs of a local installation

Production

Category	Count
Publications	104.461
Datasets	302
Software	63
Other Research Products	1.605

Publications over time

8k

2k

OPENAIRE MONITOR - STANDARD

Monitor Admin Dashboard
University of Minho

Dashboard Browse Data Resources Support **Manage**

← Manage profiles

Managers Members

Managers Pending managers

3 Managers, Page 1 of 1

paulamoura@s dum.uminho.pt

giulia.malaguarnera@openaire.eu

Unlimited Number of Managers
What Managers can do:

- Access the admin dashboard
- Modify visibilities/privacy settings
- Customise and edit dashboard contents
- Invite other Managers and Members

Unlimited Number of Members
What Members can do:

- View restricted sections, charts, and indicators (but can't modify or manage the dashboard)

OPENAIRE MONITOR - STANDARD

Monitor Admin Dashboard
University of Minho

Dashboard Browse Data Resources Support [Manage](#)

GM

← Indicators

PREVIEW

OVERVIEW

Title
Production

Publications	Datasets	Software
104.461	302	63

Other Research Products
1.605

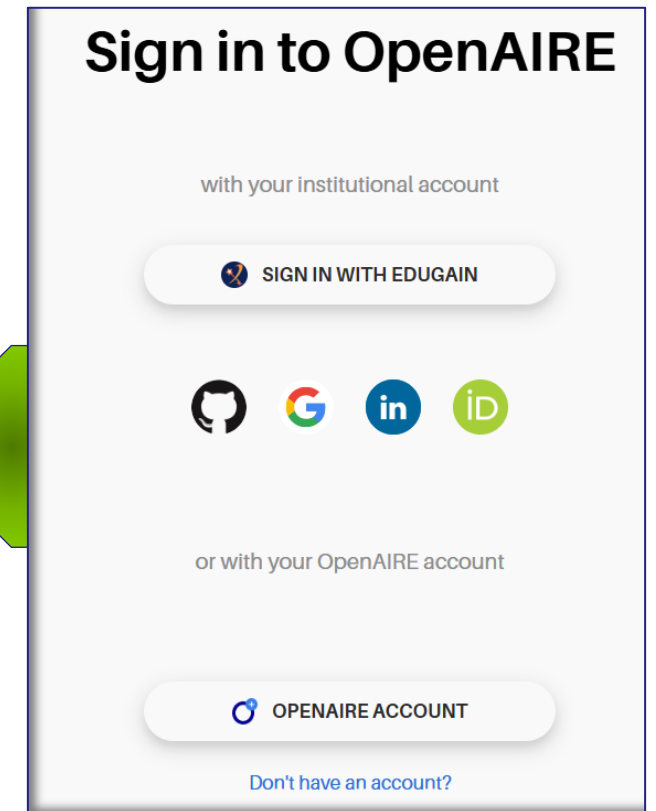
Public ✓
Restricted
Private

PRIVACY SETTINGS: You control who can see what, at different levels of data visibility

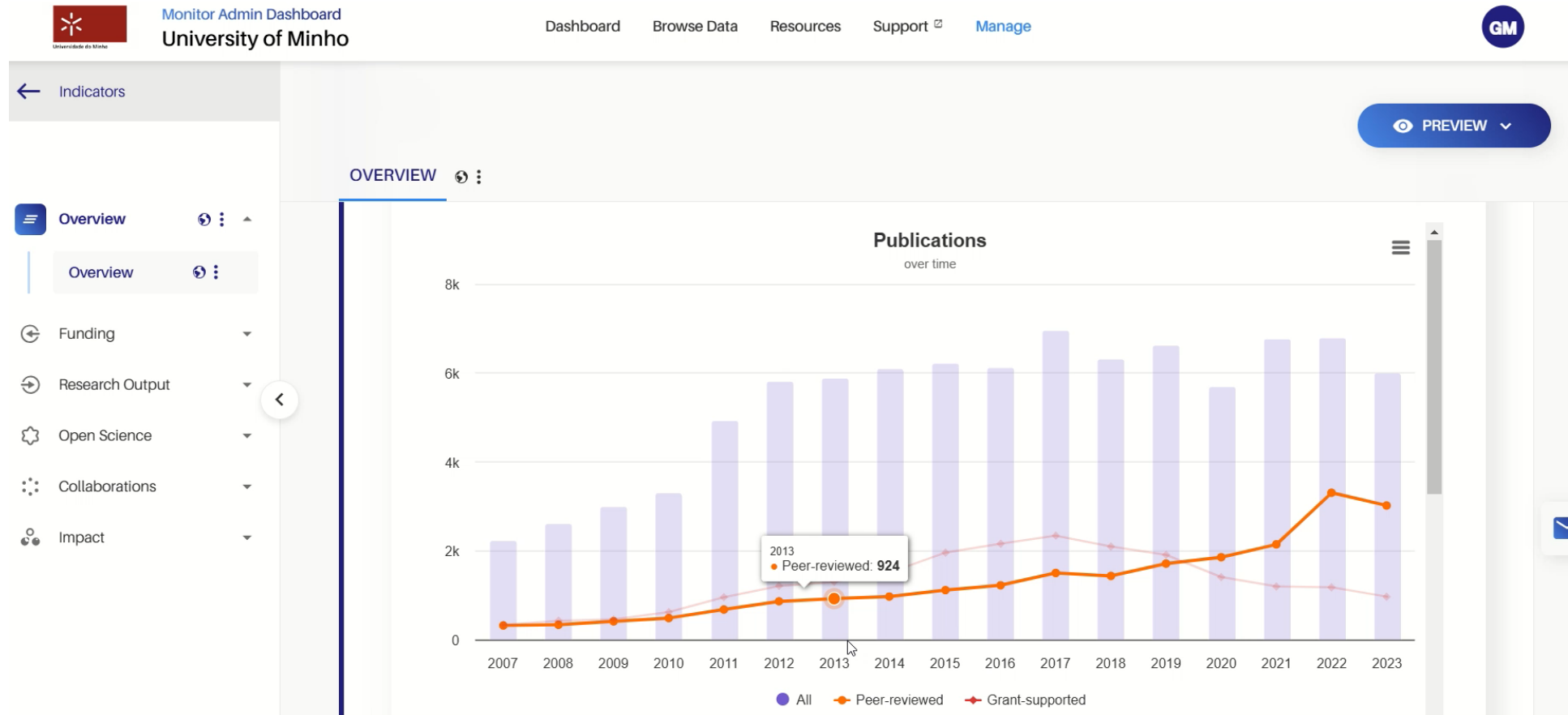
OpenAIRE

OPENAIRE MONITOR - STANDARD

Feature	What it means	Purpose
Data Update	The dashboard is powered by the OpenAIRE Graph , a dataset updated every month.	Keeps your dashboard information current.
Linked to Institutional AAI	Allows sign-in using institutional accounts (e.g., eduGAIN, ORCID, Google, LinkedIn).	Easier access for institution-affiliated users without separate account creation.
Organisations Disambiguation	Ensures accurate identification of institutions via OpenOrgs .	Avoids confusion when multiple institutions have similar names.



OPENAIRE MONITOR - STANDARD



The charts are interactive, and you can export and download them in the format you like

OPENAIRE MONITOR – OTHER SUBSCRIPTION PLANS

MONITOR Standard

3000 ** € / Annually *

- ✓ Dashboard on Cloud
- ✓ Unlimited Number of Managers & Members
- ✓ Privacy settings
- ✓ Data Update (via OpenAIRE Graph)
- ✓ Linked to Institutional AAI
- ✓ APIs
- ✓ Export Indicator Data
- ✓ Interactive Visualisations
- ✓ Heldesk response time: 72h
- ✓ Website Branding (only logo)
- ✓ Training: 1h
- ✓ Backup, archive after the subscription ends: Up to 1 month
- ✓ Trial Period: 2 months

[For Research Institutions](#)

MONITOR Advanced

6000 ** € / Annually *

- ✓ MONITOR Standard
- ✓ Custom Text Mining
- ✓ Dedicated Data Snapshot
- ✓ Heldesk response time: 48h
- ✓ Full Website Branding
- ✓ Training: 4h
- ✓ Backup, archive after the subscription ends: Up to 2 months
- ✓ Trial Period: 3 months

[For Research Funding Organisations](#)

MONITOR Premium


8500 ** € / Annually *

- ✓ MONITOR Advanced
- ✓ Support Multiple Institutions
- ✓ Training: 10h

[For Research Infrastructures & Networks](#)



SCIENCE. SET FREE.

 giulia.malaguarnera@openaire.eu
Helpdesk@openaire.eu

 www.openaire.eu

[@openaire_eu](#)

 <https://www.linkedin.com/company/openaire-eu>

THANK YOU

Q&A