



Jet Propulsion Laboratory
California Institute of Technology

podaac

Physical Oceanography Distributed Active Archive Center



Recent Advances in Cloud Computing and Cloud Data Optimization

Edward M. Armstrong¹, Victoria McDonald¹, Nikki Tebaldi¹, Jorge Vazquez¹, Dean Henze²,

¹*Jet Propulsion Laboratory, California Institute of Technology, Pasadena, CA USA*

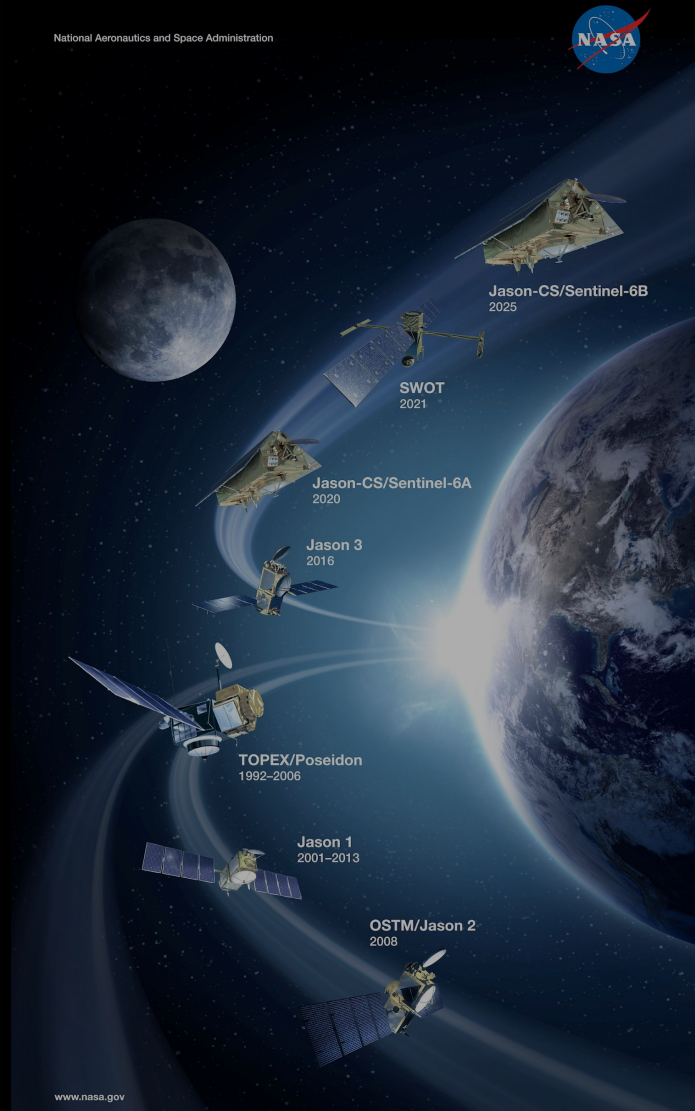
edward.m.armstrong@jpl.nasa.gov

²*APR Corporation, Pasadena, CA*

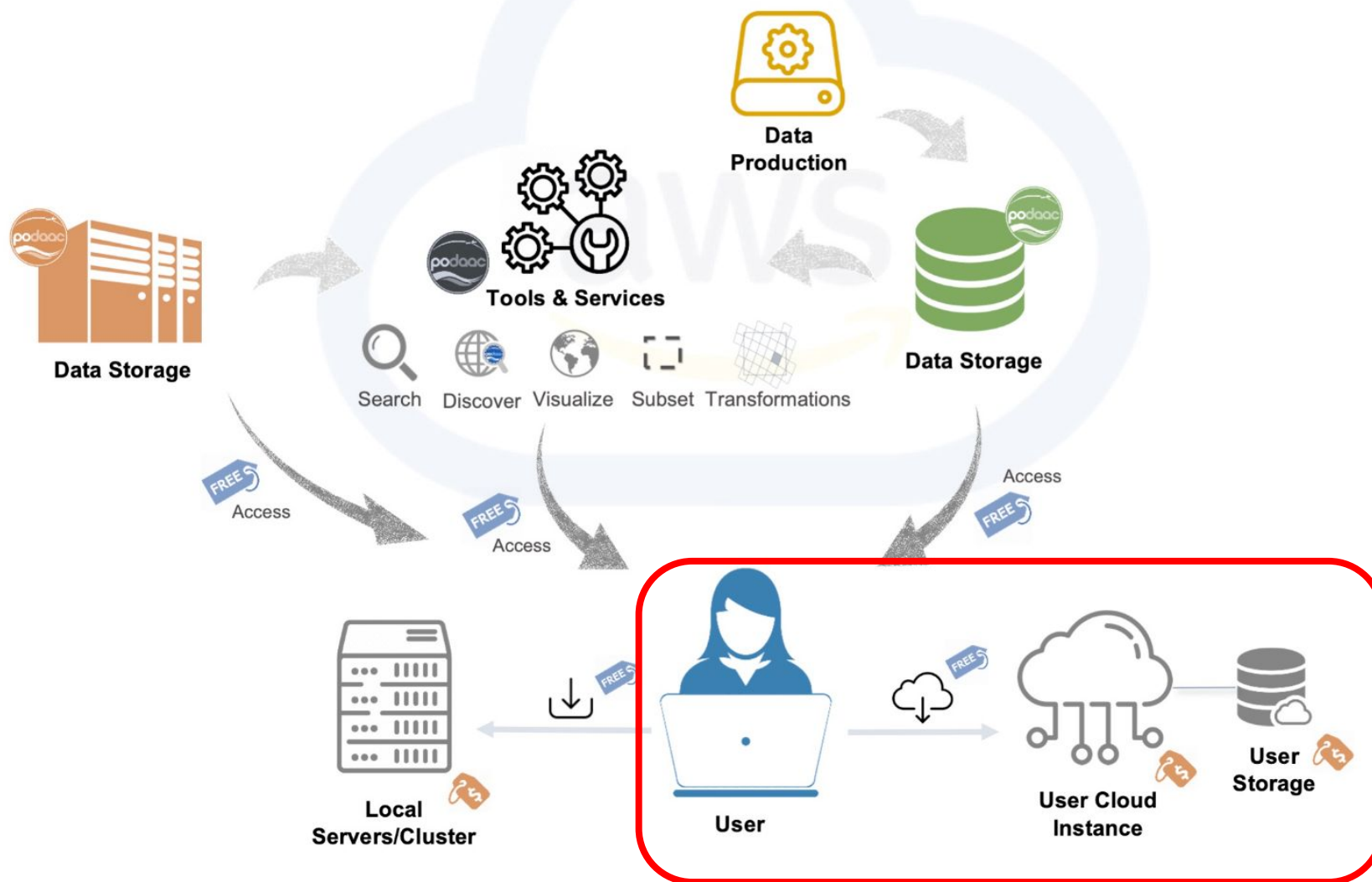
<https://podaac.jpl.nasa.gov/>

10 June 2024

GHRSSST 25th User Symposium and Science Team Meeting



NASA Earthdata Transition to the Cloud



Today: scientific analysis in the cloud....

...but you can still download and compute locally for sure

Progress since the last meeting

- See GHRSSST-24 presentation: *Optimizing Data and Services in the Cloud for User Exploitation*
 - New paradigms for data storage, access and most importantly computing
 - Cloud computing “next to the data” in Amazon Web Services (AWS) family of services
- Update on parallel computing using Dask and Coiled
 - Using ECS, Dask with a management service called Coiled to perform subsetting and scientific analyses like EOF
 - Metrics: performance, speed, reproducibility
- Update on scientific time series computing using AWS lambda
 - Scalable and Serverless compute on the MUR SST time series and others
 - Test case for a one year daily average SST time series, and extension to cross comparison of multi SST datasets
 - Metrics: performance, scalability, efficiency, cost
- HDF5/netCDF4 container optimization
- New data stores (e.g. Kerchunk, Zarr)

1) Scientific Cloud Computing with EC2/Dask/Coiled

What is EC2?



- Virtual machines in AWS. Can install software, run code, create files, etc. on this machine.
- EC2 instances can be created with varying numbers of processors, processor types, RAM, etc depending on needs for a scientific computation.

What is Dask?



- Python package providing options for parallelizing code/computations.
- Can be utilized with EC2 instances of varying sizes (CPU/memory) to accelerate computations.

What is Coiled?

- An independent third party software system for managing a Dask cluster. The commercial arm of Dask
- Software as a Service (SaaS) but you have to pay; free trial available

Workspace Challenges - Service and Software Knowledge and Expertise

Scientific Computing with Python and Dask	AWS Infrastructure	Other software/technical knowledge
<p>Effective Python, NumPy, Xarray, Dask syntax</p> <p>Understanding of parallelization methods and which one to apply</p> <p>Code and cluster optimization</p>	<p>Basic setup/usage</p> <p>Spinning up & connecting to EC2 instances</p> <p>Lambda functions</p> <p>Requirements for multi-VM, distributed clusters?</p> <p>Cost Tracking</p>	<p>Docker</p> <p>Linux shell / bash scripting</p> <p>Ensuring VM's have EDL creds, AWS creds, software environments</p> <p>Anything else?</p>

Using Coiled

Scientific Computing with Python and Dask	AWS Infrastructure	Other software/technical knowledge
<p>Effective Python, NumPy, Xarray, Dask syntax</p> <p>Understanding of parallelization methods and which one to apply</p> <p>Code and cluster optimization</p>	<p>Basic setup/usage</p> <p>Spinning up & connecting to EC2 instances</p> <p>Lambda functions</p> <p>Requirements for multi-VM, distributed clusters?</p> <p>Cost Tracking</p>	<p>Docker</p> <p>Linux shell / bash scripting</p> <p>Ensuring VM's have EDL creds, AWS creds, software environments</p> <p>Anything else?</p>

Setup

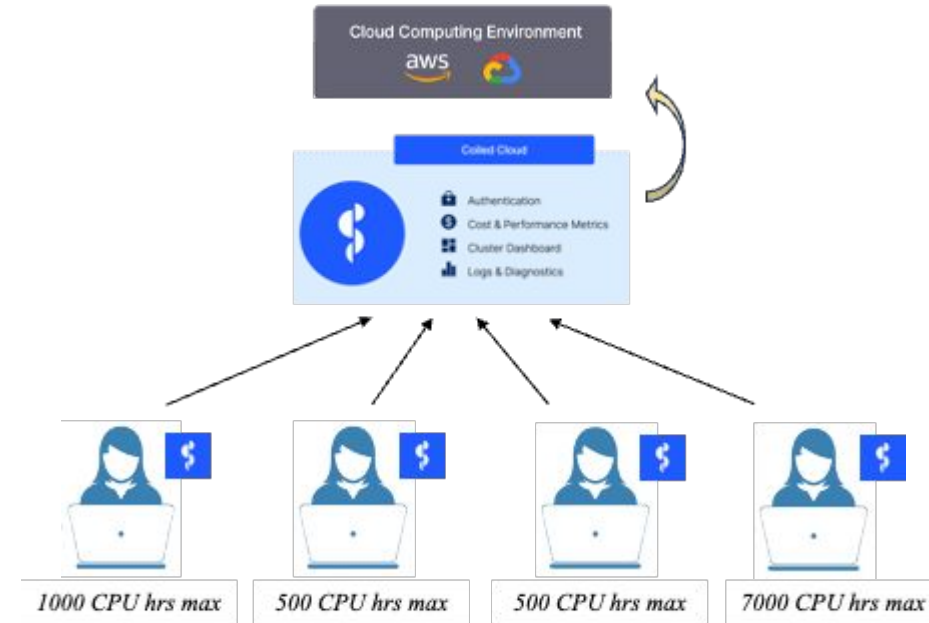
1. Sign up (e.g. with Github / Google account)
2. Download Coiled: “pip install coiled”
3. Connect to an AWS account.

Multiple Coiled accounts can be part of the same workspace, connected to a single AWS account.

Pricing

All AWS costs incurred are your own.

Extra Coiled costs: First 10,000 CPU hours per month free, [\\$0.05/CPU-hour beyond that](#) .



Coiled Application #1: SST/SSH correlation

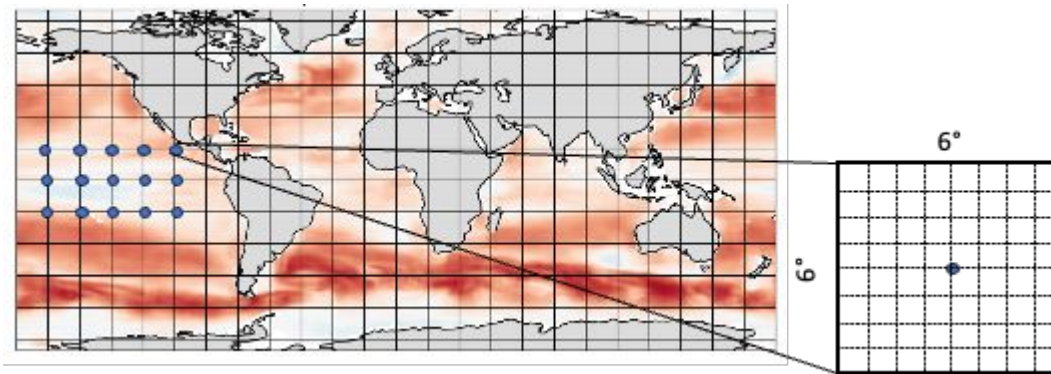
PO.DAAC-hosted, gridded SSH and SST data sets

MEaSUREs gridded SSH Version 2205: $0.17^\circ \times 0.17^\circ$, 5-day period, <https://doi.org/10.5067/SLREF-CDRV3>

GHRSSST Level 4 MW_OI Global Foundation SST, V5.0: $0.25^\circ \times 0.25^\circ$, daily, <https://doi.org/10.5067/GHMWO-4FR05>

Time period of overlap: 1998 – 2020

Analysis: Global map of spatial correlation for each overlapping pair of files, 1808 days in total (3616 files, ~20 GB). Then further statistical assessment of these maps in the future.



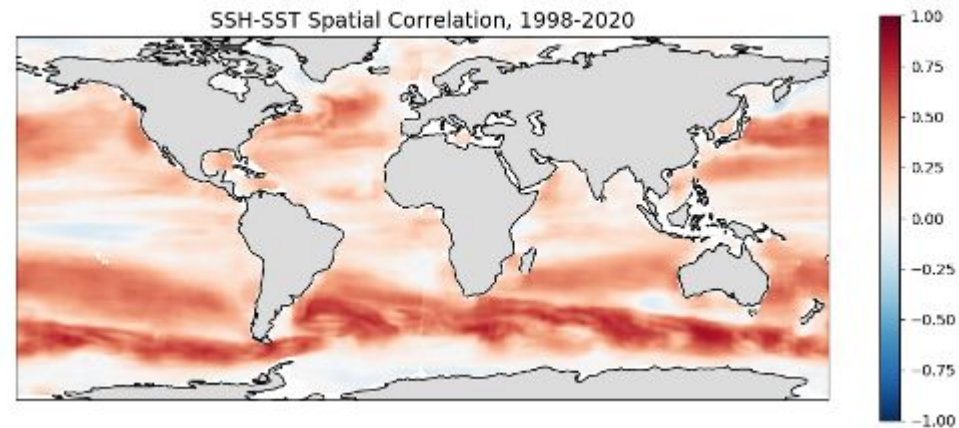
Computations for each lat-lon window (after interpolation of SST grid to SSH):

1. Locate SST, SSH data within window
 2. Fit 2D linear surfaces to SSH, SST
 3. Anomalies = deviations from 2D fit
 4. Correlation between anomalies
- ~ 2 million windows per pair of files*

#1

Processing the entire record

- Processed entire record (years 1998 – 2022, 1808 pairs of files) at $0.25^\circ \times 0.25^\circ$ resolution, [Link to Github](#).
- At ~25 minutes processing time per pair, it would take ~1 month on a laptop or EC2 instance without parallel computing.
- Ran with a Coiled function, 250 workers, saving output to an S3 bucket. Took ~5 hours for ~\$20 (AWS costs, no Coiled costs).



Coiled Summary

- Coiled allows a scientist to focus on the scientific code and results, and abstract the implementation
- Free compute tier will meet most use cases
- Not a silver bullet
 - Still need expertise in python and compute strategies.

2) Experiences with AWS Lambda



Features

- Serverless computing
- Event driven
- Computations scale across large data volumes without provisioning server capacity

Best for discrete tasks where processes don't need to communicate with each other

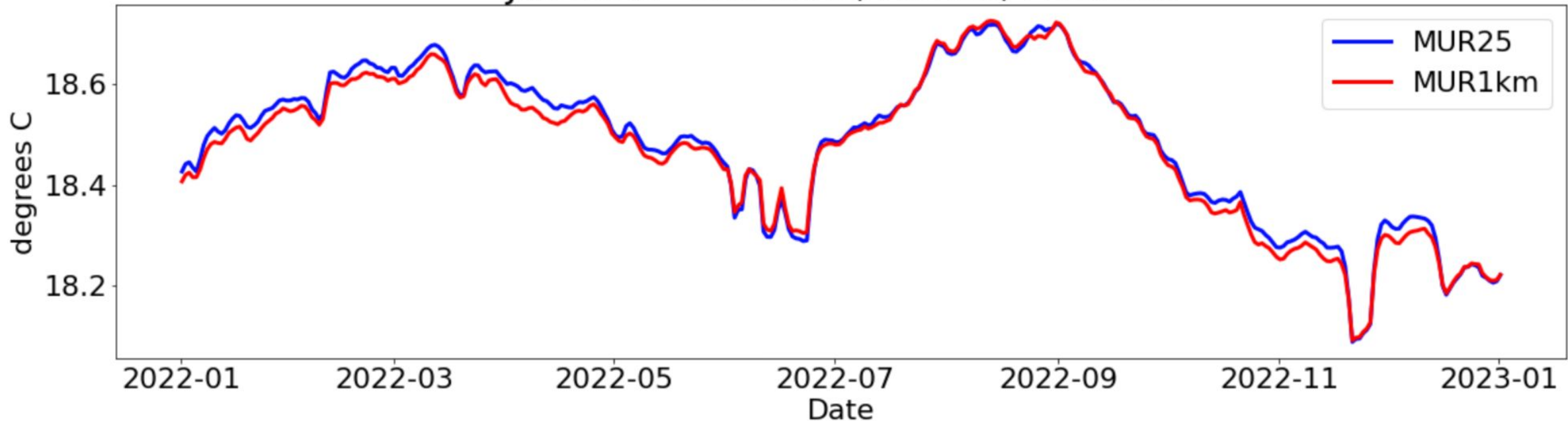
Limitations

- 15 min execution timeout
- 10 GB temporary storage, output needs to be saved somewhere (like S3)
- 1000 concurrent executions (can be increased)
- Memory per Lambda allocated in advance
- Lambdas can't talk to each other so some use cases need to do calculations in stages

[Limitations documentation](#)

Results

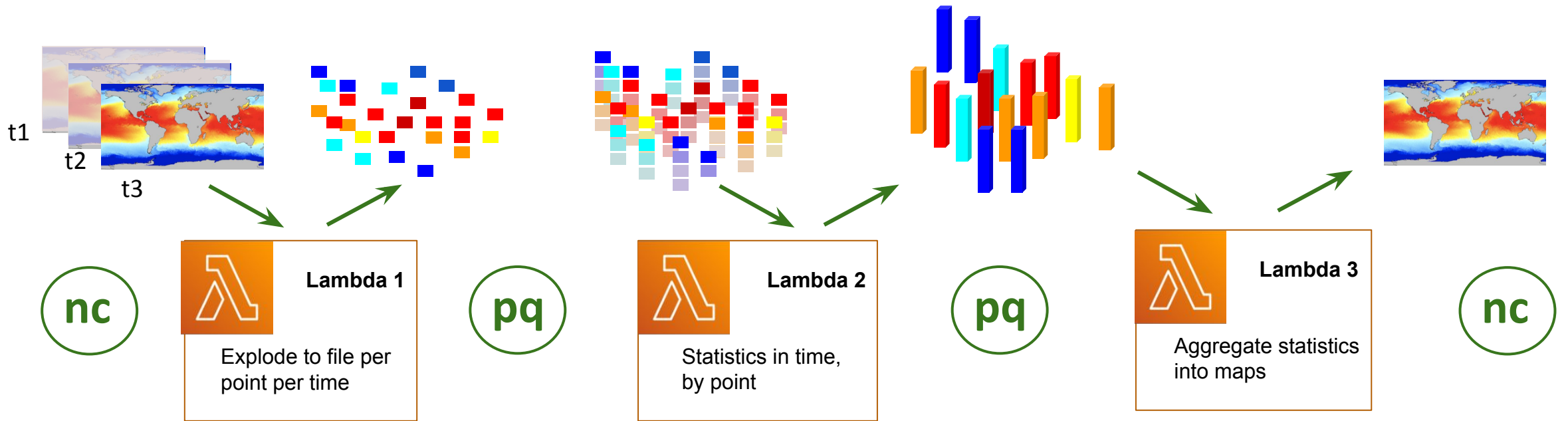
Global Mean Sea Surface Temperature
Jun 2022 - Dec 2022, MUR25, MUR1km



AWS provides a [calculator to estimate the cost](#) of running using cloud services. Using the cost estimator, running this tutorial one time as-configured to create a one year time series may result in a charge of **\$0.72 USD**.

Scaling up to create a 10-year time series one time would increase the cost to **\$7.22 USD**.

Lambda Workflow extension for pixel-by-pixel comparisons



3) Cloud optimization for HDF and netCDF

- HDF5 was built for the pre cloud era when reads to local disks and networked file systems were cheap (fast)
 - In this era the number for read operations was not particularly a high concern
- This paradigm is flipped in the cloud with object store and its key-value interface
 - Reads become longer (expensive).
 - Therefore the read size quantity should optimized as best possible to minimize the number of reads
- The HDF library (and h5py) read internal metadata and raw data in fixed page sizes that are not of optimal size for the cloud in the default mode
- As a further compromise the entire internal metadata contents must be read before any further file I/O is done
 - I.e., the file metadata tells a HDF5 reader where to go in the file (byte offset) to read (or write) the variable (dataset) or chunks of variable

Example of the optimized HDF5 file metadata structure

- After using the *h5repack* command:
 - % h5repack -S PAGE -G 4194304 in_file out_file

```
File space management strategy: H5F_FSPACE_STRATEGY_PAGE
File space page size: 4194304 bytes
Summary of file space information:
  File metadata: 4643132 bytes
  Raw data: 1062927559 bytes
  Amount/Percent of tracked free space: 0 bytes/0.0%
  Unaccounted space: 6171133 bytes
Total space: 1073741824 bytes
```

Performance tests - netCDF4

- Using 'h5repack' on netCDF4 is a valid strategy
 - Same input operation to read the total metadata size, repack with an optimized single metadata page size
 - netCDF4 structure and rules maintained; its a netCDF4 output
- Same performance programs implemented as with HDF5 tests
- Caveat: Paged Aggregation cannot be implemented using the native netCDF libraries

Results for **AWS-West S3** endpoints for a LLC netCDF file

File: LLC4320_pre-SWOT_ACC_SMST_20120707.nc [5 GiB; 1 group; 45 datasets, ~348KiB file metadata, ; Level 4]

File Page Size	(Read) Buffer Size	Runtime total
Original (default 4KiB)	No Page Strategy Implemented	~ 5 secs
524 KiB Page	524 KiB	~ 0.9 secs
524 KiB Page	1 MiB	~ 0.9 secs

File with **Page** strategy
10% larger than original.

>5x round trip read improvement

Alternative pathways for netCDF4 optimization

- Use the “experimental” h5netcdf python interface to netCDF to write out an optimized file.
 - **Example 1** (with page aggregation)

```
import h5netcdf
```

```
h5netcdf.File('co.nc', mode='w', fs_strategy='page', fs_page_size=4*1024*1024, ...)
```

- **Example 2** (with metadata block)

```
import h5netcdf
```

```
h5netcdf.File('co.nc', mode='w', meta_block_size=4*1024*1024, ...)
```

Example applications of a virtual data store - by Ayush Nag

- Accessing an entire SSH/SST time series for visualization and subsetting
- Leveraging the Kerchunk/Zarr/DMR++ technologies
 - Kerchunk: <https://fsspec.github.io/kerchunk/>
 - Zarr: <https://doi.org/10.5067/DOC/ESCO/ESDS-RFC-048v1>
 - DMR++: <https://docs.opendap.org/index.php/DMR%2B%2B>
- A lightweight JSON externally accessible metadata file is the key
 - https://nbviewer.org/github/podaac/the-coding-club/blob/main/notebooks/SWOT_SS_H_dashboard.ipynb
 - Accessible both locally and in the cloud
- See me in the GHRSSST GDS Evolution session for more information !

Summary

- Cloud computing: a new ecosystem for scientific computing
 - requires new knowledge, skills, techniques and understanding of its services suite
- Presented ongoing work with cloud computing for time series analysis using Coiled and other AWS services.
 - Tutorials available on our Github site
- For data producers HDF5 (and netCDF4) internal metadata aggregation improves cloud file I/O (sometimes radically)
 - The netCDF4 implementation is a little adhoc but investigations continue
- PO.DAAC is here to help you on your cloud journeys!

Questions to edward.m.armstrong@jpl.nasa.gov