

## Enhanced Vortex Pinning in Annealed $TlBa_2CaCu_2O_x$ Thin Films

Eugene L. Venturini, Paula P. Newcomer, Michael P. Siegal and Donald L. Overmyer  
Sandia National Laboratories, Albuquerque, NM 87185-1421

**Abstract**—Furnace anneals of  $TlBa_2CaCu_2O_x$  thin films at temperatures above  $500^\circ\text{C}$  cause partial  $TlO_x$  loss. High-resolution transmission electron microscopy images reveal nanometer-scale discontinuities (pinched stacking faults) in the microstructure of annealed films. Significant increases in the vortex pinning potential and critical current density at elevated temperatures in strong magnetic fields are observed and are attributed to the presence of these localized defects.

### I. INTRODUCTION

Many applications of high-temperature superconducting (HTS) thin films require large current densities  $J$  in high magnetic fields  $B$  at elevated temperatures. Under these conditions, the field penetrates the material via discrete, quantized magnetic vortices and the vortices experience a strong Lorentz force  $J \times B$ . Early experiments on HTS cuprates showed that the vortices are weakly pinned [1,2]. Hence, the substantial thermal energy causes “giant flux creep” and the resulting large dissipation. Maintaining high  $J$  values under these conditions requires the incorporation of lattice defects or secondary phases to pin the vortices, thus suppressing their motion.

Modest improvements in vortex pinning were achieved by creating *localized defects* through irradiation with fast neutrons [3,4] or high-energy light ions [5]. Strong vortex pinning in HTS materials was demonstrated for *extended defects* introduced in  $YBa_2Cu_3O_{7.8}$  single crystals by high-energy, heavy-ion irradiation [6,7]. Detailed structural studies confirmed that the pinning sites were amorphous, linear damage tracks produced by these heavy ions [8]. For  $Tl$ -based superconductors, both bulk ceramics [9] and thin films [10] showed strongly enhanced vortex pinning when extended defects were incorporated.

We have recently reported that the superconducting properties of  $TlBa_2CaCu_2O_x$  ( $Tl$ -1212) thin films can be enhanced by annealing in nitrogen at temperatures from  $250$  to  $600^\circ\text{C}$  [11]. These reducing anneals raise the superconducting transition temperature  $T_c$  from  $\sim 70$  K for films as-grown in one atm oxygen to  $\sim 95$  K. In addition, the low-field critical current density  $J_{cm}$  measured by magnetic hysteresis increases significantly after annealing in nitrogen above  $500^\circ\text{C}$ . The maximum  $J_{cm}$  at  $5$  K in self-

field was  $1(\pm 0.2) \times 10^7$  A/cm<sup>2</sup> following a one-hour nitrogen anneal at  $600^\circ\text{C}$ ,  $\sim 50\%$  higher than the  $J_{cm}$  for as-grown films [11].

These enhanced properties are attributed to partial  $TlO_x$  loss suggested by energy dispersive x-ray compositional analyses comparing the as-grown and high-temperature-annealed films [12]. Cross-sectional, phase-contrast, high-resolution transmission electron microscope (HRTEM) images show two types of disorder in annealed films, circular regions of contrast modulation on a  $100$  nm scale and pinched stacking faults on a  $1$  nm scale surrounded by lattice disorder extending for  $2$ - $10$  nm. The latter microstructural defects are ideal in size for vortex pinning. Hence, simple furnace annealing offers a promising technique for creating controlled, nanometer-scale microstructural damage that enhances the superconducting properties of these films.

In this paper we report new annealing studies and magnetization measurements on  $Tl$ -1212 films. The annealing produces significant increases in both  $J_{cm}$  for large magnetic fields and the vortex pinning potential  $U_{eff}(J,T)$  for large current densities  $J$  at elevated temperatures  $T$ .

### II. EXPERIMENTAL DETAILS

Thin films ( $\sim 600$  nm) of  $Tl$ -1212 are grown in one atm oxygen in a two-zone furnace using an amorphous  $BaCaCuO$  precursor on a single crystal (100)  $LaAlO_3$  substrate [13]. The resulting films are nearly phase pure and highly oriented with the crystallographic  $c$ -axis normal to the substrate. Post-growth anneals at  $600^\circ\text{C}$  in flowing nitrogen using the same two-zone furnace produce a significant enhancement in both  $T_c$  and  $J_{cm}$  [11].

However, new annealing studies in a separate tube furnace in flowing nitrogen showed that  $600^\circ\text{C}$  produces excessive  $TlO_x$  loss and destroys the superconductivity in these films. The discrepancy arose from the presence of  $Tl_2O_3$  condensed on the walls of the two-zone furnace from prior film growth. This condensed material provided an internal, unrecognized source of both oxygen and  $TlO_x$  during our initial high-temperature anneals in flowing nitrogen. Recent measurements using an oxygen sensor show that the oxygen partial pressure at the film is  $\sim 0.01$  atm during the  $600^\circ\text{C}$  “nitrogen” anneal in the two-zone furnace when condensed  $Tl_2O_3$  is present.

This paper compares the superconducting properties of films before and after one-hour, high-temperature anneals

Manuscript received August 26, 1996.

This work was performed at Sandia National Laboratories and supported by the U. S. Department of Energy, Office of Basic Energy Sciences, under Contract No. DE-AC04-94AL85000.

in a tube furnace using two distinct flowing gases: 100% oxygen and 10% oxygen in nitrogen. These experiments produced improvements in  $T_c$  and  $J_{cm}$  comparable to those observed for the two-zone annealed films, but with optimum annealing temperatures near 685°C in 100% oxygen and 630°C in 10% oxygen. Anneals in lower oxygen partial pressures are in progress and will be reported elsewhere.

Magnetic measurements were performed with a commercial SQUID magnetometer (Quantum Design MPMS). The superconducting transition temperature  $T_c$  was determined from the Meissner signal (field cooling) in a 0.2 mT field applied normal to the film (i.e., along the crystallographic c-axis).  $J_{cm}$  was calculated from isothermal hysteresis loops and the vortex pinning potential was extracted from isothermal flux creep data.

### III. ENHANCED SUPERCONDUCTING PROPERTIES

Several films were annealed in 100% flowing oxygen between 600 and 750°C to determine the optimum temperature (685°C) for enhanced  $J_{cm}$  and vortex pinning. These anneals lowered  $T_c$  to between 70 and 80 K, similar to the  $T_c$ 's for the films as-grown in oxygen. Hence, a subsequent reducing anneal at 250°C in flowing nitrogen was added to raise  $T_c$  to its maximum value before additional  $J_{cm}$  studies. Anneals below 700°C in 100% oxygen plus 250°C in nitrogen did not change  $J_{cm}$  in self-field at 5 K by more than the 5% experimental error;  $T_c$  ranged from 88 to 90 K for these films. Anneals at 700°C or higher in 100% oxygen plus 250°C nitrogen caused a systematic decrease in both  $T_c$  and  $J_{cm}$  at 5 K in self-field. The highest temperature anneal (750°C) lowered  $T_c$  to 80 K, broadened the Meissner transition, and decreased  $J_{cm}$  by 75%. Though anneals below 700°C in 100% oxygen did not change  $J_{cm}$  in self-field, they did increase vortex pinning and  $J_{cm}$  in large magnetic fields at temperatures to 60 K with the optimal annealing temperature being 685(±10)°C.

Similarly, several films were annealed in 10% oxygen in flowing nitrogen between 600 and 650°C to determine the optimum temperature (630°C) for enhanced  $J_{cm}$  and vortex pinning. A subsequent reducing anneal at 250°C was not beneficial since  $T_c$  was maximized between 88 and 90 K after the 10% oxygen anneal. Anneals at 600 and 650°C in 10% oxygen changed  $J_{cm}$  in self-field at 5 K by less than 5% while anneals between 625 and 635°C increased  $J_{cm}$  between 10 and 30%. More importantly, the greatest enhancement in hysteresis and vortex pinning at temperatures to 60 K was observed for these latter anneals, suggesting that 630(±10)°C is optimum for 10% oxygen anneals.

Fig. 1 compares the Meissner transition in three annealed films: (1) after a low-temperature reducing anneal (one hour at 250°C in flowing nitrogen, open triangles), (2) after a high-temperature anneal (one hour at 630°C in 10%

oxygen, solid triangles) and (3) after a double anneal (one hour at 685°C in 100% oxygen followed by one hour at 250°C in nitrogen, open squares).

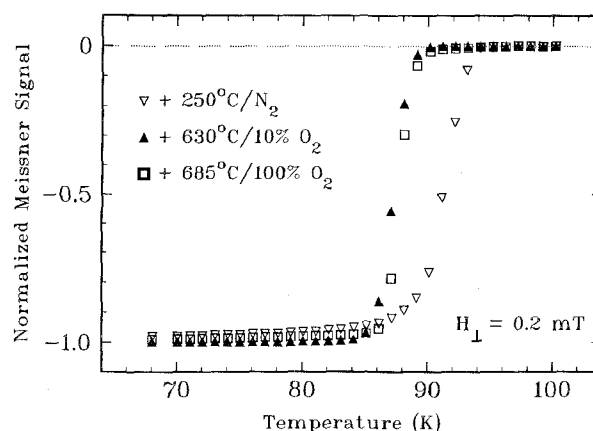


Fig. 1. Meissner transition (field cooling) for three Tl-1212 films. The high-temperature anneal suppresses  $T_c$  by ~5%.

The low-temperature nitrogen anneal increases  $T_c$  to ~94 K (typical for our Tl-1212 films grown at 800°C in a two-zone furnace) [13]. Both of the high-temperature oxygen anneals (100% and 10%) reduce  $T_c$  by 4 K to ~90 K, but yield a slightly sharper transition in 0.2 mT. Note that the 100% oxygen anneal was followed by a 250°C anneal in nitrogen. The sharp Meissner transitions suggest that the high-temperature anneals and accompanying  $TiO_x$  loss do not result in a macroscopically nonuniform carrier concentration with a distribution of  $T_c$  values or a preferential degradation at grain boundaries. However, there is evidence in the HRTEM cross-sectional images that between 20 and 30% of the upper (free surface) part of the film is structurally disordered following the oxygen anneal. The current density values in the annealed films were calculated using its original thickness, ignoring any structural changes that affect supercurrents near the surface.

The remainder of this section compares  $J_{cm}$  and the vortex pinning potential of a Tl-1212 film annealed first at 250°C in nitrogen and subsequently at 630°C for one hour in 10% oxygen. (Comparable enhancements in the superconducting properties were measured for another film annealed at 685°C in 100% oxygen followed by 250°C in nitrogen.) At 5 K in self-field  $J_{cm}$ , determined from magnetic hysteresis using the Bean critical state model and the dimensions of the entire sample with appropriate geometric corrections [14], increased from  $6 \times 10^6$  A/cm<sup>2</sup> after the 250°C nitrogen anneal to  $8 \times 10^6$  A/cm<sup>2</sup> after the 630°C anneal. Further,  $J_{cm}$  was higher at all field strengths to 5 tesla at 5 K following the 630°C anneal. Fig. 2 compares  $J_{cm}$  versus field at 40 K before and after the 630°C anneal. The marked increase in  $J_{cm}$  at higher fields indicates that the structural changes accompanying high-temperature anneals provide strong pinning sites for

vortices. Hysteresis loops at 20 and 60 K also show higher  $J_{cm}$  after the 630°C anneal.

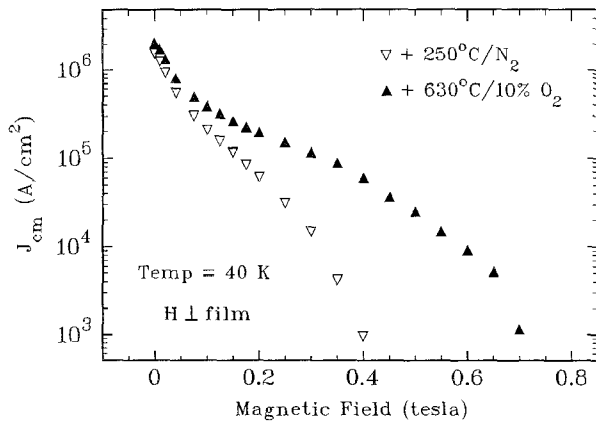


Fig. 2. Critical current density  $J_{cm}$  at 40 K versus applied magnetic field from hysteresis loops measured before and after a 630°C anneal in a 10% oxygen atmosphere.

The increased vortex pinning that supports the higher  $J_{cm}$  can be shown directly by calculating the pinning force density  $F_p$  versus applied field from the data in Fig. 2. The critical current density  $J_{cm}$  for a given induction field  $B$  is reached when the Lorentz force density on the vortices,  $J_{cm} \times B$ , balances the pinning force density  $F_p$ . The log-log plot in Fig. 3 emphasizes the additional pinning attributed to the microstructural defects in the annealed film. Both the magnitude and position of the peak in  $F_p$  and the rapid decrease approaching the irreversibility line are shifted to considerably higher field strengths after annealing.

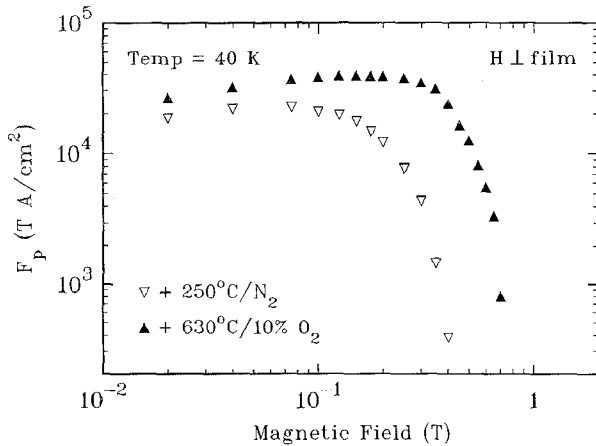


Fig. 3. Vortex pinning force density  $F_p$  versus applied magnetic field at 40 K before and after 630°C anneal.

Additional confirmation of the enhanced pinning after high-temperature annealing is the comparison of effective vortex pinning potentials  $U_{eff}(J,T)$  versus current density  $J$  shown in Fig. 4. These data are calculated from a series of isothermal magnetic relaxation measurements in a fixed

field (one tesla applied normal to the film for Fig. 4). The creep experiment involves cooling from above  $T_c$  to the measurement temperature in zero field, applying the desired field and monitoring sample moment versus time (up to two hours at each temperature). The current density  $J$  is determined from the measured moment and sample dimensions, while  $U_{eff}(J,T)$  is calculated from the moment versus time using the procedure of Maley et al. [15]. Selected temperatures are indicated in the figure.

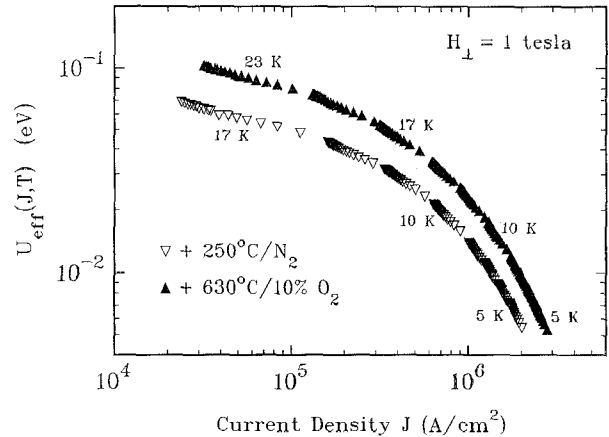


Fig. 4. Effective vortex pinning potential in one tesla versus current density before and after 630°C anneal. Data were calculated from isothermal flux creep measurements.

The data in Fig. 4 illustrate two significant changes following the high-temperature oxygen anneal. First, the current density in one tesla at 5 K is increased by  $\sim 50\%$ . Second, the film annealed at 630°C supports a measurable current density (irreversibility) up to 23 K in one tesla in contrast to 17 K after the 250°C anneal. More importantly,  $U_{eff}(J,T)$  is increased by  $\sim 50\%$  for current densities  $J$  in the  $10^5$  A/cm<sup>2</sup> range. Since the dissipation at a given field and temperature varies exponentially with  $U_{eff}$ , this increase means substantially lower losses in practical applications at elevated temperature in large fields.

#### IV. CONCLUDING REMARKS

We have shown that simple, low-cost furnace anneals of Tl-1212 thin films in 100% oxygen or 10% oxygen in nitrogen can be used to significantly enhance both  $J_{cm}$  and vortex pinning at elevated temperatures in large magnetic fields. The microstructural changes produced by these anneals, identified by HRTEM as  $\sim 1$  nm pinched stacking faults surrounded by 2-10 nm of lattice disorder, are thought to be the source of the enhanced superconducting properties. These structural changes are driven by partial  $TlO_x$  loss during the high-temperature anneals. Although the anneals cause a small decrease in  $T_c$  ( $\sim 5\%$ ) compared to films annealed at 250°C in nitrogen, enhanced  $J_{cm}$  is observed at all temperatures up to 60 K.

The incorporation of small secondary phase impurities has been shown to enhance the vortex pinning and  $J_{cm}$  of bulk cuprate superconductors. This was first noted for melt-textured  $YBa_2Cu_3O_7$  where the thermal gradient processing generated  $Y_2BaCuO_5$  inclusions that provided pinning sites [16]. Subsequently, partial melting of single  $TlO_x$  layer  $Tl_{0.5}Pb_{0.5}Sr_{1.6}Ba_{0.4}Ca_2Cu_3O_y$  produced micron-sized inclusions of  $(Ca,Sr)_2CuO_3$  and  $BaPbO_3$  and much larger  $J_{cm}$  values in ceramic samples. The present work differs in several respects. First, the furnace anneals involve temperatures well below any melting or decomposition events and any trace impurities are actually lowered after annealing [11]. Second, the present samples are highly oriented thin films that carry substantial macroscopic supercurrents both before and after the high-temperature anneals. And, third, the microstructural defects occur on a much smaller length scale, a few nanometers as opposed to microns, and involve stacking fault dislocations rather than secondary phases [13]. Hence, these strong pinning sites are matched closely to the in-plane coherence length for a vortex the in cuprate superconductors.

#### REFERENCES

- [1] K. A. Müller, M. Takashige and J. G. Bednorz, "Flux trapping and superconductive glass state in  $La_2CuO_{4-x}Ba_x$ ," *Phys. Rev. Lett.*, vol. 58, pp. 1143-1146, 16 March 1987.
- [2] Y. Yeshurun and A. P. Malozemoff, "Giant flux creep and irreversibility in an Y-Ba-Cu-O crystal: an alternative to the superconducting-glass model," *Phys. Rev. Lett.*, vol. 60, pp. 2202-2205, 23 May 1988.
- [3] A. Umezawa, G. W. Crabtree, J. Z. Liu, H. W. Weber, W. K. Kwok, L. H. Nunez, T. J. Moran, C. H. Sowers and H. Claus, "Enhanced critical magnetization currents due to fast neutron irradiation in single-crystal  $YBa_2Cu_3O_{7-\delta}$ ," *Phys. Rev. B*, vol. 36, 7151-7154, 1 November 1987.
- [4] R. B. van Dover, E. M. Gyorgy, L. F. Schneemeyer, J. W. Mitchell, K. V. Rao, R. Puzniak and J. V. Waszczak, "Critical currents near  $10^6$  A  $cm^{-2}$  at 77 K in neutron-irradiated single-crystal  $YBa_2Cu_3O_7$ ," *Nature*, vol. 342, pp. 55-57, 2 November 1989.
- [5] L. Civale, A. D. Marwick, M. W. McElfresh, T. K. Worthington, A. P. Malozemoff, F. H. Holtzberg, J. R. Thompson and M. R. Kirk, "Defect independence of the irreversibility line in proton-irradiated Y-Ba-Cu-O crystals," *Phys. Rev. Lett.*, vol. 65, pp. 1164-1167, 27 August 1990.
- [6] L. Civale, A. D. Marwick, T. K. Worthington, M. A. Kirk, J. R. Thompson, L. Krusin-Elbaum, Y. Sun, J. R. Clem and F. Holtzberg, "Vortex confinement by columnar defects in  $YBa_2Cu_3O_7$  crystals: enhanced pinning at high fields and temperatures," *Phys. Rev. Lett.*, vol. 67, pp. 648-651, 29 July 1991.
- [7] M. Konczykowski, F. Rullier-Albenque, E. R. Jacoby, A. Shaulov, Y. Yeshurun and P. Lejay, "Effect of 5.3-GeV Pb-ion irradiation on irreversible magnetization in Y-Ba-Cu-O crystals," *Phys. Rev. B*, vol. 44, pp. 7167-7170, 1 October 1991.
- [8] Yimei Zhu, Z. X. Cai, R. C. Budhani, M. Suenaga and D. O. Welch, "Structures and effects of radiation damage in cuprate superconductors irradiated with several-hundred-MeV heavy ions," *Phys. Rev. B*, vol. 48, pp. 6436-6450, 1 September 1993.
- [9] V. Hardy, D. Groult, J. Provost, M. Hervieu, B. Raveau and S. Bouffard, "GeV-heavy ion irradiation effects in thallium-based superconducting copper oxides," *Physica C*, vol. 178, pp. 255-265, 1 August 1991.
- [10] R. C. Budhani, M. Suenaga and S. H. Liou, "Giant suppression of flux-flow resistivity in heavy-ion irradiated  $Tl_2Ba_2Ca_2Cu_3O_{10}$  films: influence of linear defects on vortex transport," *Phys. Rev. Lett.*, vol. 69, pp. 3816-3819, 28 December 1992.
- [11] M. P. Siegal, E. L. Venturini, P. P. Newcomer, B. Morosin, D. L. Overmyer, F. Dominguez and R. G. Dunn, "Enhancement of the superconducting properties of  $TlBa_2CaCu_2O_{7+\delta}$  thin films via postannealing," *Appl. Phys. Lett.*, vol. 67, pp. 3966-3968, 25 December 1995.
- [12] P. P. Newcomer, private communication.
- [13] M. P. Siegal, E. L. Venturini, P. P. Newcomer, D. L. Overmyer, F. Dominguez and R. G. Dunn, "Importance of controlling the Tl-oxide partial pressure throughout the processing of  $TlBa_2CaCu_2O_{7+\delta}$  thin films," *J. Appl. Phys.*, vol. 78, pp. 7186-7191, 15 December 1995.
- [14] E. M. Gyorgy, R. B. van Dover, K. A. Jackson, L. F. Schneemeyer and J. V. Waszczak, "Anisotropic critical currents in  $Ba_2YCu_3O_7$  analyzed using an extended Bean model," *Appl. Phys. Lett.*, vol. 55, pp. 283-285, 17 July 1989.
- [15] M. P. Maley, J. O. Willis, H. Lessure and M. E. McHenry, "Dependence of flux-creep activation energy upon current density in grain-aligned  $YBa_2Cu_3O_{7-x}$ ," *Phys. Rev. B*, vol. 42, pp. 2639-2642, 1 August 1990.
- [16] S. Jin, T. H. Tiefel, R. C. Sherwood, M. E. Davis, R. B. van Dover, G. W. Kammlott, R. W. Fastnacht and H. D. Keith, "High critical currents in Y-Ba-Cu-O superconductors," *Appl. Phys. Lett.*, vol. 52, pp. 2074-2076, 13 June 1988.
- [17] T. Doi, M. Okada, A. Soeta, T. Yuasa, K. Aihara, T. Kamo and S.-P. Matsuda, "Flux pinning in single Tl-layer 1223 superconductors," *Physica C*, vol. 183, pp. 67-72, 10 November 1991.