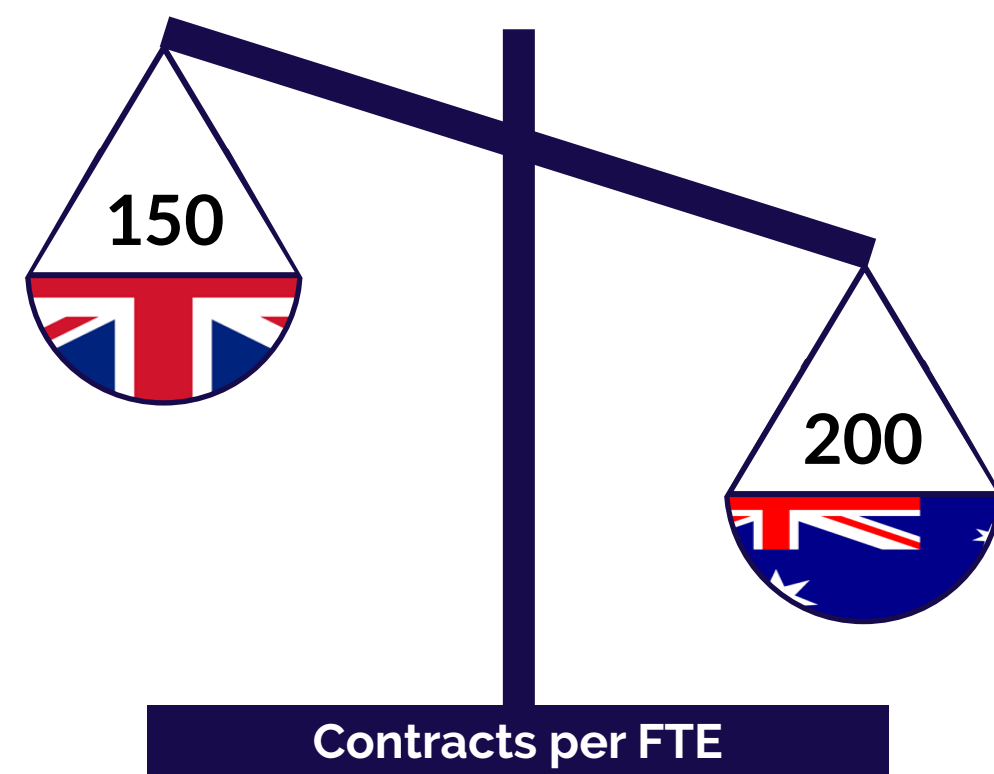


Research Contracts Benchmarking

A high-level comparison between Australia and the UK



Workload

Australian institutions have a higher workload per individual, but figures per institution vary widely across the two countries, from 45 to 430 contracts per full time equivalent research contracts team member (FTE).

Change in contract volumes

Between 2015 and 2017, Australian participants have seen a higher increase in average contracts per institution. Some UK institutions reported a decrease in contract volumes.


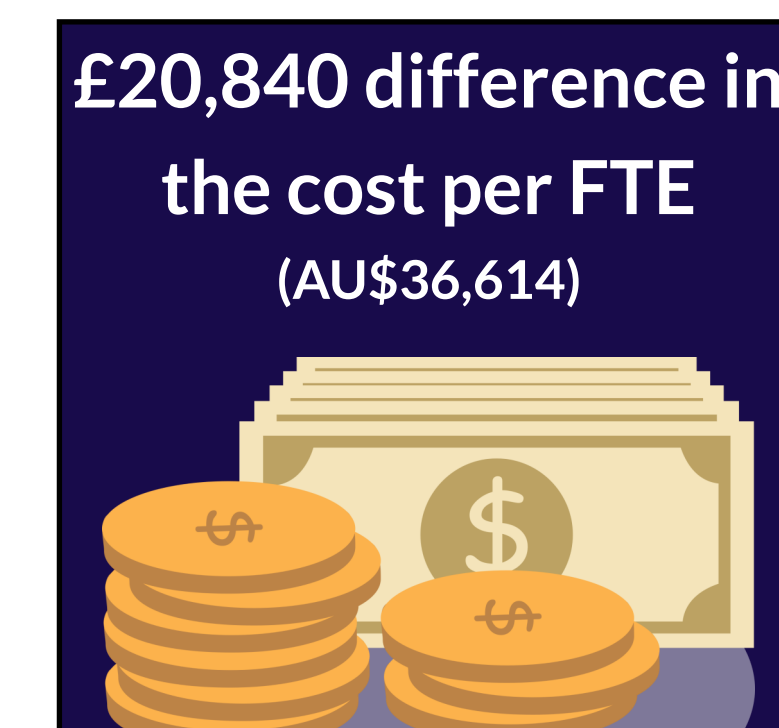


Average cost per contract

Even though Australian participants reported a higher number of contracts per FTE, the average cost per contract is lower in the UK.

Average salary cost per FTE

At £67,230/AU\$118,120, the average salary cost per FTE, including on-costs, reported by Australian participants is over 40% higher than in the UK. Part of this difference is explained by the higher cost of living and salary levels in Australia.



Use of software

73% of Australian participants stated that they use contract-tracking software, while only 37% of UK institutions reported the same. In the UK, Excel spreadsheets are more commonly used.




Project aims



Benchmarking

Survey to gather comparative data, resulting in a bespoke benchmarking report



Sharing of good practice

Collation and sharing of templates and standard operating procedures plus facilitated networking



Public dissemination

Anonymised data and key learning points published on project completion

UK Participants

- Bath Spa University
- Edge Hill University
- Lancaster University
- Loughborough University
- Open University
- Royal Veterinary College
- Sheffield Hallam University
- SOAS University of London
- University of Birmingham
- University of Durham
- University of East Anglia
- University of Hull
- University of Leicester
- University of Manchester
- University of Nottingham

- University of Plymouth
- University of Reading
- University of Sussex
- University of Ulster

Australian Participants

- Australian National University
- Curtin University
- Edith Cowan University
- LaTrobe University
- Swinburne University of Technology
- University of Melbourne
- University of New England
- University of South Australia
- University of Technology Sydney
- University of Western Australia
- University of Wollongong