



ISSN NO. 2320-5407

Journal Homepage: [-www.journalijar.com](http://www.journalijar.com)

INTERNATIONAL JOURNAL OF ADVANCED RESEARCH (IJAR)

Article DOI: 10.21474/IJAR01/18845
DOI URL: <http://dx.doi.org/10.21474/IJAR01/18845>



INTERNATIONAL JOURNAL OF
ADVANCED RESEARCH (IJAR)
ISSN 2320-5407
Journal Homepage: <http://www.journalijar.com>
Journal DOI: 10.21474/IJAR01

RESEARCH ARTICLE

FORMULATION OF A MODE I CRACK PROPAGATION MODEL BY ANALYZING THE STRESS FIELD AT THE CRACK TIP

Ahmed Doumbia¹, Chardin Séri Séri² and Seydou Traoré²

1. Jean Lorougnon Guédé University, Earth Sciences Department, Faculty of Environment, Daloa, Ivory Coast.
2. Félix Houphouët-Boigny University, Physics, Electronic and Telecommunication System Department, Faculty of Sciences of structures of Materials and Technology, Abidjan, IvoryCoast.

Manuscript Info

Manuscript History

Received: 05 April 2024
Final Accepted: 09 May 2024
Published: June 2024

Key words:-

Model, Propagation, Crack, Mode I, Constraints

Abstract

One of the phases in the development of materials is knowledge of their possible degradation. At this stage, taking into account the influence of temperature variation remains essential for certain materials. The objective of this work is to take this aspect into account by formulating a mode I crack propagation model by studying the stress field in the vicinity of the crack tip. To do this, starting from Hooke's law generalized in linear elasticity, we use the asymptotic expressions in displacements of the crack tip of Moës et Al. in order to obtain the stress field model. To validate the model, a comparison is made with data from the literature. The observations show a very high agreement of results. The advantage of this model is to take into account the role of temperature in the degradation of materials by analyzing crack propagation. It will be used in our future work.

Copy Right, IJAR, 2024., All rights reserved.

Introduction:-

Composite materials, depending on their production conditions, are subject to differential shrinkage phenomena of the different constituents leading to residual cracks [1,2,3,4]. Under stress, we observe a propagation and intensification of these cracks depending on parameters such as temperature [5,6]

Our objective is to develop an analytical model of mode I crack propagation based on the analysis of the stress field at the crack tip taking into account the temperature variation. As a method, we first exploited the generalized Hooke's law and the small disturbance hypothesis. From these results, the asymptotic expressions in displacements of the crack tip [7,8], allowed us to obtain the desired model. A comparison is made with the results from the literature.

The observations made show that the established model gives a very good description of the crack propagation behavior in mode I.

Main working hypotheses

The material studied is a composite with two main phases: a polymer matrix and sufficiently short fiber reinforcements so that the dimensions of the composite are infinite. The specimen has an elastic, linear and isotropic behavior. The limits of use of the model to be established concern slow and sufficiently lower stresses in order to avoid sudden rupture of the material. The hypothesis of small disturbances will therefore be taken into account. In

Corresponding Author:- Dr. Doumbia Ahmed

Address:- Jean Lorougnon Guédé University, Earth Sciences Department, Faculty of Environment, Daloa, Ivory Coast.

addition, if the composite undergoes a transformation, it must be continuous, infinitesimal and irreversible with an absence of chemical reactions and change of state. Figure 1. shows an illustration of the cracked specimen.

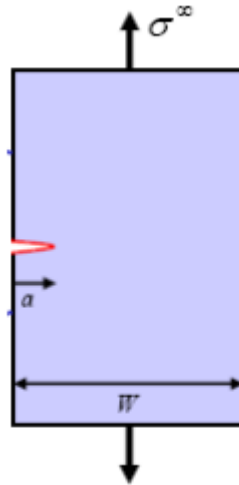


Fig. 1:- Illustration of the cracked composite [9].

Mode I stress field model at crack tip

Figure 2 illustrates the parameterization near the crack tip.

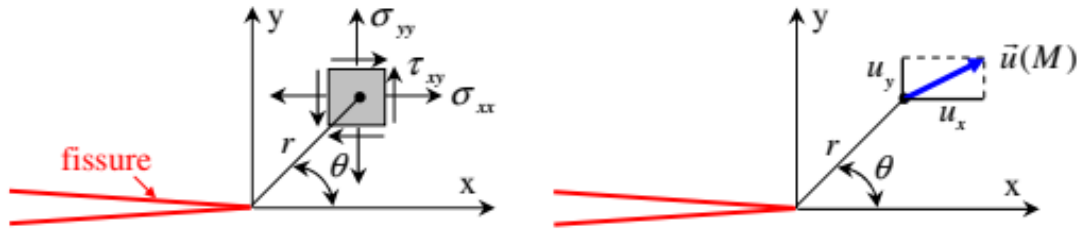


Fig. 2:- Parameterization a) in stresses and b) in displacement of the crack tip.

With the previous hypotheses, the generalized Hooke's law, in the absence of prestresses, is written:

$$\bar{\sigma} = 2\mu\bar{\varepsilon} + [\lambda \text{tr}(\bar{\varepsilon}) - \beta\Delta T]\bar{I}(1)$$

with : $\bar{\sigma}$: tensor of the stress field at the crack tip (MPa)

$\bar{\varepsilon}$: strain tensor near the crack front

$\text{tr}(\bar{\varepsilon})$: trace of the strain tensor

\bar{I} : tensor unit of order 4

μ : first Lamé coefficient or Coulomb modulus or transverse modulus of elasticity (MPa)

λ : second Lamé coefficient (MPa)

β : Thermal expansion coefficient of the composite ($^{\circ}\text{C}^{-1}$)

ΔT : variation of temperature from initial conditions ($^{\circ}\text{C}$)

Either in index form :

$$\sigma_{ij} = 2\mu\varepsilon_{ij} + \left(\frac{2\mu\nu}{1-2\nu}\varepsilon_{kk} - \beta\Delta T\right)\delta_{ij} \quad , \quad \forall i, j, k \in \{1; 2\}(2)$$

où : σ_{ij} : components of the stress tensor

ε_{ij} : components of the strain tensor

δ_{ij} : Kronecker symbol

ν : Poisson coefficient

In addition, the components of the linearized strain tensor under the hypothesis of small disturbances (HPP) are :

$$\varepsilon_{ij} = \frac{1}{2}(u_{i,j} + u_{j,i})(3)$$

with $u_{i,j}$ (respectively $u_{j,i}$) partial derivative of the displacement u_i (respectively u_j) according to x_j (respectively according to x_i).

From equations (2) and (3), we have :

$$\sigma_{ij} = 2\mu \left[\frac{1}{2} (u_{i,j} + u_{j,i}) + \frac{\nu}{1-2\nu} u_{k,k} \delta_{ij} \right] - \beta \Delta T \delta_{ij} \quad (4)$$

Then :

$$\begin{cases} \sigma_{xx} = 2\mu \left[u_{x,x} + \frac{\nu}{1-2\nu} (u_{x,x} + u_{y,y}) \right] - \beta \Delta T \\ \sigma_{yy} = 2\mu \left[u_{y,y} + \frac{\nu}{1-2\nu} (u_{y,y} + u_{x,x}) \right] - \beta \Delta T \\ \sigma_{xy} = \mu (u_{x,y} + u_{y,x}) \end{cases} \quad (5)$$

We will now calculate the components $u_{i,j}$ of the displacement in the vicinity of the crack tip. On a en mode I [7,8] :

$$\begin{cases} u_x = \frac{K_I}{2\mu} \sqrt{\frac{2r}{\pi}} \cos\left(\frac{\theta}{2}\right) \left[1 - 2\nu + \sin^2\left(\frac{\theta}{2}\right) \right] \\ u_y = \frac{K_I}{2\mu} \sqrt{\frac{2r}{\pi}} \sin\left(\frac{\theta}{2}\right) \left[2(1 - \nu) - \cos^2\left(\frac{\theta}{2}\right) \right] \end{cases} \quad (6)$$

with : K_I : stress intensity factor ($\text{MPa}\sqrt{m}$).

Furthermore, we know that:

$$x = r \cos(\theta) \text{ et } y = r \sin(\theta) \quad (7.1)$$

That's to say :

$$r = \sqrt{x^2 + y^2} \text{ et } \theta = \arccos\left(\frac{x}{\sqrt{x^2 + y^2}}\right) \text{ (ou } \theta = \arcsin\left(\frac{y}{\sqrt{x^2 + y^2}}\right) \text{)} \quad (7.2)$$

x et y (respectively r et θ) being the coordinates in a Cartesian coordinate system (respectively cylindrical) of origin of the crack tip of a point very close to it.

From (6) and (7), we obtain :

$$\begin{cases} u_x = \frac{K_I}{2\mu} \sqrt{\frac{2}{\pi}} \cos\left(0,5 \arccos\left(\frac{x}{\sqrt{x^2 + y^2}}\right)\right) \left[1 - 2\nu + \sin^2\left(0,5 \arccos\left(\frac{x}{\sqrt{x^2 + y^2}}\right)\right) \right] (x^2 + y^2)^{1/4} \\ u_y = \frac{K_I}{2\mu} \sqrt{\frac{2}{\pi}} \sin\left(0,5 \arccos\left(\frac{x}{\sqrt{x^2 + y^2}}\right)\right) \left[2(1 - \nu) - \cos^2\left(0,5 \arccos\left(\frac{x}{\sqrt{x^2 + y^2}}\right)\right) \right] (x^2 + y^2)^{1/4} \end{cases} \quad (8)$$

With, for an overflowing crack in relation to which the specimen is considered infinite [9], $K_I = 1,12\sigma^\infty\sqrt{\pi a}$ ($\text{MPa}\sqrt{m}$). (9)

Using relations 8, we therefore obtain the expressions of the partial derivatives $u_{(i,j)}$ of the displacement field at the crack tip by setting:

$$u_{x,x} = \frac{\partial u_x}{\partial x} ; u_{x,y} = \frac{\partial u_x}{\partial y} ; u_{y,y} = \frac{\partial u_y}{\partial y} ; u_{y,x} = \frac{\partial u_y}{\partial x} \quad (10)$$

Let's put : $A = \frac{K_I}{2\mu} \sqrt{\frac{2}{\pi}}$; $B = 1 - 2\nu$ et $C = 2(1 - \nu)$

We demonstrate that (see Appendix I for details) :

$$u_{x,x} = A \frac{0,5y \sin\left(0,5 \arccos\left(\frac{x}{\sqrt{x^2+y^2}}\right)\right) \left(B + \sin^2\left(0,5 \arccos\left(\frac{x}{\sqrt{x^2+y^2}}\right)\right)\right) + \cos\left(0,5 \arccos\left(\frac{x}{\sqrt{x^2+y^2}}\right)\right) \left(-y \cos\left(0,5 \arccos\left(\frac{x}{\sqrt{x^2+y^2}}\right)\right) \sin\left(0,5 \arccos\left(\frac{x}{\sqrt{x^2+y^2}}\right)\right) + 0,5x \left(B + \sin^2\left(0,5 \arccos\left(\frac{x}{\sqrt{x^2+y^2}}\right)\right)\right)}{(x^2 + y^2)^{\frac{3}{4}}}$$

$$u_{x,y} = A \frac{-0,5x \sin\left(0,5 \arccos\left(\frac{x}{\sqrt{x^2+y^2}}\right)\right) \left(B + \sin^2\left(0,5 \arccos\left(\frac{x}{\sqrt{x^2+y^2}}\right)\right)\right) + \cos\left(0,5 \arccos\left(\frac{x}{\sqrt{x^2+y^2}}\right)\right) \left(x \cos\left(0,5 \arccos\left(\frac{x}{\sqrt{x^2+y^2}}\right)\right) \sin\left(0,5 \arccos\left(\frac{x}{\sqrt{x^2+y^2}}\right)\right) + 0,5y \left(B + \sin^2\left(0,5 \arccos\left(\frac{x}{\sqrt{x^2+y^2}}\right)\right)\right)}{(x^2 + y^2)^{\frac{3}{4}}}$$

$$u_{y,y} = A \frac{0,5x \cos\left(0,5 \arccos\left(\frac{x}{\sqrt{x^2+y^2}}\right)\right) \left(C - \cos^2\left(0,5 \arccos\left(\frac{x}{\sqrt{x^2+y^2}}\right)\right)\right) + \sin\left(0,5 \arccos\left(\frac{x}{\sqrt{x^2+y^2}}\right)\right) \left(x \sin\left(0,5 \arccos\left(\frac{x}{\sqrt{x^2+y^2}}\right)\right) \cos\left(0,5 \arccos\left(\frac{x}{\sqrt{x^2+y^2}}\right)\right) + 0,5y \left(C - \cos^2\left(0,5 \arccos\left(\frac{x}{\sqrt{x^2+y^2}}\right)\right)\right)}{(x^2 + y^2)^{\frac{3}{4}}}$$

$$u_{y,x} = A \frac{-0,5y \cos\left(0,5 \arccos\left(\frac{x}{\sqrt{x^2+y^2}}\right)\right) \left(C - \cos^2\left(0,5 \arccos\left(\frac{x}{\sqrt{x^2+y^2}}\right)\right)\right) + \sin\left(0,5 \arccos\left(\frac{x}{\sqrt{x^2+y^2}}\right)\right) \left(-y \sin\left(0,5 \arccos\left(\frac{x}{\sqrt{x^2+y^2}}\right)\right) \cos\left(0,5 \arccos\left(\frac{x}{\sqrt{x^2+y^2}}\right)\right) + 0,5x \left(C - \cos^2\left(0,5 \arccos\left(\frac{x}{\sqrt{x^2+y^2}}\right)\right)\right)}{(x^2 + y^2)^{\frac{3}{4}}}$$

(11.1 ; 11.2 ; 11.3 ; 11.4)

Or according to cylindrical coordinates :

$$u_{x,x} = \frac{A}{2\sqrt{r}} [\cos(0,5\theta)(B + \sin^2(0,5\theta)) - \sin^2(\theta) \cos(0,5\theta)] \tag{12.1}$$

$$u_{x,y} = \frac{A}{2\sqrt{r}} [\sin(0,5\theta)(B + \sin^2(0,5\theta)) + \sin(\theta) \cos(\theta) \cos(0,5\theta)] \tag{12.2} u_{y,y} =$$

$$\frac{A}{2\sqrt{r}} [\cos(0,5\theta)(C - \cos^2(0,5\theta)) + \sin(\theta) \sin(0,5\theta) \cos(\theta)] \tag{12.3}$$

$$u_{y,x} = -\frac{A}{2\sqrt{r}} [\sin(0,5\theta)(C - \cos^2(0,5\theta)) - \sin^2(\theta) \sin(0,5\theta)] \tag{12.4}$$

Equations (5) combined with relations (12) constitute the stress field model sought in the vicinity of the crack tip (see Appendix II for details):

$$\begin{cases} \sigma_{xx} = \frac{K_I}{\sqrt{2\pi r}} f_{xx} - \beta \Delta T \\ \sigma_{yy} = \frac{K_I}{\sqrt{2\pi r}} f_{yy} - \beta \Delta T \\ \sigma_{xy} = \frac{K_I}{\sqrt{2\pi r}} f_{xy} - \beta \Delta T \end{cases} \tag{13}$$

Where the parameters f_{xx} , f_{yy} and f_{xy} are functions of space and behavior of the composite defined by:

$$\begin{cases} f_{xx} = \frac{\sigma_{xx}}{\frac{K_I}{\sqrt{2\pi r}}} = [-\nu \cos^3(0.5\theta) + 0.5\nu \sin(2\theta) \sin(0.5\theta) + \cos(0.5\theta) \sin^2(0.5\theta) + \\ \cos(0.5\theta) \cos^2(\theta) - \nu \cos(0.5\theta) \sin^2(0.5\theta) - \nu \cos(0.5\theta) \cos^2(\theta)] / (1 - 2\nu) \\ f_{yy} = \frac{\sigma_{yy}}{\frac{K_I}{\sqrt{2\pi r}}} = [2 \cos(0.5\theta) - \cos^3(0.5\theta) + \nu \cos^3(0.5\theta) + \nu \cos(0.5\theta) \sin^2(0.5\theta) \\ + \nu \cos(0.5\theta) \cos^2(\theta) - 4\nu \cos(0.5\theta) + 0.5(1 - \nu) \sin(2\theta) \sin(0.5\theta)] / (1 - 2\nu) \\ f_{xy} = \frac{\sigma_{xy}}{\frac{K_I}{\sqrt{2\pi r}}} = 0.5 \sin(\theta) \cos(1.5\theta) \end{cases} \tag{14}$$

It takes into account the size of the crack, the position of the point in the vicinity of the crack, the effect of temperature variation and the behavior of the composite.

For the validation of this model, we will carry out a comparative study with the results of [10].

Discussion and comparative study (validation)

The model of stress fields at the crack tip in the literature relating to the results of [10] is given by the following system :

$$\begin{cases} \sigma_{wxx} = \frac{K_I}{\sqrt{2\pi r}} f_{wxx} \\ \sigma_{wyy} = \frac{K_I}{\sqrt{2\pi r}} f_{wyy} \\ \sigma_{wxy} = \frac{K_I}{\sqrt{2\pi r}} f_{wxy} \end{cases} \tag{15}$$

Where the parameters f_{wxx} , f_{wyy} and f_{wxy} are space functions defined by :

$$\begin{cases} f_{wxx} = \frac{\sigma_{wxx}}{\frac{K_I}{\sqrt{2\pi r}}} = \cos(\frac{\theta}{2})(1 - \sin(\frac{\theta}{2}) \sin(\frac{3\theta}{2})) \\ f_{wyy} = \frac{\sigma_{wyy}}{\frac{K_I}{\sqrt{2\pi r}}} = \cos(\frac{\theta}{2})(1 + \sin(\frac{\theta}{2}) \sin(\frac{3\theta}{2})) \\ f_{wxy} = \frac{\sigma_{wxy}}{\frac{K_I}{\sqrt{2\pi r}}} = \cos(\frac{\theta}{2}) \sin(\frac{\theta}{2}) \cos(\frac{3\theta}{2}) \end{cases} \tag{16}$$

At constant temperature (condition imposed by Westergaard), the study of the validation of the proposed model amounts to comparing the parameters f_{xx} and f_{wxx} , f_{yy} and f_{wyy} , and f_{xy} and f_{wxy} .

For a better illustration, we will plot the graphs of the functions f_{wxx} , f_{wyy} and f_{wxy} together with those of f_{xx} , f_{yy} and f_{xy} respectively. For the latter, and for each axis, different graphs will be drawn according to the Poisson's ratio taken between 0.25 and 0.5; range of values for natural polymer and fiber materials [11]. The graphs are presented in Figures 3, 4 and 5.

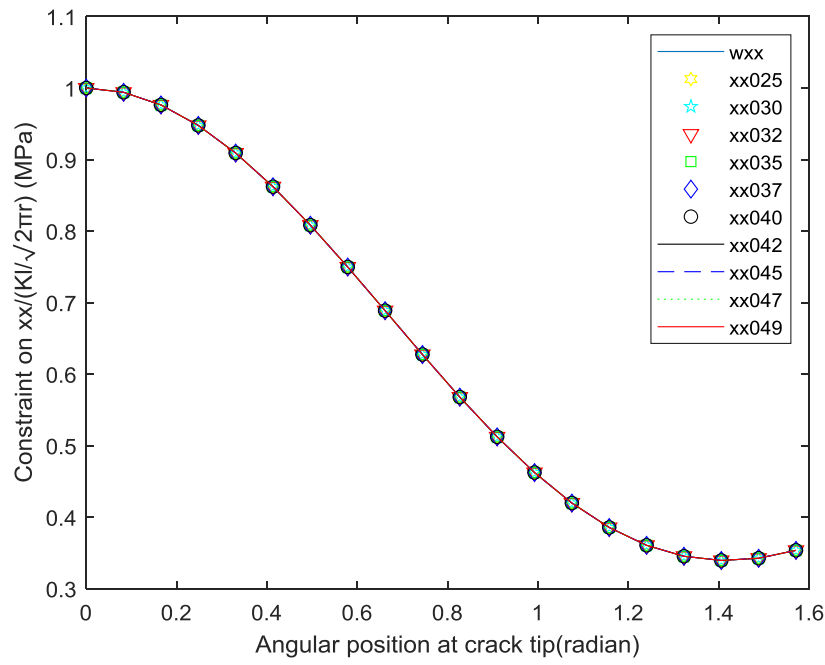


Figure 3:- Variation of the fonctions f_{xx} et f_{wxx}

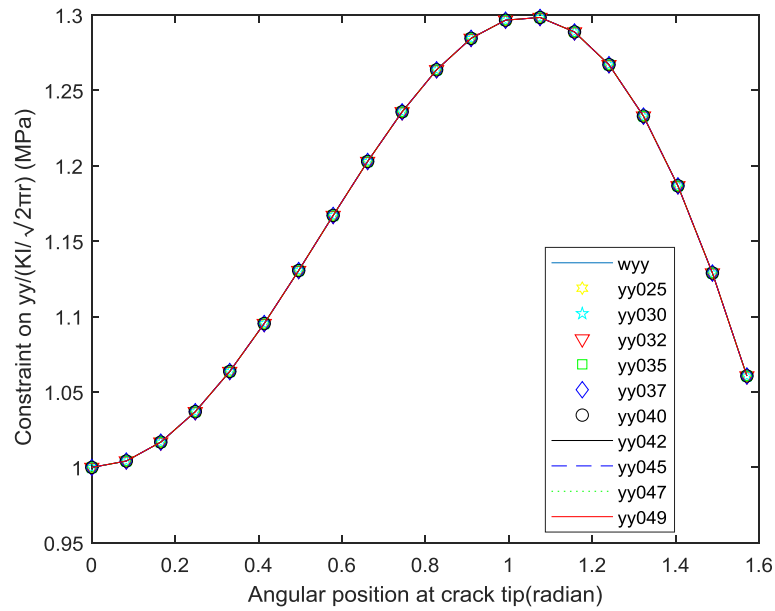


Figure 4:- Variation of the fonctions f_{yy} et f_{wyy}

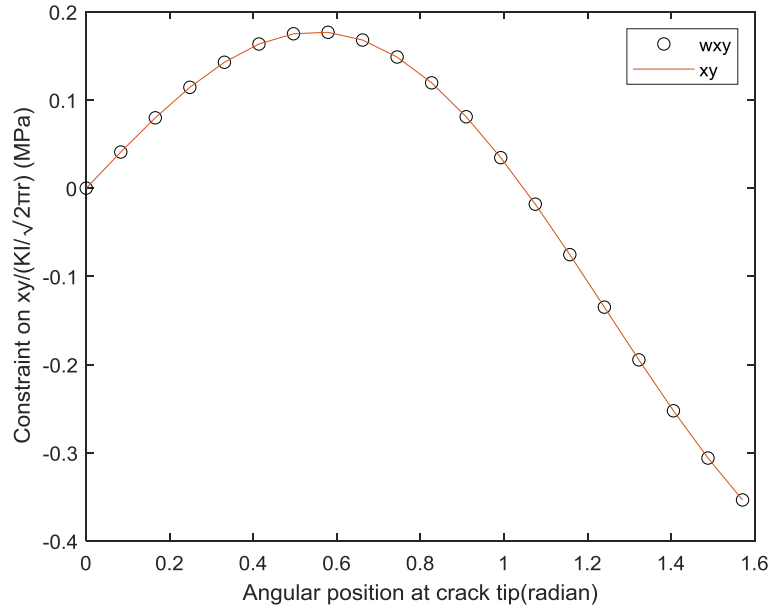


Figure 5:- Variation of the fonctions f_{xy} et f_{wxy}

We observe that the graphs resulting from our model and those of [10] are identically superimposable. The margin for error is zero. This means that the measurements obtained are exactly equal to those in the literature. At constant temperature. However, in practice, this condition of no temperature variation is not realistic. Indeed, there is always a residual temperature variation which has an effect on the stress state of the material.

The interest of our developed model is to take into account this influence of temperature on the degradation of materials by analyzing crack propagation.

Conclusion:-

The development of new materials requires particular attention, especially for the prediction of their possible degradation. The analysis of crack propagation by studying fields at the crack tip is an effective means. Westergaard's asymptotic expressions are an example. In this work, it was a question of developing a model taking into account the effect of temperature. The results are compared to those in the literature. We have a very high agreement between the different measurements.

The interest of our developed model is to take into account this influence of temperature on the degradation of materials by analyzing crack propagation. This model will be used in some of our future work to study the degradation of materials that we will develop taking into account the influence of temperature.

Conflicts of Interest:

The authors declare that there are no conflicts of interest that could inappropriately influence, or be perceived to influence, the work reported in this manuscript.

Author's Contribution:

Ahmed Doumbia : writing manuscript, data collection, data analysis, and interpretation; Chardin Séri Séri and Seydou Traoré : data collection, reviewing and editing of the manuscript.

References:-

- [1] Federica DAGHIA, Lionel GENDRE, David VIOLEAU, Les dégradations des matériaux composites : les phénomènes physiques, Université Paris-Saclay, ENS Cachan, France, 21/11/2011.
- [2] Karen TRICONNET, Thèse, Identification Des Propriétés Mécaniques A Partir De Mesures De Champs Dans Un Matériau Multi-Phase, École Nationale Supérieure d'Arts et Métiers, Ecole doctorale n° 432 : Sciences des Métiers de l'Ingénieur, France, 25/06/2007.

- [3] Corentin Musa, Élaboration et caractérisation de matériaux composites biosourcés à base de mucilage et de fibres de lin, Université du Littoral Côte d'Opale Unité de Chimie Environnementale et Interactions sur le vivant, UCEIV SFR Condorcet FR CNRS 3417, Dunkerque France, 4/11/2019.
- [4] Abderrezak Gharbi, Analyse Des Fissurations Des Matériaux Composites Et Détermination De Leur Délaminage Utilisant Des Capteurs Piézo –Électriques, Université Mentouri- Constantine Faculté Des Sciences De L'ingénieur Département De Génie Mécanique, Algérie, 2005.
- [5] Méjido HAJJAJ, Thèse, Propagation Dynamique Et Arrêt De Fissure De Clivage Dans Un Acier Bainitique, École Centrale Des Arts Et Manufactures « École Centrale Paris », 8/6/2006.
- [6] [Irwin, 1957] Irwin, G.R. (1957), Analysis of stresses and strains near the end of a crack traversing a plate, Journal of Applied Mechanics, 24, 361-4
- [7] Moes N, Dolbow J, Belytschko T. A finite element method for crack growth without remeshing. Int J Numer Methods Eng 1999. 46:131-150.
- [8] Belytschko T, Black T. Elastic crack growth in finite element with minimal remeshing. International Journal of Numerical Methods in Engineering 1999. 45(5):601-620.
- [9] Abderrahim Zegloul, Cours, Concepts Fondamentaux De La Mécanique De La Rupture, Université de Lorraine, 2006-2007
- [10] Westergaard, H. M. Bearing Pressures and Cracks. Journal of Applied Mechanics 1939. Vol. 6:49-53.
- [11] https://fr.wikipedia.org/wiki/Coefficient_de_Poisson (consulté le 19/08/2023)

Annex I : Calculation of partial derivatives of the displacement field at the crack tip

Partial derivatives $u_{i,j}$ of the displacement field at the crack tip by posing are calculated as follows:

$$u_{x,x} = \frac{\partial u_x}{\partial x} ; u_{x,y} = \frac{\partial u_x}{\partial y} ; u_{y,y} = \frac{\partial u_y}{\partial y} ; u_{y,x} = \frac{\partial u_y}{\partial x}$$

Calculation of $u_{x,x}$

$$u_{x,x} = \frac{\partial}{\partial x} \left(\frac{K_I}{2\mu} \sqrt{\frac{2}{\pi}} \cos(0,5 \cos^{-1}(\frac{x}{\sqrt{x^2+y^2}})) [1 - 2\nu + \sin^2(0,5 \cos^{-1}(\frac{x}{\sqrt{x^2+y^2}}))] (x^2 + y^2)^{1/4} \right)$$

Y and b being taken here as constants, we apply the product rule: $(fg)' = f'g + fg'$ with :

$$f = \frac{K_I}{2\mu} \sqrt{\frac{2}{\pi}} \cos(0,5 \arccos(\frac{x}{\sqrt{x^2+y^2}})) \text{ et } g = (1 - 2\nu + \sin^2(0,5 \arccos(\frac{x}{\sqrt{x^2+y^2}}))) (x^2 + y^2)^{1/4}$$

By putting $A = \frac{K_I}{2\mu} \sqrt{\frac{2}{\pi}}$ (we make a reservation of the multiplier constant A) et $B = 1 - 2\nu$, we have :

$$u_{x,x} = A \frac{\partial}{\partial x} \left(\cos(0,5 \arccos(\frac{x}{\sqrt{x^2+y^2}})) (B + \sin^2(0,5 \arccos(\frac{x}{\sqrt{x^2+y^2}}))) \sqrt{x^2+y^2} + A \frac{\partial}{\partial x} \left((B + \sin^2(0,5 \arccos(\frac{x}{\sqrt{x^2+y^2}}))) \sqrt{x^2+y^2} \cos(0,5 \arccos(\frac{x}{\sqrt{x^2+y^2}})) \right) \right)$$

Moreover :

$$\frac{\partial}{\partial x} \left(\cos(0,5 \arccos(\frac{x}{\sqrt{x^2+y^2}})) \right) = \frac{0,5y \sin(0,5 \arccos(\frac{x}{\sqrt{x^2+y^2}}))}{x^2+y^2} \text{ et}$$

$$\frac{\partial}{\partial x} \left(\left(B + \sin^2 \left(0,5 \arccos \left(\frac{x}{\sqrt{x^2+y^2}} \right) \right) \right) \sqrt{x^2+y^2} \cos \left(0,5 \arccos \left(\frac{x}{\sqrt{x^2+y^2}} \right) \right) \right)$$

$$= \frac{-y \cos \left(0,5 \arccos \left(\frac{x}{\sqrt{x^2+y^2}} \right) \right) \sin \left(0,5 \arccos \left(\frac{x}{\sqrt{x^2+y^2}} \right) \right) + 0,5x \left(B + \sin^2 \left(0,5 \arccos \left(\frac{x}{\sqrt{x^2+y^2}} \right) \right) \right)}{(x^2+y^2)^{\frac{3}{4}}}$$

Then :

$$u_{x,x} = A \frac{0,5y \sin(0,5 \arccos(\frac{x}{\sqrt{x^2+y^2}}))}{x^2+y^2} \left(B + \sin^2 \left(0,5 \arccos \left(\frac{x}{\sqrt{x^2+y^2}} \right) \right) \right) \sqrt{x^2+y^2}$$

$$+ A \frac{-y \cos \left(0,5 \arccos \left(\frac{x}{\sqrt{x^2+y^2}} \right) \right) \sin \left(0,5 \arccos \left(\frac{x}{\sqrt{x^2+y^2}} \right) \right) + 0,5x \left(B + \sin^2 \left(0,5 \arccos \left(\frac{x}{\sqrt{x^2+y^2}} \right) \right) \right)}{(x^2+y^2)^{\frac{3}{4}}} \cos \left(0,5 \arccos \left(\frac{x}{\sqrt{x^2+y^2}} \right) \right)$$

After simplification, we finally obtain:

$$u_{x,x} = A \frac{0,5y \sin(0,5 \arccos(\frac{x}{\sqrt{x^2+y^2}})) \left(B + \sin^2 \left(0,5 \arccos \left(\frac{x}{\sqrt{x^2+y^2}} \right) \right) \right) + \cos \left(0,5 \arccos \left(\frac{x}{\sqrt{x^2+y^2}} \right) \right) (-y \cos \left(0,5 \arccos \left(\frac{x}{\sqrt{x^2+y^2}} \right) \right) \sin \left(0,5 \arccos \left(\frac{x}{\sqrt{x^2+y^2}} \right) \right) + 0,5x \left(B + \sin^2 \left(0,5 \arccos \left(\frac{x}{\sqrt{x^2+y^2}} \right) \right) \right)}{(x^2+y^2)^{\frac{3}{4}}}$$

Or in cylindrical coordinates :

$$u_{x,x} = A \frac{0,5 \sin(\theta) \sin(0,5 \theta) (B + \sin^2(0,5 \theta)) + \cos(0,5 \theta) (-\sin(\theta) \cos(0,5 \theta) \sin(0,5 \theta) + 0,5 \cos(\theta) (B + \sin^2(0,5 \theta)))}{\sqrt{r}}$$

After simplification :

$$u_{x,x} = \frac{A}{2\sqrt{r}} [\cos(0,5\theta)(B + \sin^2(0,5\theta)) - \sin^2(\theta) \cos(0,5\theta)]$$

Calculation of $u_{x,y}$

$$u_{x,y} = \frac{\partial}{\partial y} \left(\frac{K_I}{2\mu} \sqrt{\frac{2}{\pi}} \cos(0,5 \cos^{-1}(\frac{x}{\sqrt{x^2+y^2}})) [1 - 2\nu + \sin^2(0,5 \cos^{-1}(\frac{x}{\sqrt{x^2+y^2}}))] (x^2 + y^2)^{1/4} \right)$$

The same product rule allows us to write that :

$$u_{x,y} = A \frac{\partial}{\partial y} \left(\cos\left(0,5 \arccos\left(\frac{x}{\sqrt{x^2+y^2}}\right)\right) \right) (B + \sin^2\left(0,5 \arccos\left(\frac{x}{\sqrt{x^2+y^2}}\right)\right)) \sqrt[4]{x^2+y^2} + A \frac{\partial}{\partial y} \left((B + \sin^2\left(0,5 \arccos\left(\frac{x}{\sqrt{x^2+y^2}}\right)\right)) \sqrt[4]{x^2+y^2} \right) \cos\left(0,5 \arccos\left(\frac{x}{\sqrt{x^2+y^2}}\right)\right)$$

with :

$$\frac{\partial}{\partial x} \left(\cos\left(0,5 \arccos\left(\frac{x}{\sqrt{x^2+y^2}}\right)\right) \right) = - \frac{0,5x \sin\left(0,5 \arccos\left(\frac{x}{\sqrt{x^2+y^2}}\right)\right)}{x^2+y^2} \quad \text{et}$$

$$\begin{aligned} \frac{\partial}{\partial x} \left(\left(B + \sin^2\left(0,5 \arccos\left(\frac{x}{\sqrt{x^2+y^2}}\right)\right) \right) \sqrt[4]{x^2+y^2} \right) \cos\left(0,5 \arccos\left(\frac{x}{\sqrt{x^2+y^2}}\right)\right) \\ = \frac{xcos\left(0,5 \arccos\left(\frac{x}{\sqrt{x^2+y^2}}\right)\right) \sin\left(0,5 \arccos\left(\frac{x}{\sqrt{x^2+y^2}}\right)\right) + 0,5y \left(B + \sin^2\left(0,5 \arccos\left(\frac{x}{\sqrt{x^2+y^2}}\right)\right) \right)}{(x^2+y^2)^{\frac{3}{4}}} \end{aligned}$$

Then :

$$\begin{aligned} u_{x,y} = -A \frac{0,5x \sin\left(0,5 \arccos\left(\frac{x}{\sqrt{x^2+y^2}}\right)\right)}{x^2+y^2} \left(B + \sin^2\left(0,5 \arccos\left(\frac{x}{\sqrt{x^2+y^2}}\right)\right) \right) \sqrt[4]{x^2+y^2} \\ + A \frac{xcos\left(0,5 \arccos\left(\frac{x}{\sqrt{x^2+y^2}}\right)\right) \sin\left(0,5 \arccos\left(\frac{x}{\sqrt{x^2+y^2}}\right)\right) + 0,5y \left(B + \sin^2\left(0,5 \arccos\left(\frac{x}{\sqrt{x^2+y^2}}\right)\right) \right)}{(x^2+y^2)^{\frac{3}{4}}} \end{aligned}$$

Either in cylindrical coordinates:

$$u_{x,y} = A \frac{-0,5 \cos(\theta) \sin\left(0,5 \theta\right) \left(B + \sin^2(0,5 \theta) \right) + \cos(0,5 \theta) \left(\cos(\theta) \cos(0,5 \theta) \sin(0,5 \theta) + 0,5 \sin(\theta) \left(B + \sin^2(0,5 \theta) \right) \right)}{\sqrt{r}}$$

After simplification :

$$u_{x,y} = \frac{A}{2\sqrt{r}} [\sin(0,5\theta)(B + \sin^2(0,5\theta)) + \sin(\theta) \cos(\theta) \cos(0,5\theta)]$$

Calculation of $u_{y,y}$

$$u_{y,y} = \frac{\partial}{\partial y} \left(\frac{K_I}{2\mu} \sqrt{\frac{2}{\pi}} \sin\left(0,5 \arccos\left(\frac{x}{\sqrt{x^2+y^2}}\right)\right) \left[2(1-\nu) - \cos^2\left(0,5 \arccos\left(\frac{x}{\sqrt{x^2+y^2}}\right)\right) \right] (x^2+y^2)^{1/4} \right)$$

By putting $C=2(1-\nu)$, it comes after application of the product rule :

$$\begin{aligned} u_{y,y} = A \frac{\partial}{\partial y} \left(\sin\left(0,5 \arccos\left(\frac{x}{\sqrt{x^2+y^2}}\right)\right) \right) (C - \cos^2\left(0,5 \arccos\left(\frac{x}{\sqrt{x^2+y^2}}\right)\right)) \sqrt[4]{x^2+y^2} \\ + A \frac{\partial}{\partial y} \left((C - \cos^2\left(0,5 \arccos\left(\frac{x}{\sqrt{x^2+y^2}}\right)\right)) \sqrt[4]{x^2+y^2} \right) \sin\left(0,5 \arccos\left(\frac{x}{\sqrt{x^2+y^2}}\right)\right) \end{aligned}$$

We have :

$$\frac{\partial}{\partial y} \left(\sin\left(0,5 \arccos\left(\frac{x}{\sqrt{x^2+y^2}}\right)\right) \right) = \frac{0,5x \cos\left(0,5 \arccos\left(\frac{x}{\sqrt{x^2+y^2}}\right)\right)}{x^2+y^2} \quad \text{and}$$

$$\begin{aligned} \frac{\partial}{\partial y} \left(\left(C - \cos^2\left(0,5 \arccos\left(\frac{x}{\sqrt{x^2+y^2}}\right)\right) \right) \sqrt[4]{x^2+y^2} \right) \\ = \frac{xs \sin\left(0,5 \arccos\left(\frac{x}{\sqrt{x^2+y^2}}\right)\right) \cos\left(0,5 \arccos\left(\frac{x}{\sqrt{x^2+y^2}}\right)\right) + 0,5y \left(C - \cos^2\left(0,5 \arccos\left(\frac{x}{\sqrt{x^2+y^2}}\right)\right) \right)}{(x^2+y^2)^{\frac{3}{4}}} \end{aligned}$$

Then:

$$u_{y,y} = A \frac{0,5x \cos\left(0,5 \arccos\left(\frac{x}{\sqrt{x^2+y^2}}\right)\right)}{x^2+y^2} \left(C - \cos^2\left(0,5 \arccos\left(\frac{x}{\sqrt{x^2+y^2}}\right)\right) \right)^4 \sqrt{x^2+y^2} + \frac{Ax \sin\left(0,5 \arccos\left(\frac{x}{\sqrt{x^2+y^2}}\right)\right) \cos\left(0,5 \arccos\left(\frac{x}{\sqrt{x^2+y^2}}\right)\right) + 0,5y \left(C - \cos^2\left(0,5 \arccos\left(\frac{x}{\sqrt{x^2+y^2}}\right)\right) \right)}{(x^2+y^2)^{\frac{3}{4}}} \sin\left(0,5 \arccos\left(\frac{x}{\sqrt{x^2+y^2}}\right)\right)$$

Either in cylindrical coordinates:

$$u_{y,y} = A \frac{0,5 \cos(\theta) \cos(0,5\theta) (C - \cos^2(0,5\theta)) + \sin(0,5\theta) (\cos(\theta) \sin(0,5\theta) \cos(0,5\theta) + 0,5 \sin(\theta) (C - \cos^2(0,5\theta)))}{\sqrt{r}}$$

After simplification :

$$u_{y,y} = \frac{A}{2\sqrt{r}} [\cos(0,5\theta)(C - \cos^2(0,5\theta)) + \sin(\theta) \sin(0,5\theta) \cos(\theta)]$$

Calcul de $u_{y,x}$

$$u_{y,x} = \frac{\partial}{\partial y} \left(\frac{K_I}{2\mu} \sqrt{\frac{2}{\pi}} \sin\left(0,5 \arccos\left(\frac{x}{\sqrt{x^2+y^2}}\right)\right) \left[C - \cos^2\left(0,5 \arccos\left(\frac{x}{\sqrt{x^2+y^2}}\right)\right) \right] (x^2+y^2)^{1/4} \right)$$

$$u_{y,x} = A \frac{\partial}{\partial x} \left(\sin\left(0,5 \arccos\left(\frac{x}{\sqrt{x^2+y^2}}\right)\right) \left(C - \cos^2\left(0,5 \arccos\left(\frac{x}{\sqrt{x^2+y^2}}\right)\right) \right)^4 \sqrt{x^2+y^2} \right) + A \frac{\partial}{\partial x} \left(\left(C - \cos^2\left(0,5 \arccos\left(\frac{x}{\sqrt{x^2+y^2}}\right)\right) \right)^4 \sqrt{x^2+y^2} \sin\left(0,5 \arccos\left(\frac{x}{\sqrt{x^2+y^2}}\right)\right) \right)$$

We have :

$$\frac{\partial}{\partial x} \left(\sin\left(0,5 \arccos\left(\frac{x}{\sqrt{x^2+y^2}}\right)\right) \right) = \frac{-0,5y \cos\left(0,5 \arccos\left(\frac{x}{\sqrt{x^2+y^2}}\right)\right)}{x^2+y^2} \text{ et}$$

$$\frac{\partial}{\partial x} \left(\left(C - \cos^2\left(0,5 \arccos\left(\frac{x}{\sqrt{x^2+y^2}}\right)\right) \right)^4 \sqrt{x^2+y^2} \right) = \frac{-y \sin\left(0,5 \arccos\left(\frac{x}{\sqrt{x^2+y^2}}\right)\right) \cos\left(0,5 \arccos\left(\frac{x}{\sqrt{x^2+y^2}}\right)\right) + 0,5x \left(C - \cos^2\left(0,5 \arccos\left(\frac{x}{\sqrt{x^2+y^2}}\right)\right) \right)}{(x^2+y^2)^{\frac{3}{4}}}$$

$$u_{y,x} = -A \frac{0,5y \cos\left(0,5 \arccos\left(\frac{x}{\sqrt{x^2+y^2}}\right)\right)}{x^2+y^2} \left(C - \cos^2\left(0,5 \arccos\left(\frac{x}{\sqrt{x^2+y^2}}\right)\right) \right)^4 \sqrt{x^2+y^2} + \frac{A y \sin\left(0,5 \arccos\left(\frac{x}{\sqrt{x^2+y^2}}\right)\right) \cos\left(0,5 \arccos\left(\frac{x}{\sqrt{x^2+y^2}}\right)\right) + 0,5x \left(C - \cos^2\left(0,5 \arccos\left(\frac{x}{\sqrt{x^2+y^2}}\right)\right) \right)}{(x^2+y^2)^{\frac{3}{4}}} \sin\left(0,5 \arccos\left(\frac{x}{\sqrt{x^2+y^2}}\right)\right)$$

Either in cylindrical coordinates :

$$u_{y,x} = A \frac{-0,5 \sin(\theta) \cos(0,5\theta) (C - \cos^2(0,5\theta)) + \sin(0,5\theta) (-\sin(\theta) \sin(0,5\theta) \cos(0,5\theta) + 0,5 \cos(\theta) (C - \cos^2(0,5\theta)))}{\sqrt{r}}$$

After simplification :

$$u_{y,x} = -\frac{A}{2\sqrt{r}} [\sin(0,5\theta)(C - \cos^2(0,5\theta)) - \sin^2(\theta) \sin(0,5\theta)]$$

Annex II : Calculation of the stress field at the crack tip

Calcul de σ_{xx}

$$\sigma_{xx} = 2\mu \left[u_{x,x} + \frac{\nu}{1-2\nu} (u_{x,x} + u_{y,y}) \right] - \beta \Delta T$$

Taking into account the partial derivatives of the displacement in appendix I and replacing A, B and C by their expressions, we have:

$$\sigma_{xx} = \frac{K_I}{(1-2\nu)\sqrt{2\pi r}} [(1-\nu) \cos(0.5\theta)(1-2\nu + \sin^2(0.5\theta) - \sin^2(\theta)) + \nu[\cos(0.5\theta)(2-2\nu - \cos^2(0.5\theta)) + 0.5 \sin(2\theta) \sin(0.5\theta)]] - \beta \Delta T$$

$$\sigma_{xx} = \frac{K_I}{(1-2\nu)\sqrt{2\pi r}} [\nu(\cos(0.5\theta)(2-2\nu - \cos^2(0.5\theta)) + 0.5 \sin(2\theta) \sin(0.5\theta)) + (1-\nu) \cos(0.5\theta) (\sin^2(0.5\theta) + \cos^2(\theta) - 2\nu)] - \beta \Delta T$$

$$\sigma_{xx} = \frac{K_I}{(1-2\nu)\sqrt{2\pi r}} [\nu(2 \cos(0.5\theta) - 2\nu \cos(0.5\theta) - \cos^3(0.5\theta) + 0.5 \sin(2\theta) \sin(0.5\theta)) + (1-\nu) \cos(0.5\theta) (\sin^2(0.5\theta) + \cos^2(\theta) - 2\nu)] - \beta \Delta T$$

$$\sigma_{xx} = \frac{K_I}{(1-2\nu)\sqrt{2\pi r}} [2\nu \cos(0.5\theta) - 2\nu^2 \cos(0.5\theta) - \nu \cos^3(0.5\theta) + 0.5 \sin(2\theta) \sin(0.5\theta) + (1-\nu) \cos(0.5\theta) (\sin^2(0.5\theta) + \cos^2(\theta) - 2\nu)] - \beta \Delta T$$

$$\sigma_{xx} = \frac{K_I}{(1-2\nu)\sqrt{2\pi r}} [2\nu \cos(0.5\theta) - 2\nu^2 \cos(0.5\theta) - \nu \cos^3(0.5\theta) + 0.5 \sin(2\theta) \sin(0.5\theta) - \nu \cos(0.5\theta) \sin^2(0.5\theta) - \nu \cos(0.5\theta) \cos^2(\theta) + 2\nu^2 \cos(0.5\theta) + \cos(0.5\theta) \sin^2(0.5\theta) + \cos(0.5\theta) \cos^2(\theta) - 2\nu \cos(0.5\theta)] - \beta \Delta T$$

After grouping terms by terms and simplification, we obtain:

$$\sigma_{xx} = \frac{K_I}{(1-2\nu)\sqrt{2\pi r}} [-\nu \cos^3(0.5\theta) + 0.5\nu \sin(2\theta) \sin(0.5\theta) + \cos(0.5\theta) \sin^2(0.5\theta) + \cos(0.5\theta) \cos^2(\theta) - \nu \cos(0.5\theta) \sin^2(0.5\theta) - \nu \cos(0.5\theta) \cos^2(\theta)] - \beta \Delta T$$

Calculation of σ_{yy}

$$\sigma_{yy} = 2\mu \left[u_{y,y} + \frac{\nu}{1-2\nu} (u_{y,y} + u_{x,x}) \right] - \beta \Delta T$$

$$\sigma_{yy} = \frac{K_I}{(1-2\nu)\sqrt{2\pi r}} [\nu \cos(0.5\theta)(1-2\nu + \sin^2(0.5\theta) - \sin^2(\theta)) + (1-\nu)[\cos(0.5\theta)(2-2\nu - \cos^2(0.5\theta)) + 0.5 \sin(2\theta) \sin(0.5\theta)]] - \beta \Delta T$$

$$\sigma_{yy} = \frac{K_I}{(1-2\nu)\sqrt{2\pi r}} [\nu \cos(0.5\theta) (\sin^2(0.5\theta) + \cos^2(\theta) - 2\nu) + (1-\nu)(\cos(0.5\theta)(2-2\nu - \cos^2(0.5\theta)) + 0.5 \sin(2\theta) \sin(0.5\theta))] - \beta \Delta T$$

$$\sigma_{yy} = \frac{K_I}{(1-2\nu)\sqrt{2\pi r}} [\nu \cos(0.5\theta) (\sin^2(0.5\theta) + \cos^2(\theta) - 2\nu) + (1-\nu)(2 \cos(0.5\theta) - 2\nu \cos(0.5\theta) - \cos^3(0.5\theta) + 0.5 \sin(2\theta) \sin(0.5\theta))] - \beta \Delta T$$

$$\sigma_{yy} = \frac{K_I}{(1-2\nu)\sqrt{2\pi r}} [\nu \cos(0.5\theta) \sin^2(0.5\theta) + \nu \cos(0.5\theta) \cos^2(\theta) - 2\nu^2 \cos(0.5\theta) + (1-\nu)(2 \cos(0.5\theta) - 2\nu \cos(0.5\theta) - \cos^3(0.5\theta) + 0.5 \sin(2\theta) \sin(0.5\theta))] - \beta \Delta T$$

After grouping terms by terms and simplification, we obtain:

$$\sigma_{yy} = \frac{K_I}{(1-2\nu)\sqrt{2\pi r}} [2 \cos(0.5\theta) - \cos^3(0.5\theta) + \nu \cos^3(0.5\theta) + \nu \cos(0.5\theta) \sin^2(0.5\theta) + \nu \cos(0.5\theta) \cos^2(\theta) - 4\nu \cos(0.5\theta) + 0.5(1-\nu) \sin(2\theta) \sin(0.5\theta)] - \beta \Delta T$$

Calculation of σ_{xy}

$$\sigma_{xy} = \mu(u_{x,y} + u_{y,x})$$

$$\sigma_{xy} = \frac{K_I}{2\sqrt{2\pi r}} [\sin(0.5\theta)(B + \sin^2(0.5\theta)) + \sin(\theta) \cos(\theta) \cos(0.5\theta)] + \sin(0.5\theta)(C - \cos^2(0.5\theta)) - \sin^2(\theta) \sin(0.5\theta) - \beta \Delta T$$

After simplification, we have :

$$\sigma_{xy} = \frac{K_I}{2\sqrt{2\pi r}} \sin(\theta) \cos(0.5\theta)$$