

# A COOL GIANT WITH A CIRCUMSTELLAR CLOUD

G. A. GURZADYAN\*

*Byurakan Astrophysical Observatory, Armenian Academy of Sciences, Armenian SSSR, U.S.S.R.*

Y. KONDO

*Goddard Space Flight Center, Greenbelt, MD, U.S.A.*

J. B. OHANESYAN

*Byurakan Astrophysical Observatory, Armenian Academy of Sciences, Armenian SSSR, U.S.S.R.*

YERVANT TERZIAN

*Department of Astronomy and NAIC, Cornell University, Ithaca, New York, U.S.A.*

and

MARIO R. PEREZ

*IUE Observatory, Goddard Space Flight Center, Greenbelt, MD, U.S.A.*

(Received 25 April, 1990)

**Abstract.** The IUE spectrum of the star HD 139521, a giant of class G8III is obtained and based on the analysis of the narrow structure of 2795 (*k*) and 2803 (*h*) Mg II emission profiles, the existence of a circumstellar cloud around the giant star is assumed. This conclusion is confirmed also by the anomaly of the small observed power of the doublet Mg II emission at 2800. The absorption cores on the peaks of the emission profiles Mg II *k* and *h* are mainly of interstellar origin and only partly – due to self-absorption in the star's chromosphere.

## 1. Introduction

The narrow structure of the emission profiles of the doublet 2800 Mg II has rarely been used as a sensitive indicator for the discovery of stellar atmospheric peculiarities, particularly for giants and supergiants of mid- and late-classes. The star HD 139521, a giant of G8III type, is the subject of this kind of investigation in the present article based on its IUE spectrum.

The basic data of this star are as follows (Buscombe, 1977; Hirschfeld and Sinnott, 1982):

HD	139521	$M_V$	+0 <sup>m</sup> .3
(1950)	15 <sup>h</sup> 39 <sup>m</sup> 45 <sup>s</sup> .9	$B - V$	+0 <sup>m</sup> .99
(1950)	-34°24'42".6	$U - B$	+0 <sup>m</sup> .74
<i>l</i>	338°19'	$T_{eff}$	4930 K
<i>b</i>	+16°7'	<i>r</i>	63 pc
Spec. class	G8III	$V_r$	-23 km s <sup>-1</sup>
<i>V</i>	4 <sup>m</sup> .66		

\* Visiting Professor at Cornell University, Department of Astronomy, Ithaca, New York, N.Y., U.S.A.

The high dispersion ultraviolet spectrum of this star was obtained on 19 July, 1989, with the *International Ultraviolet Explorer* in the wavelength range 2000–3000 Å, with an exposure time of 20 min.

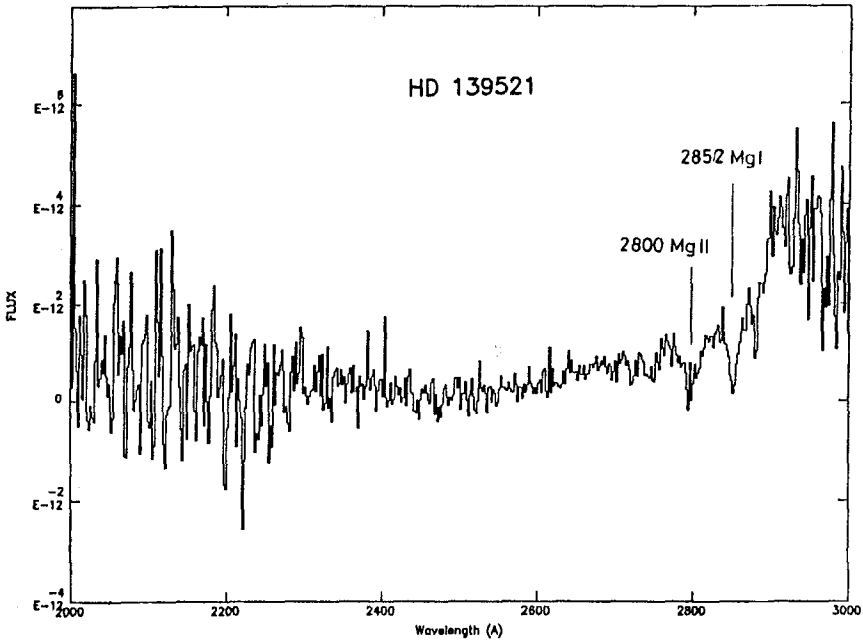


Fig. 1. IUE spectrum of the star HD 139521, a giant of class G8III, in the interval of 2000–3000 Å.

The exposure, however, is weak shortward of  $\lambda 2500$  Å (Figure 1). We shall concentrate on the region which includes mainly the Mg II doublet and Mg I  $\lambda 2852$  resonance line. Figure 2 shows the strong emission profiles 2795 (*k*) and 2803 (*h*) Mg II of chromospheric origin and the very deep absorption profiles *k* and *h* Mg II of photospheric origin.

## 2. Parameters of the Photosphere

The equivalent widths of the absorption components of Mg II doublet 2795 (*k*) and 2803 (*h*) Mg II are unusually large:  $W(k) = 15.6$  Å and  $W(h) = 15.0$  Å. The total equivalent width of the doublet  $W(2800 \text{ Mg II}) = 30.5$  Å is a factor of  $\sim 1.5$  times larger than average for the stars of this class  $\overline{W}(2800 \text{ Mg II}) = 20$  Å (Gurzadyan, 1984). This equivalent width of Mg II is smaller than usually observed for G5 stars, 30 Å, but is within the limits of dispersion for G8 stars. This is not the first example of such a large value for  $W(2800)$  in G8 giants;  $W(2800) \approx 30$  Å is observed for at least a few giants that are listed in Table I (Cholakyan, 1986).

The equivalent width of resonance line Mg I  $\lambda 2852$  is 25.5 Å – in accord with the known results for the same stars (Table I). For comparison, in Table I, the data for

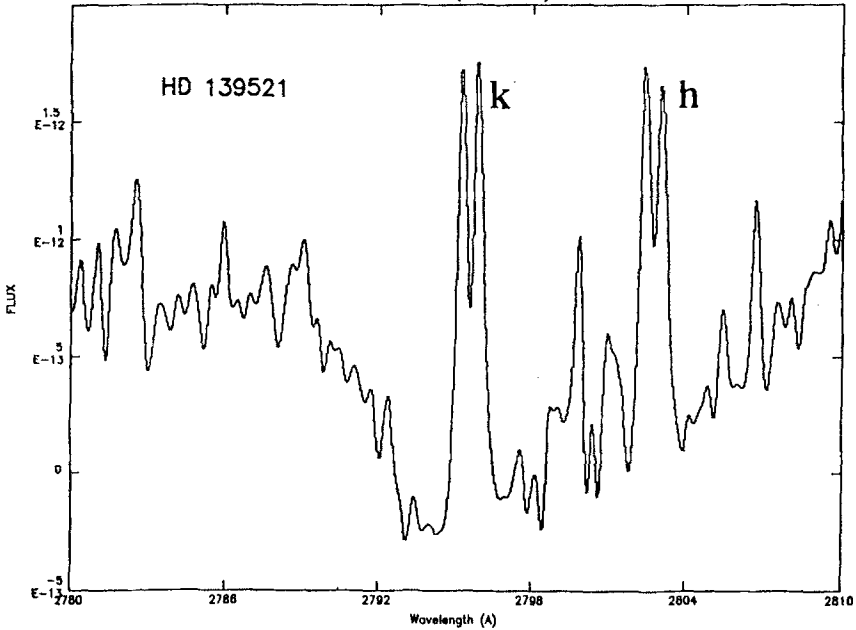


Fig. 2. An enlarged segment of the spectrum of HD 139521 including the region of the 2800 Mg II doublet.

TABLE I

Observed equivalent widths of the absorption doublet 2800 Mg II and the resonance line 2852 Mg I in the spectrum of HD 139521, a giant of class G8III. For comparison, the data for three stars of the same class are also given

Star	Spectral class	$W(2800 \text{ Mg II})$ Å	$W(2852 \text{ Mg I})$ Å	$n_e$ $\text{cm}^{-3}$
HD 139521	G8III	30.5	25.5	$3.0 \times 10^{10}$
HD 76294	G8III	32.2	26.2	$7.2 \times 10^{10}$
HD 72324	G8III	30.0	24.6	$4.5 \times 10^{10}$
HD 10700	G8V	45.0	27.2	$13.0 \times 10^{10}$

$W(2800)$  and  $W(2852)$  for a normal G8V star, HD 10700, is also given. As we see, both parameters, especially  $W(2800)$  is noticeably higher in dwarfs.

The data obtained for  $W(2800)$  and  $W(2852)$  are used to determine the photospheric electron density  $n_e$  using the expression (Gurzadyan, 1984)

$$n_e = 0.74 \times 10^{15} \left[ \frac{W(2852)}{W(2800)} \right]^2 T_* \exp \left( -\frac{90000}{T_*} \right) \text{cm}^{-3}, \quad (1)$$

where  $T_*$  is the ionization temperature which for a G8 giant differs little from  $T_{\text{eff}}$ . From

Equation (1) we obtain  $n_e = 3 \times 10^{10} \text{ cm}^{-3}$ . This agrees with data for giants listed in Table I, and is smaller than for G8V stars (last line in Table I).

### 3. Chromospheric Emission

The relative emissivity of the chromosphere is one of the most important parameters characterizing the physical condition, radiation field, and radiative losses of stellar chromospheres. This is measured by the dimensionless parameter  $R_{\text{Mg}}$ , which is the ratio of the emission flux of 2800 MgII to the bolometric flux  $F_{\text{bol}}$  of the star:

$$R_{\text{Mg}} = \frac{F(\text{Mg II})}{F_{\text{bol}}}, \quad (2)$$

where

$$F(\text{Mg II}) = 4\pi r^2 [f(k) + f(h)], \quad (3)$$

$$F_{\text{bol}} = 4\pi R_*^2 \sigma T_*^4; \quad (4)$$

in which  $f(k)$  and  $f(h)$  are the observed fluxes in MgII  $h$  and  $k$  emission lines outside the Earth's atmosphere, and  $r$  and  $R_*$  are the distance and radius of the star, respectively.

From our measurements (Figure 2) we obtain

$$f(k) = 2.29 \times 10^{-12} \text{ ergs cm}^{-2} \text{ s}^{-1}, \quad (5)$$

$$f(h) = 2.00 \times 10^{-12} \text{ ergs cm}^{-2} \text{ s}^{-1}, \quad (6)$$

The star's radius  $R_*$  is determined from the bolometric luminosity

$$\log \frac{L(T_{\text{eff}})}{L_{\odot}} = \log \left( \frac{R_*}{R} \right)^2 \left( \frac{T_*}{T} \right)^4 = 1.9 - 0.4M_{\text{bol}}, \quad (7)$$

where  $M_{\text{bol}} = M_V + \text{BC}$ . Taking for the bolometric correction  $\text{BC} = -0.44$ , we obtain  $M_{\text{bol}} = -0.14$ , so that  $R_* = 9.1 \times 10^{11} \text{ cm}$ . If we take  $r = 63 \text{ pc}$ , we obtain

$$F(\text{Mg II}) = 2.03 \times 10^{30} \text{ ergs s}^{-1},$$

$$F_{\text{bol}} = 3.4 \times 10^{35} \text{ ergs s}^{-1}.$$

From these data we then obtain

$$R_{\text{Mg}} = 0.60 \times 10^{-5}.$$

This is noticeably smaller than we usually have for G8 giants (see Table II). With the exception of one star, HD 122563, all remaining cases display chromospheres 3 to 4 times stronger than HD 139521. We shall return to this question in Section 5.

TABLE II

Relative power of 'magnesium' chromosphere for a group of G8III class giants, including the star under consideration HD 139521

Star	Spectral class	$R_{\text{Mg}}$	Reference
HD 139521	G8III	$0.60 \times 10^{-5}$	Present work
HD 122563	G8III	$0.44 \times 10^{-5}$	Böhm-Vitense, E.: 1982, <i>Astrophys. J.</i> <b>252</b> , 628
77 Tau	G8III	$2.0 \times 10^{-5}$	Hartman, L. <i>et al.</i> : 1982, <i>Astrophys. J.</i> <b>252</b> , 214
$\eta$ Dra	G8III	$2.4 \times 10^{-5}$	Linsky, J. L. <i>et al.</i> : 1978, <i>Astrophys. J.</i> <b>220</b> , 619
$\beta$ Her	G8III	$2.8 \times 10^{-5}$	Linsky, J. L. <i>et al.</i> : 1978, <i>Astrophys. J.</i> <b>220</b> , 619

#### 4. Structure of Emission Lines: Absorption Cores

The emission profiles of the Mg II  $h$  and  $k$  lines usually display absorption cores with various depths and degrees of asymmetry. We have this kind of profile in the case of the star HD 139521: the classified form of this profile is most likely to be E3 (Gurzadyan, 1987).

The origin of the absorption in both Mg II emission profiles is due to self-absorption in the chromosphere and/or absorption in the interstellar medium (Vladilo *et al.*, 1987). Chromospheric self-absorption produces a characteristic profile. The short wavelength peak  $f(-)$  is higher than the long wavelength one,  $f(+)$ , and the points  $k_3$  and  $h_3$  are shifted by  $0.07 \text{ \AA}$  to the red (Basri and Linsky, 1979; Stencel and Mullan, 1980).

In our case, however, both peaks are nearly the same height, and the shifts of the points  $k_3$  and  $h_3$  are only  $0.04 \text{ \AA}$  and  $-0.04 \text{ \AA}$ . Therefore, the absorption is likely not due primarily to self-absorption.

Let us turn to interstellar absorption. The equivalent widths of the absorption lines of Mg II  $h$  and  $k$  are  $W(k) = 0.15 \text{ \AA}$  and  $W(h) = 0.14 \text{ \AA}$ . With the help of Jenkin's curve of growth (Gurzadyan, 1984) we obtain for the column density of magnesium ions  $N(\text{Mg}^+) = 1.5 \times 10^{14} \text{ cm}^{-2}$  at the value of  $b = 3.5 \text{ km s}^{-1}$ . This gives the volume density of hydrogen atoms in the local interstellar medium, assuming solar abundance  $\text{Mg}/\text{H} = 2.5 \times 10^{-5}$  of  $n(\text{H}) = 0.03 \text{ cm}^{-3}$  for the distance of 63 pc. This is a factor 2.5 times smaller compared with the standard value of  $0.074 \text{ cm}^{-3}$  for the interstellar medium within 100 pc of the Sun.

However, the derived value of  $n(\text{H})$  must be revised if the interstellar Mg is depleted. If, for example, we take the depletion to be a factor of 10, which is probable, we shall have for the hydrogen density  $n(\text{H}) = 0.3 \text{ cm}^{-3}$ . This is four times *larger* than the mean value for the local ISM.

We may conclude that the absorption in the emission peaks of the  $k$  and  $h$  lines in the case of the star HD 139521 are mainly due to (80%) the absorption (scattering) of these photons in the interstellar medium, on  $\text{Mg}^+$  ions, and only a small part (20%) are caused by self-absorption in the chromosphere.

### 5. Asymmetry of Emission Lines: Circumstellar Cloud

Both MgII profiles in HD 139521 display asymmetric wings: the red wing is broader than the blue one. The difference is nearly  $0.25 \text{ \AA}$ . Otherwise, the profiles are similar.

We suppose that the asymmetry in the wings of the  $k$  and  $h$  lines are produced by scattering of line photons in a *circumstellar cloud* containing  $\text{Mg}^+$ . However, according to observations, the weakening takes place at the short wavelength wings, hence, this circumstellar cloud must be expanding with respect to the star.

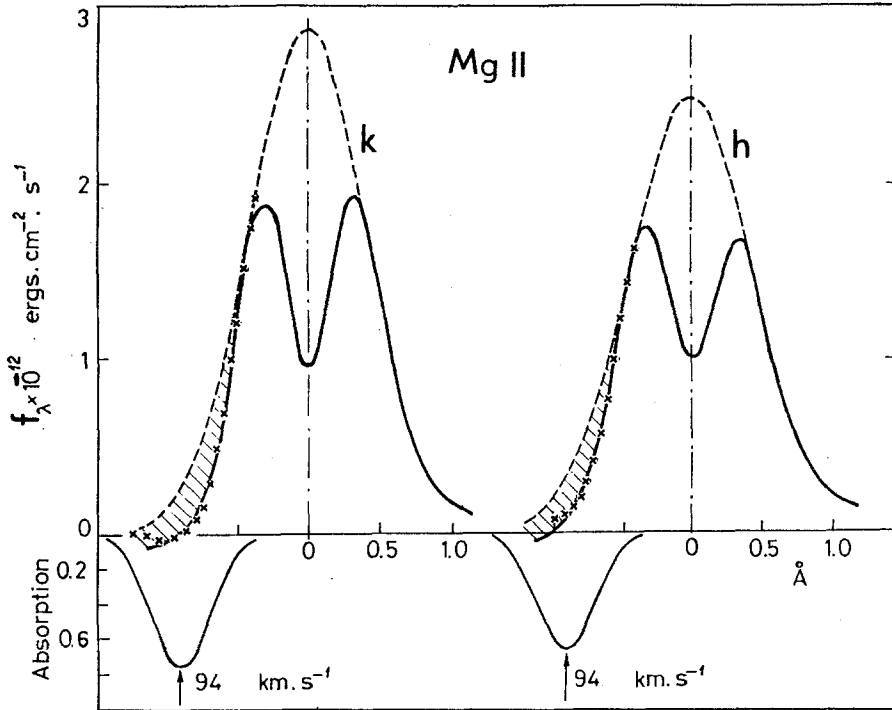


Fig. 3. Three profiles of the emission lines  $k$  and  $h$  MgII in the spectra of HD 139521: observed-asymmetrical, Gaussian-symmetrical, and calculated with the existence of a circumstellar cloud expanding with a velocity of  $94.5 \text{ km s}^{-1}$ . Below, Gaussian absorption profiles are drawn.

The procedure for determining the cloud parameters is illustrated in Figure 3. Here three profiles are drawn for both lines  $k$  and  $h$ : symmetric Gaussian, observed, and calculated as a result of asymmetric absorption in a circumstellar cloud. The absorption profile shifted to shorter wavelength by  $0.88 \text{ \AA}$  is drawn below each profile which corresponds to an expansion velocity of  $94.5 \text{ km s}^{-1}$ . We have the best agreement between both wings, observed and calculated, at 30% transparency in the center of the Gaussian absorption profile, that is when the optical depth of the circumstellar cloud is equal to  $t_0 = 1.20$  in the frequencies of the MgII lines.

We note that the cloud must be ionized by the radiation shorter than  $1620 \text{ \AA}$  from the central star at  $T_{\text{eff}} = 5000 \text{ K}$ . The cloud itself must be within the ionization zone of magnesium. On the other hand, the outer size of this cloud must be smaller than the radius of the magnesium ionization zone  $r(\text{Mg II})$ . According to calculations (Gurzadyan, 1981), we obtain  $r(\text{Mg II}) = 0.043 \text{ pc}$  at  $T_{\text{eff}} = 4900 \text{ K}$  and an electron density of  $n_e = 0.001 \text{ cm}^{-3}$ . For values of  $n_e$  equal to 0.01, 0.1, and  $1 \text{ cm}^{-3}$  we have for the upper limit of the ratio  $r(\text{Mg II})/R_*$  of the cloud's radius to the radius of the star ( $9.1 \times 10^{11} \text{ cm}$ ):  $4.6 \times 10^4$ ,  $1.4 \times 10^4$ , and  $0.5 \times 10^4$  indicating  $\sim 10^{16} \text{ cm}$  for the cloud's radius.

The approximate radius of the cloud may also be estimated by using the difference between both profiles (dashed part in Figure 3) which amounts to  $W(k) = 0.41 \text{ \AA}$  and  $W(h) = 0.35 \text{ \AA}$ . If we relate this absorption completely to the cloud, then we have for the Mg II column density in the cloud  $N(\text{Mg}^+) = 5.6 \times 10^{13} \text{ cm}^{-2}$  (using  $b = 14 \text{ km s}^{-1}$ ). This gives  $N(\text{H}) = 2.2 \times 10^{18} \text{ cm}^{-2}$ , which corresponds to a cloud radius of  $10^{15} \text{ cm}$  and  $10^{16} \text{ cm}$  for hydrogen densities of  $10^3 \text{ cm}^{-3}$  and  $10^2 \text{ cm}^{-3}$ , respectively. This is in accord with the above result for the radius of the cloud. In this case, the cloud mass will be of the order  $10^{-5}$ – $10^{-6} M_{\odot}$ .

The high value of the velocity of internal motions ( $\sim 14 \text{ km s}^{-1}$ ), and the large Doppler width of the line corresponding to a velocity gradient of the order of  $25 \text{ km s}^{-1}$  are unusual. This problem, and the cloud's expansion velocity of the order of  $100 \text{ km s}^{-1}$ , must be examined. The asymmetry in the profiles and the proposed interpretation – the necessity of the existence of a circumstellar cloud around this giant – is an unexpected and unusual result. Early attempts to explain the asymmetry in Mg II emission line profiles by the existence of circumstellar clouds were carried out before (Stencel and Mullan, 1980). However, the interpretation of the observations was complicated by the roles of chromospheric self-absorption, stellar winds, etc. (Ayres *et al.*, 1982; McClintock *et al.*, 1978).

In Section 3, the unusually weak Mg II emission was described for HD 139521. If the weakening of magnesium emission is characterized by an effective optical depth of the order of  $\tau = 1.5$ , then  $R_{\text{Mg}} = 2.7 \times 10^{-5}$  corrected for the effects of the cloud. This is just the order which we have for 'normal' giants of this class (see Table II).

In connection with this last remark, does the star, for example, HD 122563 for the same class G8III (Table II), also possess a circumstellar cloud? We can have a potential answer to this question by measuring the IUE spectra of the profiles for the Mg II lines of this and similar stars.

Thus, the model of the existence of a circumstellar cloud around the giant star HD 139521 explains two results: the asymmetry in the profiles of the Mg II lines and the low observed power of the Mg II emission.

### Acknowledgements

One of the authors (G.A.G.) thanks Cornell University, Department of Astronomy, for their invitation and warm hospitality. Thanks are also due to NASA, Goddard Space

Flight Center, as well as Drs S. Shore, W. Fowler, and J. Goldspiel for their assistance. Part of this work was supported by the National Astronomy and Ionosphere Center, which is operated by Cornell University for the NSF.

### References

- Ayres, T. R., Simon, Th., and Linsky, J. L.: 1982, *Astrophys. J.* **263**, 791.
- Basri, G. S. and Linsky, J. L.: 1979, *Astrophys. J.* **234**, 1023.
- Buscombe, W.: 1977, *Third General Catalogue of MK Spectral Classification*, Northwestern University.
- Cholakyan, V. G.: 1986, *Astrofizika* **25**, 309.
- Crutcher, R. M.: 1982, *Astrophys. J.* **254**, 82.
- Gurzadyan, G. A.: 1981, *Astrophys. Space Sci.* **80**, 197.
- Gurzadyan, G. A.: 1984, *Stellar Chromospheres or Doublet 2800 Mg II in Astrophysics*, Nauka, Moscow (in Russian).
- Gurzadyan, G. A.: 1987, *Astron. Astrophys.* **173**, 284.
- Hirshfeld, A. and Sinnott, R. W.: 1982, *Sky Catalogue 2000*, Vol. 2, Cambridge University Press, Cambridge.
- Kondo, Y., Modisette, J. L., and Wolf, G. H.: 1974, *Astrophys. J.* **199**, 110.
- McClintock, W., Moos, H. W., Henry, R. C., Linsky, J. L., and Barker, E. S.: 1978, *Astrophys. J. Suppl. Ser.* **37**, 223.
- Stencel, R. E. and Mullan, D. J.: 1980, *Astrophys. J.* **238**, 221.
- Vladilo, G., Molaro, P., Crivellari, L., Foing, B. H., Beckman, J. E., and Genova, R.: 1987, *Astron. Astrophys.* **185**, 233.