

## Collaboratively training the next generation of Research Software Engineers

Samantha Wittke, CSC - IT Center for Science, Finland

Radovan Bast, UiT - The Arctic University of Norway

**ACM SIG HPC Education webinar, April 2024**

# Team and project: [coderefinery.org](https://coderefinery.org)

## What we are

- A hub for FAIR research software practices
- Since 2016, now **phase 3** until 2025
- Currently funded by [NeIC](https://www.nsf.gov/)
- Training network
- Community



### Specialist training

Traditionally run by computing centers  
CodeRefinery provides collaboration network

### CodeRefinery

**Expert training** for reusable software

Not broadly taught in all degree programs that need it

### The Carpentries

**Basics training** in programming and data science for novices

## What we do

- We teach and co-organize
- Share lessons, video recordings, manuals
- All open source

# REPRODUCIBLE RESEARCH



6 helpful steps

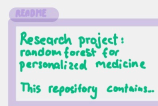
- 1 Get your files + folders in order



- 2 Use good names for files, folders, functions, ...



- 3 Document with care: README, Metadata, code comments, ...



CC-BY 4.0 Heidi Seibold  
@HeidiBaya

- 4 Version control code, text, ...



- 5 Stabilize computing environment and software



- 6 Publish your research outputs: Code, data, documents, ...



[Heidi Seibold, CC-BY 4.0, <https://twitter.com/HeidiBaya/status/1579385587865649153>]

Similar projects: [UNIVERSE-HPC](#), [DIGITAL RESEARCH ACADEMY](#), [INTERSECT](#), and probably many more ...

# Available lesson material

- **Introduction to version control:** Git and GitHub for own projects
- **Collaborative version control:** Branching, pull/merge requests, forks, and collaboration.
- **Reproducible research:** Reproducible dependencies, environments, and computational steps.
- **Social coding and open software:** Software and data licensing and software citation.
- **How to document your research software**
- **Reusable and reproducible Jupyter notebooks**
- **Automated testing:** Motivation, test design, and tools.
- **Modular code development:** Organizing projects as they grow from one screen-full to larger.

**Tested in 9 online and 28 in-person workshops**

- We reach over 500 persons/year
- Over 30 instructors/speakers
- Over 100 helpers/ exercise leaders

# Relation to research software engineering

- We teach topics which are helpful for researchers and essential for RSEs.
- [Nordic RSE](#) colleagues hang out and discuss on the [CodeRefinery community chat](#)



# Lessons

We use [Sphinx/sphinx-lesson](#) to build our lessons from Markdown.

## Testing in a nutshell

In software tests, expected results are compared with observed results in order to establish accuracy. Why are we not comparing directly all digits with the expected result?:

Python

C++

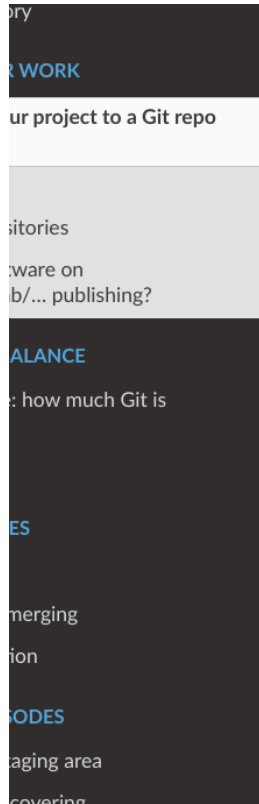
R

Julia

Fortran

```
def fahrenheit_to_celsius(temp_f):  
    """Converts temperature in Fahrenheit  
    to Celsius.  
    """  
    temp_c = (temp_f - 32.0) * (5.0/9.0)  
    return temp_c  
  
# This is the test function: `assert` raises an error if something  
# is wrong.  
def test_fahrenheit_to_celsius():  
    temp_c = fahrenheit_to_celsius(temp_f=100.0)  
    expected_result = 37.777777  
    assert abs(temp_c - expected_result) < 1.0e-6
```

# Another example: Git lesson



- Via **GitHub web interface**: easy and can be a good starting point if you are completely new to Git.
- **VS Code** is quite easy, since VS Code can offer to create the GitHub repositories for you.
- **Command line**: you need to create the repository on GitHub and link it yourself.

Only using GitHub

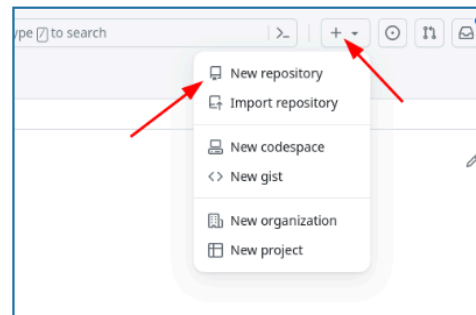
VS Code

Command line

RStudio

## Create an repository on GitHub

First log into GitHub, then follow the screenshots and descriptions below.



Click on the "plus" symbol on top right, then on "New repository".

You can try our [lesson template](#)

# How to participate as a learner

## WORKSHOP STREAM



### INDIVIDUAL LEARNER



- DOES EXERCISES ALONE
- INTERACTS VIA COLLABORATIVE DOC

### LOCAL TEAM (REMOTE / IN-PERSON)



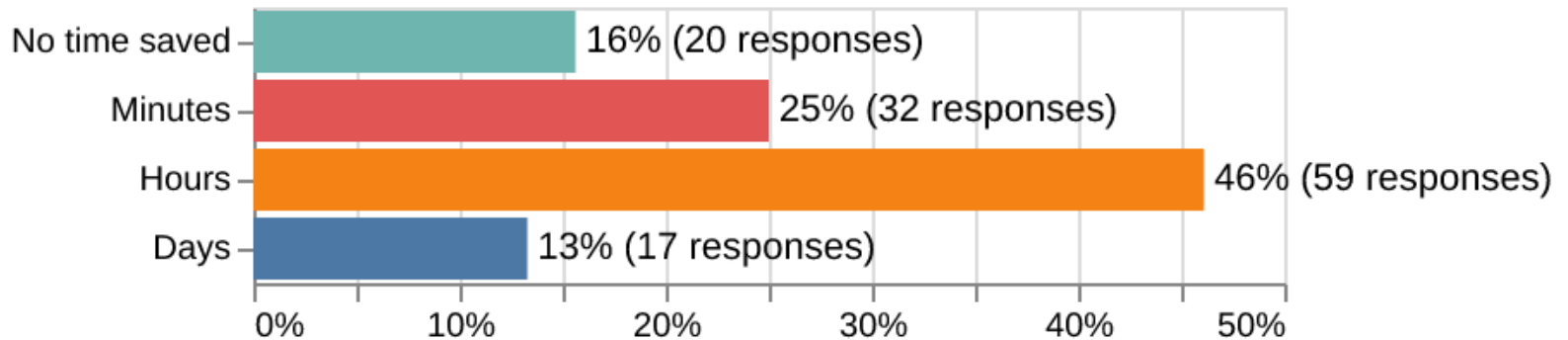
- WATCH STREAM

- DO EXERCISES TOGETHER
- INTERACT WITH TEAM LEAD / HELPER & COLLABORATIVE DOC

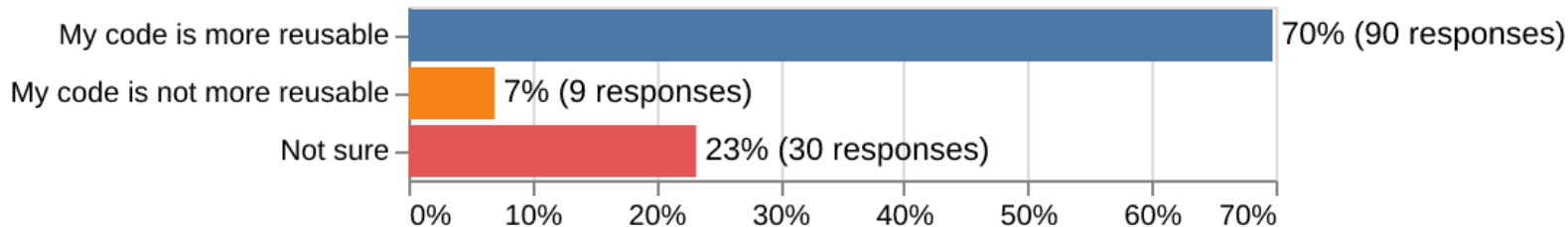


# Results from [post-workshop survey 2024](#)

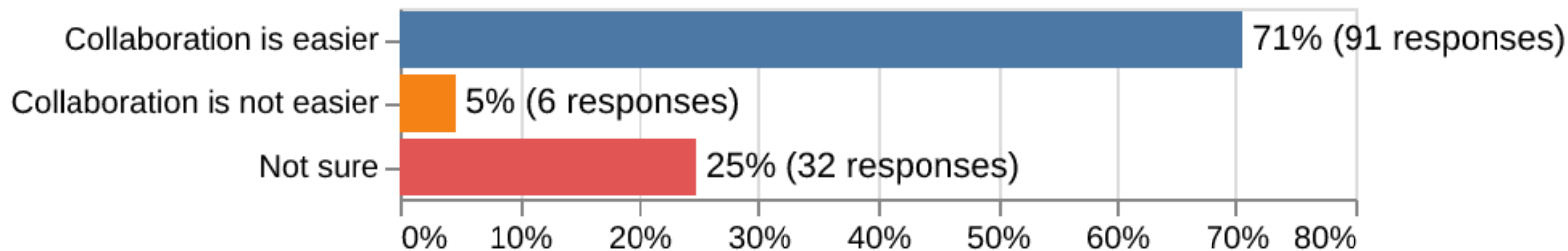
- Sent out to workshop participants from 2022 and 2023
- 129 answers



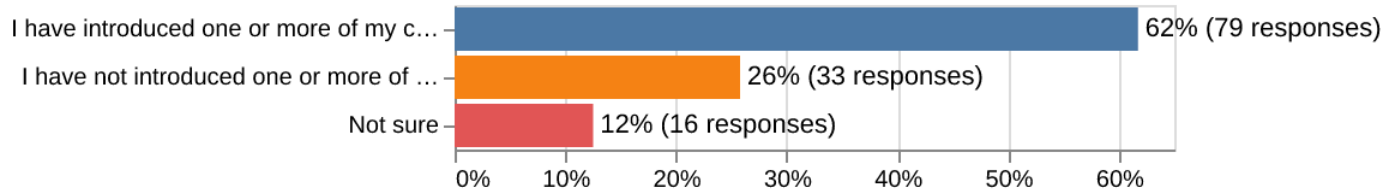
**In your estimate, how much time per month have you saved as a result of attending a CodeRefinery workshop?**



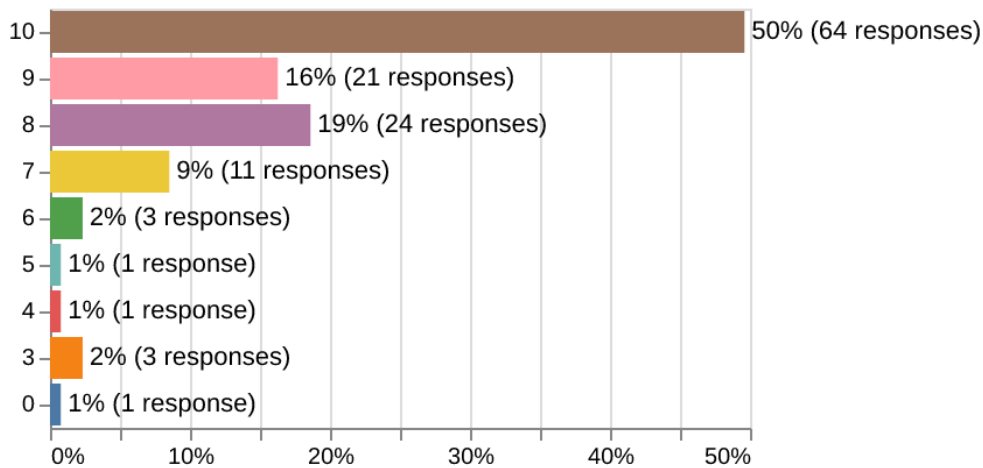
**After attending the workshop, would you judge your code to be more reusable or not more reusable?**



**After attending the workshop, has it become easier or not for you to collaborate on software development with your colleagues and collaborators?**



## Have you introduced one or more of your colleagues to new tools or practices as a result of the workshop?



## How likely is it that you would recommend CodeRefinery workshop to a friend or colleague?

0 means definitely not. 10 means definitely yes.

# Collaboration across funding borders



0.9 FTE (2 persons) + 10 persons in-kind + volunteers



Co-advertize and co-organize with us



# Connection to high-performance computing

- Many partners with HPC involvement
- Aalto University very active in inviting others to join HPC kickstart
- [Tuesday Tools & Techniques for High Performance Computing](#)
- [ENCCS instructor training](#) -> Materials based on CR train-the-trainer
- NRIS (Norway) and LUMI (EuroHPC-JU) have adopted our training approach and material as template
- We started sharing tools across borders at <https://github.com/nordichpc>

# What we have learned

## About motivating/teaching

- Teaching isn't a lecture anymore. It's more like a live TV production, which *can* be as interactive as people in a room.
- Co-teaching is a great way to onboard, get better quality, and reduce stress
- Good enough practices better than perfect practices not applied
- Instead of "good for others": "good for your future you" and as side effect good for others"

# What we have learned

## About scaling

- "bring your own classroom" seems to be a way to scale
- Installation instructions and on-boarding become more important
- We don't "see" classrooms -> feedback mechanism in Q&A doc
- Make exercises longer to give classrooms the chance to interact

# Collaborative document: Markdown

- Interactive, anonymous, parallel, async
- New question every 1-2 minutes!
- ASCII-graph feedback

```
### [Exercise: Practice creating commits and branches](https://coderefinery.github.io/git-intro/commits/#exercise)

How is it going?
- done: oooooooooooooooooo
- not trying: oo
- had problems: ooo
- everything was good: oooooooo

- When committing, there is an option to make a branch. How is that different than that we now started with creating a new branch?
  - It's essentially the same. Creating a branch first is just closer to what you would normally do if you don't edit on the web-interface but on your local machine.

- In step (6) Compare the branches, where do I access the compare changes view through the UI or not through the URL?
  - On GitHub you can add a "/compare" behind the URL and from there it is easier to compare branches and commits. We need to add this to the solution
  - I opened an issue in the lesson repository: https://github.com/coderefinery/git-intro/issues/457
```



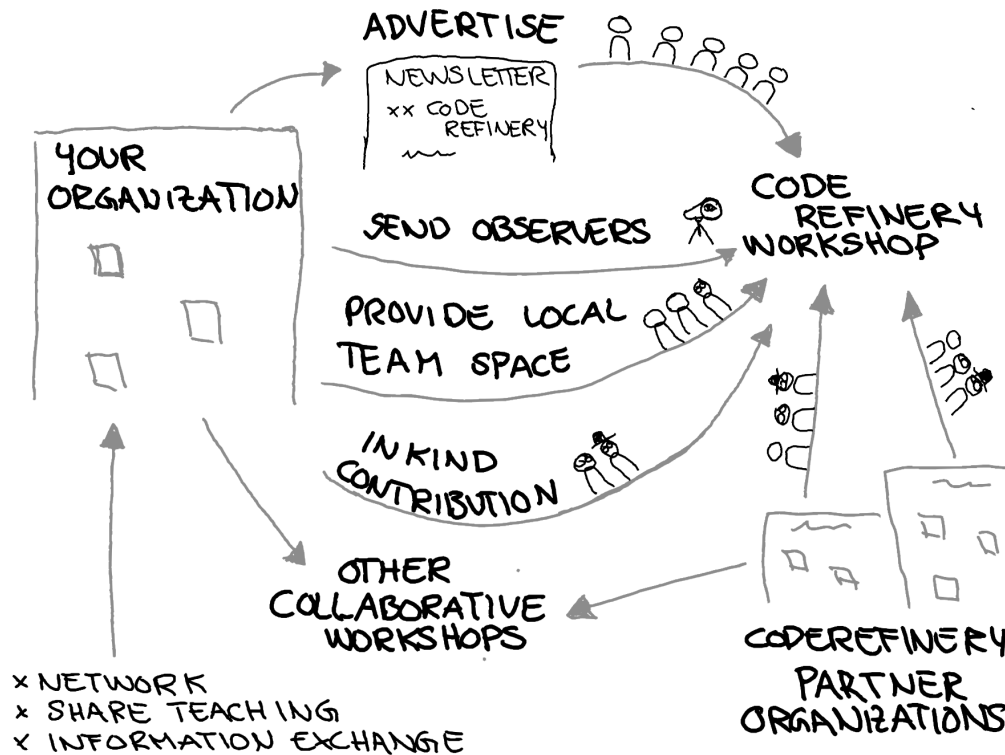
## Future: Community project

- Communicate value for volunteers and organizations
- Research groups send their students to us instead of creating isolated material
- More collaboration with similar projects ("helper exchange program")
- Governance is community-driven

## Teaching format

- Continue large-scale workshops
- Support local events
- More asynchronous content coupled with online events ("flipped classroom approach")

# How you or your organization can participate



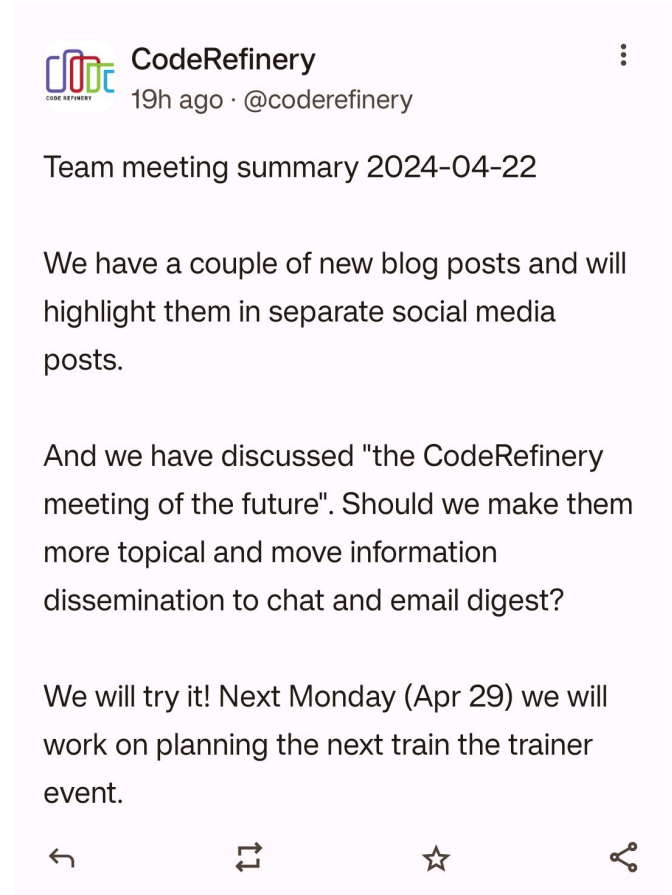
- Join our next workshop autumn 2024; follow our [newsletter](#) to get involved
- Tell your students and researchers about it
- Send one or more **exercise teams** or **join as observer**
- Use our material and give feedback

# What is in it for you?

- **Joining is easier than organizing**: It is easier to bring 10% to an event than to organize the 100% yourself
- **Material exchange**: let's not reinvent the wheel
- **Train-the-trainer**: we can help you to get started
- **Community as test-bed**: let's try out new ideas together

# We try to make it easier to join

- Chat with us:  
<https://coderefinery.zulipchat.com>  
(ask questions about coding or learn about new tools)
- [Onboarding manual](#)
- [Blog](#)
- [Newsletter and chat digest](#)
- [X/Twitter](#)
- [Mastodon](#)
- [Support e-mail](#)





## Nordic RSE Conference

May 30 - 31, at Aalto University campus in Otaniemi, Espoo, Finland

<https://nordic-rse.org/events/2024-in-person-conference/>

These slides: <https://doi.org/10.5281/zenodo.11065411>

# Credits and license

## Text

- All text: CodeRefinery project, CC-BY 4.0

## Images

- Slide 3: H. Seibold, "6 helpful steps for reproducible research", CC-BY 4.0
- Slides 5, 8, 18: S. Wittke
- Slide 12: ATC tower, P. R. Miller, CC-BY 2.0
- Slide 12: Monitor setup, R. Darst
- Slide 12: Logos, (c) respective organizations
- All other images: CodeRefinery project, CC-BY 4.0