

Methanation Catalyst for Low CO Concentration

Hong-fang Ma, Cong-yi He, Hai-tao Zhang, Wei-yong Ying, Ding-ye Fang

Abstract—A Ni-based catalyst supported by γ -Al₂O₃ was prepared by impregnation method, and the catalyst was used in a low CO and CO₂ concentration methanation system. The effect of temperature, pressure and space velocity on the methanation reaction was investigated in an experimental fixed-bed reactor. The methanation reaction was operated at the conditions of 190-240°C, 3000-24000ml•g⁻¹•h⁻¹ and 1.5-3.5MPa. The results show that temperature and space velocity play important role on the reaction. With the increase of reaction temperature the CO and CO₂ conversion increase and the selectivity of CH₄ increase. And with the increase of the space velocity the conversion of CO and CO₂ and the selectivity of CH₄ decrease sharply.

Keywords—Coke oven gas, methanation, catalyst, fixed-bed.

I. INTRODUCTION

METHANATION reaction between carbon oxides and hydrogen over nickel catalysts to produce methane was firstly reported by Sabatier and Senderens in 1902[1]. Since then, it has been widely used in many processes, including purification of gas in ammonia synthesis and hydrogen production [2], [3]. The interest to the reaction as a promising route to produce synthetic natural gas (SNG) has remarkably grown during the last few years. Recently, a great deal of work has been directed towards SNG production by gasification of the coal or biomass to synthesis gas and subsequent methanation of the synthesis gas to SNG [4]-[6]. This route can improve the security of energy supply and reduce the emission of green house gas [7].

Extensive studies have been conducted on several metal based catalytic systems using Ni [8]-[11], Ru [12]-[14], Co [15] and Fe [16] on various oxide supports (Al₂O₃ [9], [17], SiO₂ [18], [19], ZrO₂ [20], [21] and TiO₂ [22]). Ni-based catalysts were most extensively studied because of its high activity and selectivity for methane formation as well as its low cost [23], [24].

Coke oven gas is the tail gas of coke industry product, and its major parts are H₂ and CH₄ which would make large pollution if it was vented in the air directly. In industry, the coke oven gas was burned as fuel, which would increase the amount of CO₂ in

air and make big waste of nature resource. Coke oven gas methanation reaction can turn the CO and CO₂ into CH₄ which can be used as town gas for normal life, and it has a nice market and social effect.

A kind of catalyst for methanation from coke oven gas was prepared and tested in this paper. The BET and XRD were used for catalyst characterization, and the reaction performance of catalyst was investigated in lab, which can provide the basis for industrial use of this kind of catalyst.

II. EXPERIMENT

A. Preparation of Catalyst

The Ni-based catalyst used in the experiment was prepared by the impregnation method using Ni(NO₃)₂•6H₂O and γ -Al₂O₃. After impregnation at 60°C for 12h, the samples were dried at 120°C for 12h and calcined in static air at 550 for 6h. The surface structure was shown in Figs. 1 & 2.




Fig. 1 SEM Diagram




Fig. 2 TEM Diagram

Nitrogen adsorption-desorption isotherms were obtained with a Micrometrics ASAP 2020 device. Prior to N₂ adsorption, the samples were degassed at 200°C for 4h. Specific surface areas were measured by the multipoint Brunauer-Emmet-Teller (BET) method. Total pore volume and sizes were evaluated using the standard Barrett-Joyner-Halenda (BJH) treatment. The results of the treatment are shown as Table I, Fig. 3 and Fig. 4 separately. The BET treatment results are shown in Table I, the pore size distribution is shown as Fig. 3 and the adsorption & desorption curve is shown as Fig. 4.

Power X-ray diffraction (XRD) patterns were recorded on a

H. F. Ma is with Engineering Research Center of Large Scale Reactor Engineering and Technology, Ministry of Education, State Key Laboratory of Chemical Engineering, East China University of Science and Technology, Shanghai, 200237, PR China (e-mail: mark@ecust.edu.cn).

C. Y. He, H. T. Zhang, and D. Y. Fang are with Engineering Research Center of Large Scale Reactor Engineering and Technology, Ministry of Education, State Key Laboratory of Chemical Engineering, East China University of Science and Technology, Shanghai, 200237, PR China.

W. Y. Ying is with Engineering Research Center of Large Scale Reactor Engineering and Technology, Ministry of Education, State Key Laboratory of Chemical Engineering, East China University of Science and Technology, Shanghai, 200237, PR China. (Corresponding author to provide phone: +86 21 64252192; fax: +86 21 64252192; e-mail: wying@ecust.edu.cn).

Rigaku D/Max 2550 using Cu K α radiation at 40kV and 100mA. XRD patterns were recorded over a 2 θ from 10 $^\circ$ -80 $^\circ$ and a step size of 0.02 $^\circ$. The results of XRD are shown as Fig. 5.

From Fig. 5, it could be known that in the prepared catalyst, the Ni is survived as NiO and NiAl₂O₄.

TABLE I
THE TEXTURE OF THE SUPPORTED CATALYST

	Surface Area M ² /G	Pore Volume cm ³ /g	Pore Size nm
Al ₂ O ₃	104.47	0.464	17.72
24Ni-Al ₂ O ₃	78.77	0.313	15.89

24Ni-Al₂O₃ means the loading of Ni on Al₂O₃ is 24 wt. %.

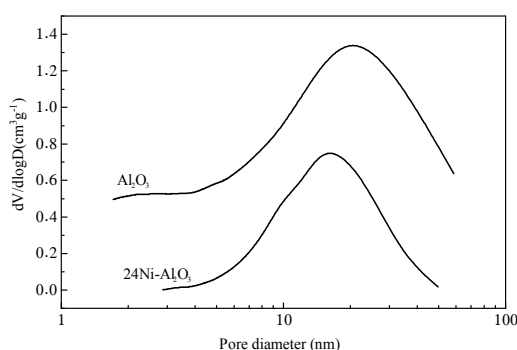


Fig. 3 The pore size distribution curve

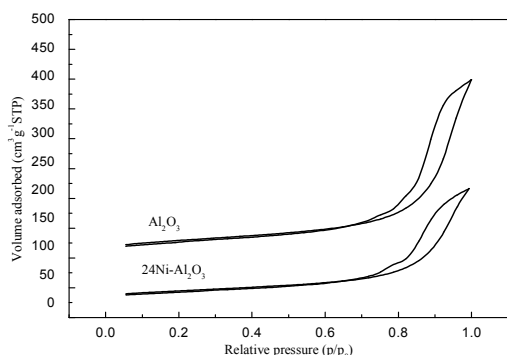


Fig. 4 The adsorption & desorption curve

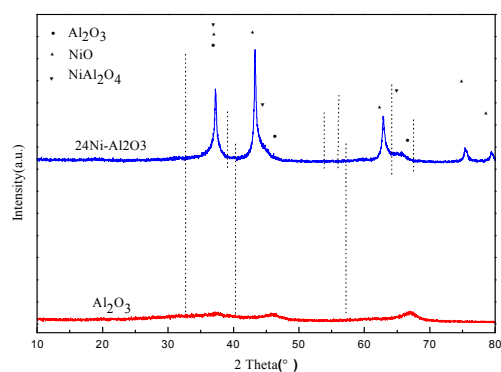


Fig. 5 The results of XRD

B. Performance Test

In order to investigate the performance of the catalyst, the experiment was carried out in a fix bed reactor in lab. The composition of the feed gas of the experiment was similar with the industrial feed gas which was: CO 3.28%, CO₂ 3.53%, CH₄ 38.76%, H₂ 37.60%, and the rest was N₂. The H/C rate of the synthesis gas used in the experiment was 5.523.

Fig. 6 demonstrates the experimental fixed-bed reactor system used in the experiment. N₂ (1) was used to clean the system and protect the catalyst. H₂ (2) was used for the reduction of the Ni-based catalyst. The mass flowmeter (5) controls the space velocity during the reaction. The methanation is reacting in the fixed-bed reactor (7) and the product go through the condenser (8) and gas-liquid separator (9) to remove the water and the removed water is collected in the liquid collector(10). The counterbalance valve (11) is used to control the pressure in the system. The rate of the product flow is measured by the soap film flowmeter (12).

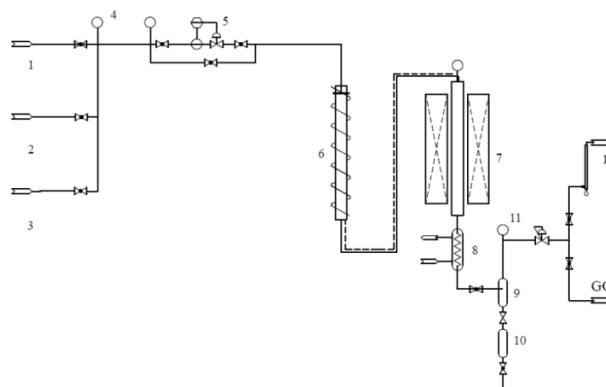


Fig. 6 The experimental flow sheet
1-N₂; 2-H₂; 3-Synthesis gas; 4- Pressure Gauge; 5- Mass flowmeter; 6-Cleaner; 7-Fixed-bed reactor; 8-Condenser; 9- Gas-liquid separator; 10-Liquid collector; 11- Counterbalance valve; 12- Soap film flowmeter

The experiment was carried out under the conditions as follow: temperature ranged from 190 to 240 $^\circ$ C, space velocity ranged from 3000-24000ml \cdot g⁻¹ \cdot h⁻¹, and pressure ranged from 1.5-3.5MPa.

Because water is the only liquid product, only the gas product was analyzed in the GC (Agilent 7890A).

III. EFFECT OF OPERATING CONDITION

A. Effect of Temperature

The effect of operating temperature was investigated when the temperature ranged from 190-240 $^\circ$ C, and the pressure was 2.0MPa, the space velocity was 6000ml \cdot g⁻¹ \cdot h⁻¹. The effect on the CO and CO₂ conversions and the CH₄ selectivity is shown in Figs. 7 and 8.

Fig. 7 shows that the conversions of CO and CO₂ increase sharply with the increase of temperature. CO conversion achieves 100% above 220 $^\circ$ C, and the CO₂ didn't react under 210 $^\circ$ C and the conversion of CO₂ achieves 100% at 240 $^\circ$ C. This shows the Ni-based catalyst has a high activity at low

temperature.

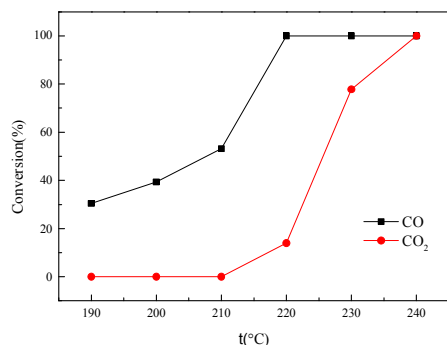


Fig. 7 Effect of temperature on conversion

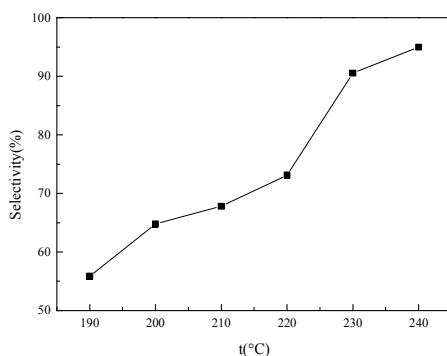


Fig. 8 Effect of temperature on the CH₄ selectivity

Fig. 8 shows the effect of the temperature on the CH₄ selectivity. The CH₄ selectivity increase apparently with the increase of temperature. When operating temperature ranges from 190-240°C, the CH₄ selectivity could increase from 55-95%, so a higher temperature is conducive to the formation of CH₄.

Both Figs. 7 and 8 show that temperature plays an important role in the reaction.

B. Effect of Space Velocity

The effect of the space velocity was investigated when the space velocity ranged from 3000-24000 ml·g⁻¹·h⁻¹, and the pressure was 2.0 MPa, the temperature was 210°C. The effect on the CO and CO₂ conversions and the CH₄ selectivity is shown in Figs. 9 and 10.

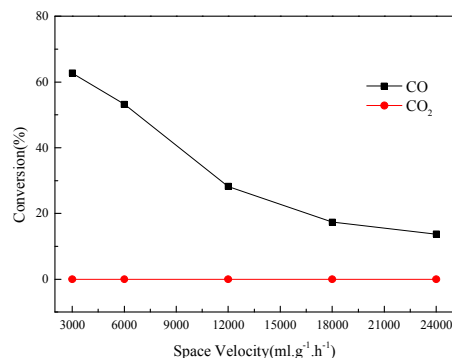


Fig. 9 Effect of space velocity on conversion

Fig. 9 shows that with the increase of space velocity, the conversion of CO decreased and because of the low temperature (210°C), the CO₂ didn't react.

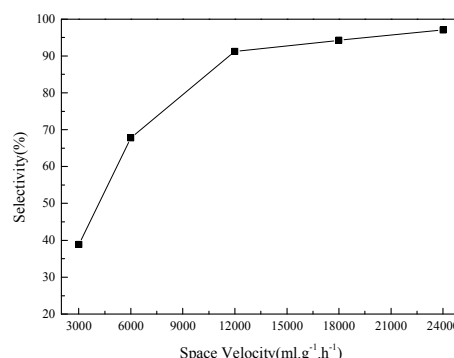


Fig. 10 Effect of space velocity on the CH₄ selectivity

Fig. 10 shows that the CH₄ selectivity increases with the increase of space velocity, meaning higher space velocity is good for the formation of CH₄.

C. Effect of Pressure

The effect of the pressure was investigated as the operating temperature was 210°C and the space velocity was 6000 ml·g⁻¹·h⁻¹. The effect on the CO and CO₂ conversions and the CH₄ selectivity is shown in Figs. 11 and 12.

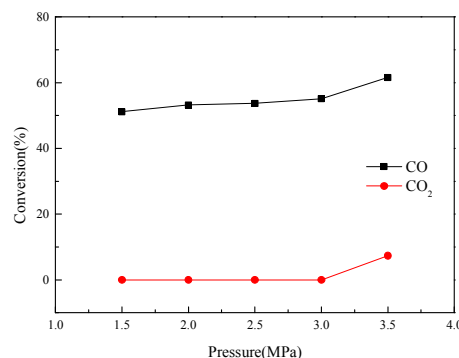


Fig. 11 Effect of pressure on the conversion

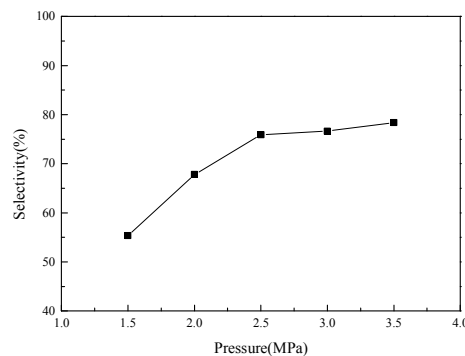


Fig. 12 Effect of pressure on the CH₄ selectivity

Fig. 11 shows that with the operating pressure increased, the CO conversion increases slightly and the CO₂ didn't react until

the pressure increases to 3.5MPa, which means that the pressure affect the methanation slightly for the concentration of CO and CO₂ was low in the feed gas.

From Fig. 12, it could be known that the selectivity of CH₄ increases with the pressure increased. As we know that the methanation reaction is a volume reduction reaction, so higher pressure is more benefit for methanation than other reactions in the reactor.

IV. CONCLUSION

The catalyst of methanation from coke oven gas was prepared and it was characterized by BET and XRD. The results show that the catalyst has a good physical pore structure and in the catalyst, the active site of Ni is survived as NiO and NiAl₂O₄.

The experimental results show that the prepared catalyst has a high activity at low temperature (190-240°C). With the temperature increased the CO and CO₂ conversion and the CH₄ selectivity increased obviously which means that higher temperature is benefit for CO and CO₂methanation reaction.

Space velocity and pressure also affect the reaction a lot. The decrease of space velocity and the increase of pressure both lead to the increase of CO and CO₂ conversion, and a higher space velocity and pressure are good for the formation of CH₄.

REFERENCES

- [1] P. Sabatier, and J. B. Senderens, "New Synthesis of Methane", *Comptes Rendus Hebdomadaires des Seances del Academie des Scrences*, vol. 134, pp. 514-516, 1902.
- [2] Z. Y. Li, W. L. Mi, S. B. Liu, and Q. Q. Su, "CO deep removal with a method of two-stage methanation", *Hydrogen Energy*, vol. 35, pp. 2820-2823, 2010.
- [3] G. W. Xu, X. Chen, and Z. G. Zhang, "Temperature-staged methanation: An alternative method to purify hydrogen-rich fuel gas for PEFC", *Chem. Eng. J.*, vol. 121, pp. 97-107, 2006.
- [4] J. Kopyscinski, T. J. Schildhauer, and S. M. A. Biollaz, "Production of synthetic natural gas (SNG) from coal and drybiomass-Atechnology review from 1950 to 2009", *Fuel*, vol. 89, pp. 1763-1783, 2010.
- [5] J. R. Rostrop-Nielsen, K. Pedersen, and J. Sehested "High temperature methanation sintering and structure sensitivity", *Appl. Catal., A*, vol. 330, pp. 134-138, 2007.
- [6] M. Juragscik, A. Sues, and K. J. Ptasinski, "Energy analysis of synthetic natural gas production method from biomass", *Energy*, vol. 35, pp. 880-888, 2010.
- [7] S. K. Hoekman, A. Broch, C. Robbins, and R. Purcell, "CO₂ recycling by reaction with renewably-generated hydrogen", *Int. J. Greenh. Gas Con.*, vol. 4, pp. 44-50, 2010.
- [8] M. Kramer, K. Stowe, M. Duisberg, F. Muller, M. Reiser, S. Sticher, and W.F. Maier, "The impact of dopants on the activity andselectivity of a Ni-based methanation catalyst", *Appl. Catal., A*, vol. 369, pp. 42-52, 2009.
- [9] K. O. Xavier, R. Sreekala, and K. K. A. Rashid, "Doping effects of cerium oxide on Ni/Al₂O₃ catalysts for methanation", *Catal. Today*, vol. 49, pp. 17-21, 1999.
- [10] M. D. Cai, J. Wen, W. Chu, X. Q. Cheng, and Z. J. Li, "Methanationof carbon dioxide on Ni/ZrO₂-Al₂O₃ catalysts: Effects of ZrO₂ promoter and preparation method of novel ZrO₂-Al₂O₃ carrier", *J. Nat. Gas. Chem.*, vol. 20, pp. 318-324, 2011.
- [11] Q. H. Liu, X. F. Dong, Y. B. Song, and W. M. Lin, "Removal of CO from reformed fuels by selective methanation over Ni-B-Zr-O (delta) catalysts", *J. Nat. Gas. Chem.*, vol. 18, pp. 173-178, 2009.
- [12] L. T. Luo, and S. J. Li, "Effect of Transition Metals on Catalytic Performance of Ru/Sepiolite Catalyst for Methanation of Carbon Dioxide", *J. Nat. Gas. Chem.*, vol. 13, pp. 45-48, 2004.
- [13] V. Jimenez, P. Sancheza, P. Panagiotopouloub, J. L. Valverde, and A. Romero, "Methanation of CO, CO₂ and selectivemethanation of CO, in mixtures of CO and CO₂, over ruthenium carbon nanofibers catalysts", *Appl. Catal., A*, vol. 390, pp. 35-44, 2010.
- [14] C. Galletti, S. Specchia, G. Saracco, and V. Specchia, "O-selective methanation over Ru-γ-Al₂O₃ catalysts in H₂-rich gas for PEMFC applications", *Chem. Eng. Sci.*, vol. 65, pp. 590-596, 2010.
- [15] N. Chitpong, P. Praserttham, and B. Jongsomjit, "A study on characteristics and catalytic properties of Co/ZrO₂-B catalysts towards methanation", *Catal. Lett.*, vol. 128, pp. 119-126, 2009.
- [16] J. G. Chen, H. W. Xiang, Y. W. Li, and Y. H. Sun, "Advance in key techniques of Fischer-Tropsch synthesis for liquid fuel production", *J. Chem. Ind. & Eng. (China)*, vol. 54, pp. 516-523, 2003.
- [17] C. Zhang, "Research progress of methanation of carbon monoxide and carbon dioxide", *Chem. Ind. & Eng. Prog.*, vol. 26, pp. 1269 -1273, 2007.
- [18] Y. Z. Wang, R. F. Wu, and Y. X. Zhao, "Effect of ZrO₂ promoter on structure and catalytic activity of the Ni/SiO₂ catalyst for COmethanation in hydrogen-rich gases", *Catal. Today*, vol. 158, pp. 470-474, 2010.
- [19] R. F. Wu, Y. Zhang, Y. Z. Wang, C. G. Gao, and Y. X. Zhao, "Effect of ZrO₂ promoter on the catalytic activity for CO methanation and its adsorption performance of the Ni/SiO₂ catalyst", *J. Fuel Chem. & Technol.*, vol. 5, pp. 578-582, 2009.
- [20] Q. H. Liu, X. E. Dong, X. M. Mo, W. M. Lin, "Selective catalytic methanation of CO in hydrogen-rich gases over Ni/ZrO₂ catalyst", *J. Nat. Gas. Chem.*, vol. 17, pp. 268-272, 2008.
- [21] M. Yamasaki, H. Habazaki, K. Asami, K. Izumiya, and K. Hashimoto, "Effect of tetragonal ZrO₂ on the catalytic activity of Ni/ZrO₂ catalyst prepared from amorphous Ni-Zr alloys", *Catal. Commun.*, vol. 7, pp. 24-28, 2006.
- [22] S. Takenaka, T. Shimizu, and K. Otsuka, "Complete removal of carbon monoxide in hydrogen-rich gas stream through methanation over supported metal catalysts", *Int. J. Hydrogen Energy*, vol. 29, pp. 1065-1073, 2004.
- [23] G. A. Mills, and F. W. Steffgen, "Catalytic methanation", *Cat. Rev.*, vol. 82, pp. 159-210, 1973.
- [24] R. A. Dagle, Y. Wang, G. G. Xia, J. J. Srtohm, J. Holladay, and D. R. Palo, "Selective CO methanation catalysts for fuel processing applications", *Appl. Catal., A*, vol. 326, pp. 213-218, 2007.