

Review of Various Designs and Development in Hydropower Turbines

F. Behrouzi, A. Maimun, M. Nakisa

Abstract—The growth of population, rising fossil fuel prices (limited and decreasing day by day), pollution problem due to use of fossil fuels and increasing electrical demand are important factors that encourage the use of green and renewable energy technologies. Among the different renewable energy technologies, hydro power generation (large and small scale) is the prime choice in terms of contribution to the world's electricity generation by using water current turbines. Currently, researchers mainly focused on design and development of different kind of turbines to capture hydropower to generate electricity as clean and reliable energy. This paper is a review of the status of research on water current turbines carried out to generate electricity from hydrokinetic energy especially in places where there is no electricity, but there is access to flowing water.

Keywords—Turbines, Renewable Energy, Hydropower.

I. INTRODUCTION

NOWADAYS, Utilization of electrical energy has an important role in economic growth and improvement of people's living but the excessive usage of fossil fuels to generate electricity causes environmental pollution, greenhouse effect, CO₂ emissions; not to mention that fossil fuel resources are depleting. Therefore, the reduction of using fossil fuels is urgent and replacing them with ideal energy source (an ideal energy source should be renewable and have minimal effects on environment [1]) is essential to provide a livable and unpolluted environment for next generations [2].

Briefly, Climate changing, electrical demands, rising diesel fuel prices, as well as fossil fuel-based energy is limited and in fact is depleting [3], are subjects to use of renewable technologies.

There are different kinds of renewable technologies, such as biomass, wind, solar, hydro and geo thermal, which are clean and reliable to reduce greenhouse gas emission that leads to global warming, while saving money and creating jobs. Among different renewable energy technologies, hydro power generation (large and small scale) is the prime choice in term of contribution to the world's electricity generation [4], [5].

Also, it has been shown that one-third of the world's population does not have electricity, but they have access to water [6].

Hydrokinetic energy may be generated from waves, tides,

Fatemeh Behrouzi and Mehdi Nakisa are PhD students at the Faculty of Mechanical Engineering, Universiti Teknologi Malaysia (UTM), 81310 Johor Bahru, Johor, Malaysia (phone: +60-75536542; e-mail: bfatemeh5@utm.live.my, nmehdi5@utm.live.my).

Adi Maimunis a professor at the Marine Technology Centre, Faculty of Mechanical Engineering, Universiti Teknologi Malaysia (UTM), 81310 Johor Bahru, Johor, Malaysia (corresponding author; phone: +60-75534761; fax: +60-75566159; e-mail: adi@fkm.utm.my).

ocean currents, and the natural flow of water in rivers In addition to these, other resources include manmade channels, irrigation canals, industrial outflows or from current of collecting water after rainfall which can be used to turn water current turbines to produce hydrokinetic electrical energy [7]-[9].

The type of turbine depends on the flow type, velocity and desired output of the system can be individually selected [10] which there are two main types of hydrokinetic turbines: horizontal and vertical axes. Vertical axis current turbines include in-plane axis, Squirrel cage Darrieus, H-Darrieus, Darrieus, Gorlov, and Savonius. The H-Darrieus is known to be more efficient than other types due to arm and it can be considered as a worthwhile option for hydro applications [11], [12].

Today, turbines are under progressive development to increase torque and efficiency so that they will be usable for low speed velocity and can provide higher torque and efficiency to turn the generator and increase output power with lowest force [13], [14].

This paper presents a review about statues of water current turbines carried out using hydro kinetic energy in large or small scale to generate electricity, which is clean and reliable to reduce greenhouse gas emission while saving cost.

II. RENEWABLE ENERGY POTENTIAL

Increasing energy demand, increasing population, changing consumer habits, diminishing fossil resources and their environmentally harmful effects and economic problems require usage of diverse and renewable energy sources. World energy consumption and future forecasts are presented in Fig. 1, while the world net electricity generation is shown in Fig. 2.

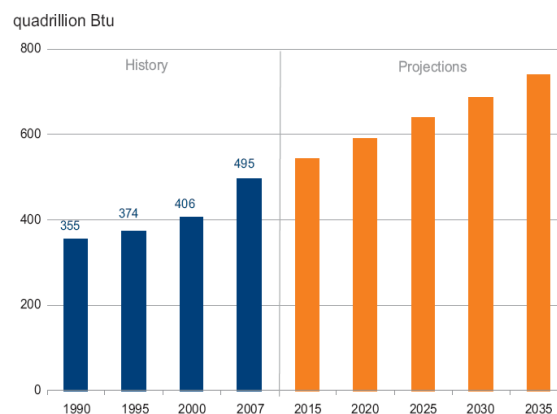


Fig. 1 World market energy consumption 1990-2035

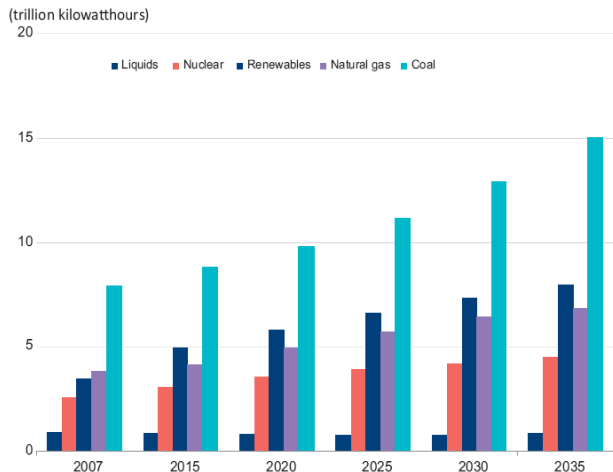


Fig. 2 World net electricity generation by fuel 1990-2035

Expectation of world renewable energy generation is given in Fig. 3. It is considerable, due to continuous available of hydrokinetic energy source, it is the most promising and suitable renewable energy among others. Hydrokinetic energy capacity forecast is presented in Fig. 4 [15].

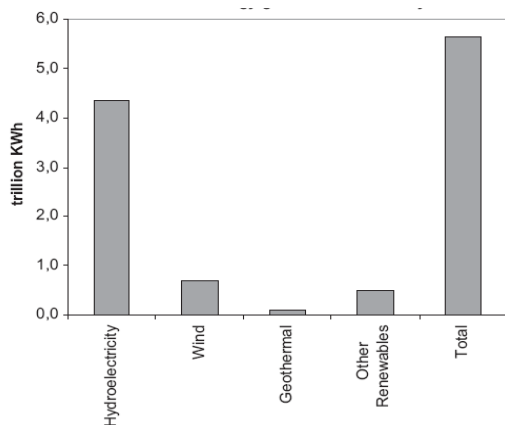


Fig. 3 World renewable energy generation in 2020 by source

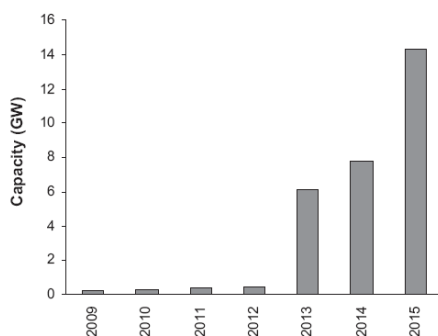


Fig. 4 Hydrokinetic energy capacity forecast 2009-2015

Considering the electricity demand in future and fossil fuels which have a lot of negative effect on environment, it is proper to use renewable energy instead of fossil fuels. As referred from the figure, hydropower is more suitable among

other renewable energy. Hydropower can be generated by using different kind of turbines, so it is important to focus on the design and development of turbines to increase efficiency to generate more electricity for future generations.

III. HYDROKINETIC TECHNOLOGY

Hydrokinetic energy can be generated from ocean, river or any water stream. Hydrokinetic or water current turbines, produce electricity directly from the flowing water in a river or a stream. The turbine blades would turn the generator and capture the energy of the water flow [16].

Conventional hydropower generation is done by building dams and the energy of falling water, running the turbine to generate electricity. Hydropower generation has negative environmental effect and is costly, but the new category of hydro power energy uses kinetic energy of stream instead of potential energy.

It is considerable that hydrokinetic turbine has a lot of similarities with wind turbine in terms of the physical principles of operation, electrical hardware, and variable speed capability for optimal energy extraction [17]. However, water is almost 800 times denser than air; therefore, hydrokinetic turbines are more efficient than wind turbine even at low speed [18], [19].

A. Turbines

There are two main configurations for turbines: horizontal (axial-flow) and vertical axis turbines; both are similar to those used for wind turbines.

The alignment of rotor axes with respect to the water flow can be categorized into two: one category classifies turbines into two types: horizontal axis and cross flow turbine whose cross flow is divided into two types of in-plan and vertical axis [12] and another category classifies turbines into three types: horizontal axis, vertical axis and cross flow turbine [20]. Axial-flow (alternatively called horizontal axis) turbines have axes parallel to the fluid flow and employ propeller type rotors. Various arrangements of axial-flow turbines are shown in Fig. 5. Inclined axis turbines (a) have mostly been studied for small river energy converters. Other axial-flow turbines (b, c and d) are mainly used for the extraction of ocean energy, and are similar to wind turbines in terms of design and structural point of view [10], [20], [12], [21].

Meanwhile, turbines with rigid mooring structures require the generator unit to be placed near the riverbed or seafloor for more reports and information about rigidly moored tidal/river turbines, which can be referred in [22], [23].

Horizontal axis rotors with a buoyant mooring mechanism may allow a non-submerged generator to be placed closer to the water surface. Information on submerged generator systems and non-submerged types can be found in [24], [25] respectively.

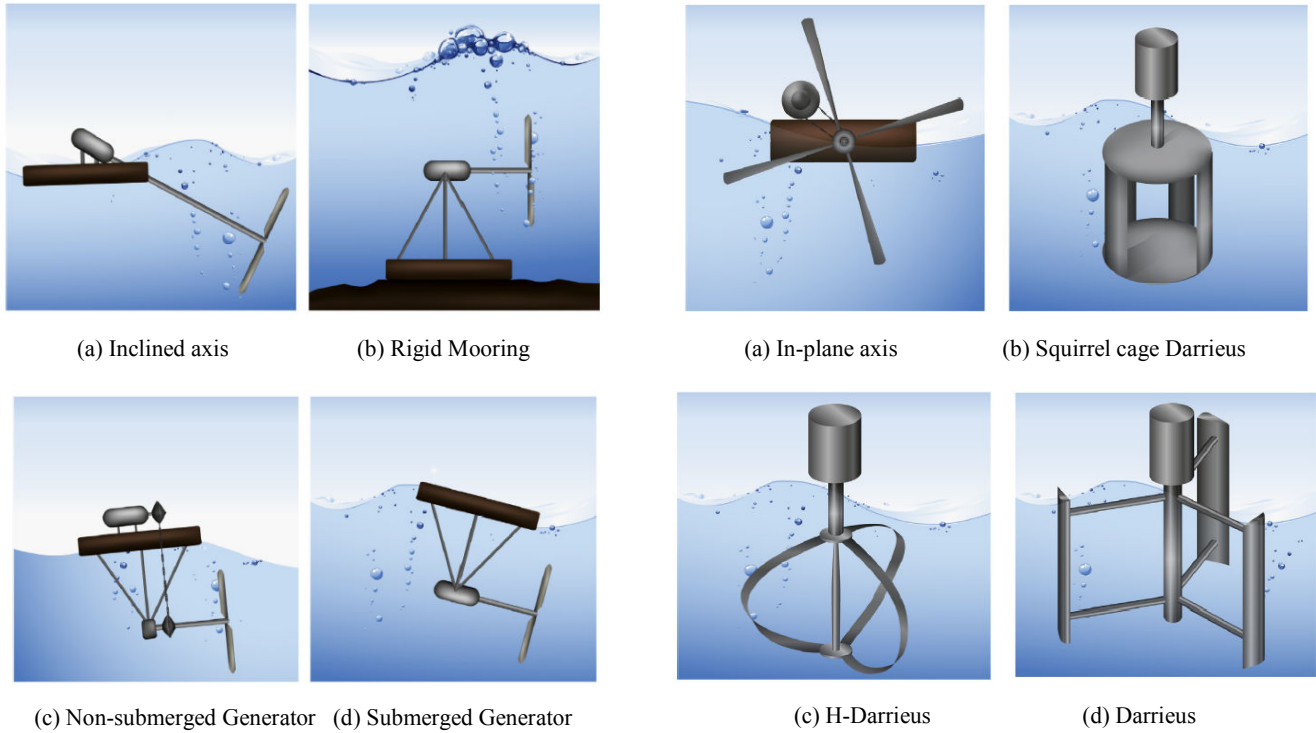


Fig. 5 Horizontal axis turbines

The cross-flow turbines as shown in Fig. 6 have rotor axes which are orthogonal to the water flow but parallel to the water surface. They can be divided into vertical axis (axis vertical to water plane) and in-plane axis (axis on the horizontal plane of the water surface). The in-plane turbines (a) are generally drag based devices and said to be less efficient than their lift-based counterparts. In the vertical axis domain (b, c, d, e and f), Darrieus type turbines are common in river energy applications [11]. Straight bladed Darrieus turbines (H-type or Squirrel Cage type) can be considered as a viable option for hydro applications and they are very common [11], [12].

Publications such as [26]-[28] included information about design, operational and performance issues regarding straight bladed Darrieus turbines.

The Gorlov turbine blades are of helical structure [29], [30] while Savonius turbines consist of straight or skewed blades which are of drag type devices [31].

Hydrokinetic turbines may also be classified based on their lift/drag properties, orientation to up/down flow, and fixed/variable (active/passive) blade pitching mechanisms. Different types of rotors may also be hybridized (such as Darrieus-Savonius hybrid) in order to achieve certain performance features [20].

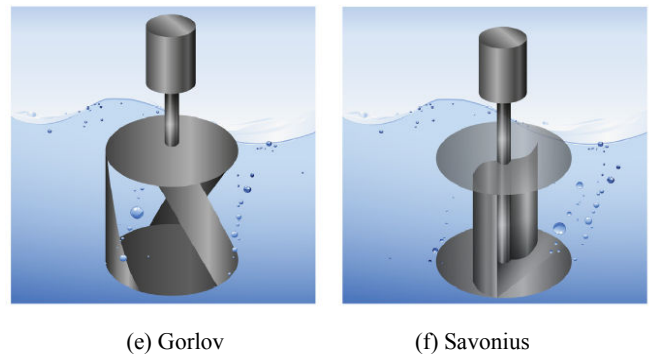


Fig. 6 Vertical axis turbines

B. Operation Principle

The hydraulic operation of a water turbine can be characterized by the following overall quantities: the rotor torque (Q), the rotor drag (D), the rotor angular velocity (w) and the power output $P = w.Q$ as shown in Figs. 7, 8. By dimensional analysis, these quantities can be made dimensionless as follows:

$$\lambda = wR/V_0 \text{ (tip speed ratio)} \quad (1)$$

Tip speed ratio (TSR) is the ratio between the rotational speed of the tip of blade and the actual velocity of water.

$$C_Q = Q / (1/2 \rho V_0^2 . R . S_{ref}) \text{ (torque coefficient)} \quad (2)$$

$$C_P = P / (1/2 \rho V_0^3 S_{ref}) \text{ (power coefficient or efficiency)} \quad (3)$$

$$C_D = D / (1/2 \rho V_0^2 S_{ref}) \text{ (rotor-drag coefficient)} \quad (4)$$

R is the maximum radius of the rotor, U_{inf} is the incident current velocity, ρ is the water specific weight, S_{ref} , is the cross section ($S_{ref}=\pi R^2$ for horizontal axis and $S_{ref}=2RH$ for vertical axis). The solidity is defined as $\sigma=NC/R$ with N as the number of blades and C is the chord length [32], [33].

The considerable maximum power coefficient is 0.59 using well-known Betz law [34], [35] but a small-scale river turbine will certainly have its own losses which will reduce the power coefficient to around 0.25 [16].

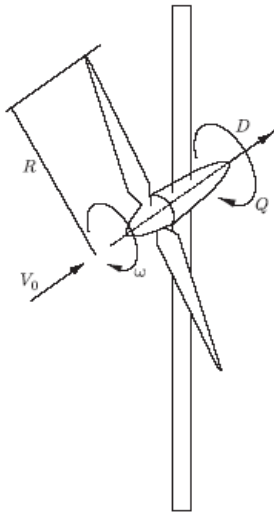


Fig. 7 Characterize operation of Horizontal axis turbines

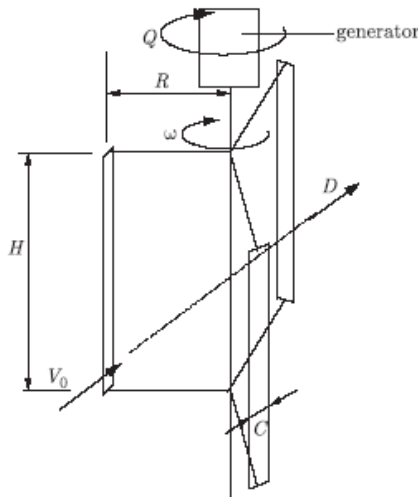


Fig. 8 Characterize operation of vertical axis turbines

IV. PERFORMANCE

The conversion of kinetic energy of water is done by vertical and horizontal turbines where the turbine blades would turn the generator and capture the energy of the water flow to produce electricity.

In order to quantify the performance of turbines, many researchers focus on increasing the output power of turbines. The power coefficient (C_p) shows that the hydrokinetic

turbines can only harness a fraction of the total kinetic power thus; improvement on turbine system is required to reach a high value of performance coefficient (VPC).

The Performance coefficient C_p depends on the velocity of current and design of system. Increase of C_p which can be done in two ways [36]. One of them is by increasing the water current velocity by:

- 1) Installing the turbine system at places where the land slopes or water current velocity are relatively higher.
- 2) Increasing water flow speed by creating man-made channel, where the frictional resistance can be minimized.
- 3) Increasing water flow velocity at the inlet of turbine by using nozzle or duct [37]-[39].

Another method is increasing the performance coefficient of the system by improving the blade form, profile or include more information about new design or developing other turbine system as seen in [13], [14], [40]-[46].

V. CONCLUSION

Nowadays, growing population, electricity demand and pollution due to fossil fuels have encouraged people encourages to use renewable energy instead of fossil fuels. Hydropower is undeniably the first choice for renewable energy that can harness the kinetic energy of water by implementation of turbines. Improvement of turbines is compulsory increase their performance.

Today, many researchers attempt to offer new concept, new design or new device to enhance performance coefficient.

ACKNOWLEDGMENT

The authors would like to thank the Faculty of Mechanical Engineering in Universiti Teknologi Malaysia (UTM) for financial support under MOHE-UTM-Vote No. 01G36.

REFERENCES

- [1] M. S. Güney, K. Kaygusuz. "Hydrokinetic energy conversion systems: a technology status," review. *Renew. Sust. Ener. Reviews. j.* vol. 14, no.9, pp. 2996–3004, 2010.
- [2] J.A.Fay, D.S. Golomb, "Energy and the environment," Oxford: Oxford University Press; 2002.
- [3] S. Kanga, I. Borazjania, J.A. Cloby, F. Sotiropoulos, "Numerical simulation of 3D flow past a real-life marine hydrokinetic turbine". *Adv.in water res. J.* vol. 39, pp. 33–43, April 2012.
- [4] O. Paish, "Small hydropower: technology and current status," *Renew.Sust.Ener. Reviews J.* vol. 6, no. 6, pp. 537–56, 2002.
- [5] G. G. Williams, P. Jain, "Renewable energy strategies. Sustain," *Envi. and Sus., J.* vol. 23, pp. 29-42, 2011.
- [6] D.J. Bertsch "Hydro kinetic energy: trying to navigate the energy and wave law Frame work to develop new renewable energy technology". Available from: <http://www.elizabethburleson.com/HydrokineticEnergyDerekBertsch.pdf> [Accessed 8.6.12].
- [7] D. Gauntlett, P. Asmus, "Executive summary: hydro kinetic and ocean energy". Pike Research, Clean tech. Market Intelligence.2009.
- [8] P.D. Moeller, J.R. Norris, "Verdant Power," LLC, 4640 13th Street, North, Arlington, VA 22207, USA; October, 2008, URL <http://www.verdantpower.com/category/newsroom>.
- [9] C. Bear, B.D. Clare, "New Energy Corporation Inc," (NECI), Suite 473, 3553 31 st Street NW, Calgary, Alberta, T2L 2K7; October 2008. URL <http://www.newenergycorp.ca>.
- [10] H. Tanbhir, U.A. Nawshad, N. Islam, S. Ibnea, K. Syfullah, R. Rahman. "Micro hydro power: promising solution for off-grid renewable energy source," *Scient.&Engin. Res. J.* vol. 2, no. 12, 2011.

- [11] J. Khan, "In-stream Hydrokinetic Turbines". *Hydro volts institute Power. Tech. Labs*, 2006.
- [12] K. Sornes. "Small-scale water current turbines for river applications". *Zero Emission Resource Org.* January 2010.
- [13] K. Golecha, T.I. Eldho, S.V. Prabhu, "Influence of the deflector plate on the performance of a modified Savonius water turbine," *Appl. Ener. J.* vol. 88, no. 9, pp. 3207-17, 2011.
- [14] K. Golecha, T.I. Eldho, S.V. Prabhu, "Investigation on the performance of a modified Savonius water turbine with single and two deflector plates," 2011, *The 11th Asian Fluid Machinery Int. Conf. and the 3rd Fluid Power Technology Exhi., Chennai, India*.
- [15] A. Sieminski, H.K. Gruenspecht, J. Conti, Analyses and Projections, U.S. Energy Information Administration, 2011.
- [16] H. J. Vermaak, K. Kusakanan, S.P. Koko, "Status of micro-hydrokinetic river technology in rural applications," *Renew. Sus. Ener. Reviews. J.*, vol. 29, pp. 625-633, 2014.
- [17] H. Zhou, "Maximum power point tracking control of hydrokinetic turbine and low-speed high-thrust permanent magnet generator design [MSc thesis]. Missouri University of Science and Technology, 2012.
- [18] M. Kuschke, K. Strunz, "Modeling of tidal energy conversion systems for smart grid operation," *In: IEEE Power and Energy Society General Meeting (Detroit)*, 2011.
- [19] K. Yuen, K. Thomas, M. Grabbe, P. Deglaire, M. Bouquerel, D. Osterberg, "Matching a permanent magnet synchronous generator to a fixed pitch vertical axis turbine for marine current energy conversion," *Ocea. Engin. J. IEE*, vol. 34, no. 1, 2009.
- [20] M.J. Khan, G. Bhuyan, M.T. Iqbal, "Hydrokinetic energy conversion systems and assessment of horizontal and vertical axis turbines for river and tidal applications," *Appl. Ener. J.* vol. 86, pp. 1823-1835, 2009.
- [21] K. Golecha, T.I. Eldho, S.V. Prabhu, "Study on the interaction between two hydrokinetic Savonius turbines," *Rotat. Mach. J.* vol. 2012, no. 2012, pp.1-10, 2011.
- [22] R.L. Radkey, B.D. Hibbs, "Definition of Cost Effective River Turbine Designs," Tech. Rep. AV-FR-81/595 (DE82010972), 1981.
- [23] A.M. Tuckey, D.J. Patterson, J. Swenson, "A kinetic energy tidal generator in the Northern Territory-results," in 1997 *Proc. IECON, IEEE*; vol. 2, pp. 937-42.
- [24] A. Hodgson, S. Shoulder, "SMD Hydrovision," Wincomblee Road, Newcastle upon Tyne NE6 3QS, UK; October 2008.
- [25] L. Geraldo, F. Tiago, "The state of art of Hydrokinetic power in Brazil," 2003, *Int. conf. Small Hydro Technologies*, Buffalo, NY, USA.
- [26] S. Kiho, M. Shiono, K. Suzuki, "The power generation from tidal currents by Darrieus turbines," *In Proc. World Renewable Energy Congress*, Denver, Colorado, USA, vol. 2, 1996, pp. 1242-45.
- [27] S. Kihon, M. Shiono, "Electric power generations from tidal currents by Darrieus turbine at Kurushima straits," *IEEE trans. Japan*, vol. 112, no. 6, pp. 530-8, 1992.
- [28] M. Shiono, K.K. Suzuki, S. Kiho, "An experimental study of the characteristics of a Darrieus Turbine for tidal power generation," *Elect. Eng. Jap. J.* vol. 132, no. 3, pp. 38-47, 2000.
- [29] A.N Gorban, A.M. Gorlov, V.M. Silantyev, "Limits of the turbine efficiency for free fluid flow," *Energy. Res. Tech. J.ASME*, vol. 123, pp. 311-7, 2001.
- [30] G.G. Portnov, I.Z. Palley, "Application of the Theory of naturally curved and twisted bars to designing Gorlov's Helical turbine," *Mech. Compos. Mater.*, J. vol. 34, no. 4, PP. 343-54, 1998.
- [31] I. Paraschivoiu, "Wind turbine design: with emphasis on Darrieus concept," Canada: *Poly tech. Int Press*; 2002. ISBN 2-553-00931-3.
- [32] T. Maitre, J.L. Achard, S. Antheaume, "Hydraulic Darrieus turbines efficiency for free fluid flow conditions versus power farms conditions," *Renew. Ener. J.* vol. 33, pp. 2186-2198, 2008.
- [33] S.H. Han, J.S. Park, K.S. Lee, W.S. Park, J. H. Yi, "Evaluation of vertical axis turbine characteristics for tidal current power plant based on in situ experiment," *Ocea. Engin. J.* vol. 65, pp. 83-89, 2013.
- [34] S. E. Ben Elghali, R. S. K. Balme, M.E.H. Benbouzid, J. F. Charpentier, F. A. Hauville, "simulation model for the evaluation of the electrical power potential harnessed by a marine current turbine in the Raz de Sein," *Ocea. Engin. J.* vol. 32, no. 4, pp. 786-97, 2007.
- [35] A.G. Bryans, "Impacts of tidal stream devices on electrical power systems" [Ph.D. thesis]. The Queen's University of Belfast: Faculty of Engineering and Physical Science; 2006.
- [36] S.G. Mukrimin, "Evaluation and measures to increase performance coefficient of hydrokinetic turbines," *Renew. Sust. Ener. J.* vol. 15, pp. 3669-3675, 2011.
- [37] A. Tyrrell, C. Wright, Technology, Ventury duct-cost effective, 2004.
- [38] K. Shimokawa, A. Furukawa, K. Okuma, D. Matsushita, S. Watanabe, "Experimental study on simplification of Darrieus-type hydro turbine with inlet nozzle for extra-low head hydropower utilization," *Renew. Ener. J.* vol. 41, pp. 376-382, 2012.
- [39] F. Pont, G. S. Dutt, "An improved vertical axis water current turbine incorporating a channelling device," *Renew. Ener. J.* vol. 20, pp. 223-241, 2000.
- [40] T. Asim, R. Mishra, K. Ubbi, K. Zala, "Computational Fluid Dynamics Based Optimal Design of Vertical Axis Marine Current Turbines," *Proce. CIRP.J. vol.11*, pp. 323-327, 2013.
- [41] K. Golecha, T.I. Eldho, S.V. Prabhu, "Performance study of modified Savonius water turbine with two deflector plates," *Rotat. Mach. J.* vol. 2012, pp. 1-12, 2012.
- [42] W.M.J. Batten, F. Weichbrodt, G.U. Muller, J. Hadler, C. Semlow, M. Hochbaum, "Design and stability of floating free stream energy converter," 2011, *Proc. Int. ass. Hydro-Environment Research and engineering*, pp.2372-2379.
- [43] W.M.J. Batten and G.U. Batten, "Potential for using the floating body structure to increase the efficiency of a free stream energy converter", 2011, *Proc. Int. Ass. Hydro-Environment Research and Engineering*, 2364-2371.
- [44] J. Zanette, D. Imbault, A. Tourabi, "A design methodology for cross flow water turbines," *Renew. Ener. J.* vol. 35, pp. 997-1009, 2010.
- [45] M.K. Wright, E. David, "An experimental investigation of the approach flow conditions for a non-rotating, very low head water turbine model," *Rival, Experimental Thermal and Fluid Science*, Vol. 49, pp. 105-113, 2013.
- [46] O. Bin Yaakob, K.B. Tawi and D.T. Suprayogi Sunanto, "Computer Simulation Studies on the Effect of Overlap Ratio for Savonius Type Vertical Axis Marine Current Turbine", *engine. J.* vol. 23, no. 1, pp. 79-88, 2010.



Prof. Dr. Adi Maimun bin Abdul Malik obtained his B.Sc in Naval Architecture from the University of Strathclyde, Glasgow in 1983. He joined Universiti Teknologi Malaysia (UTM) as a tutor the same year. He later return to Strathclyde University for his Masters and Ph.D. in Marine Technology and obtained his degrees in 1985 and 1993

respectively.

He is currently serving as Professor of Naval Architecture at the Dept. of Aeronautics, Automotive and Ocean Engineering, Faculty of Mechanical Engineering. He was Head of Marine Laboratory (1986-1989), Head of Panel for Marine Technology (1999-2000), Head of Department for Marine Technology (2000-2007) and the Deputy Dean (Development) for the Faculty of Mechanical Engineering (2007-2011). He was appointed as head of Marine Hydrodynamics Research Group for Transportation Research Alliance, UTM (2010-2012).

Dr. Adi Maimun specializes mainly in the field of Marine Vehicles/Structures Dynamics using CFD, Time domain simulations and experimental work. He had taught, conducted research and consultancy work in the said field and had published over 50 papers in conferences and journals.

He is currently a Fellow Member of the Royal Institution of Naval Architects (UK) and a Chartered Engineer (UK). He had served as committee member in Malaysia Joint Branch of Royal Institution of Naval Architects (RINA) and Institute of Marine Engineers Science and Technology (IMarEST) since 2009 to 2013. In the international field he had served in the International committee board for the conferences of MARTEC (since 2002), APHYDRO (since 2002) and OMAE (2008). He also organized the MARTEC 2004 and APHYDRO 2010 and IMSE2013 as local chairman and Session chairman for WSEAS13 (2-4 April 2013, Kuala Lumpur).