

Skills for Open Science: Sharing Your Software, Data, & More

Kristina Vrouwenvelder, Ph.D
Program Manager, Open Science
ORCID: 0000-0002-5862-2502
kvrouwenvelder@agu.org

AGU OPEN
SCIENCE



24 journals

60,000 members across 137 countries

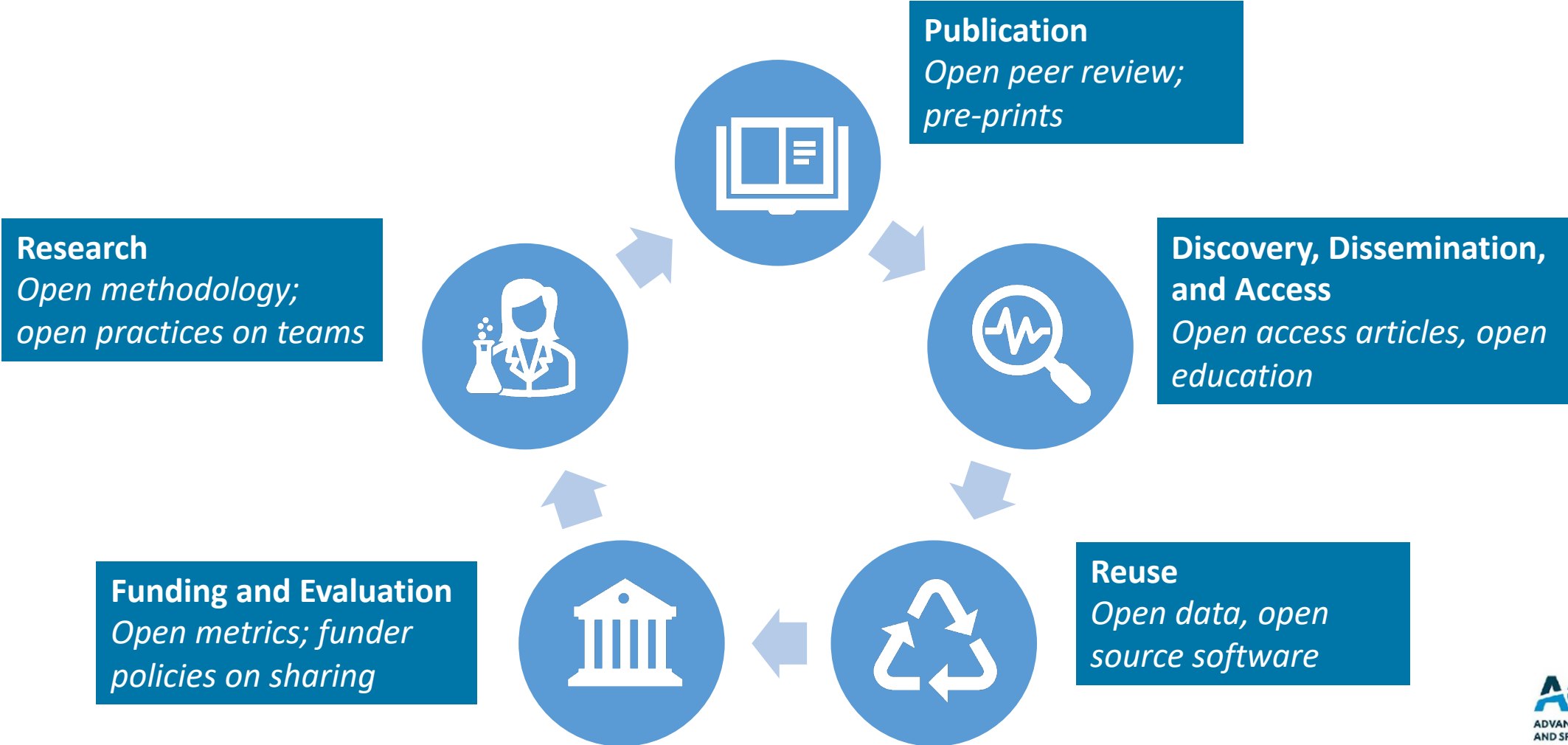
Annual meeting of ~25k researchers



Nonprofit scientific society governed by Board of
Directors and Council.



Open Science in the Research Ecosystem



Open Science's Benefits for Research



Accelerates Discovery

Connects researchers to datasets to better understand and address major geoscience questions¹



Broadens Research Impact

More citations for research and more connections for researchers (and the public)²



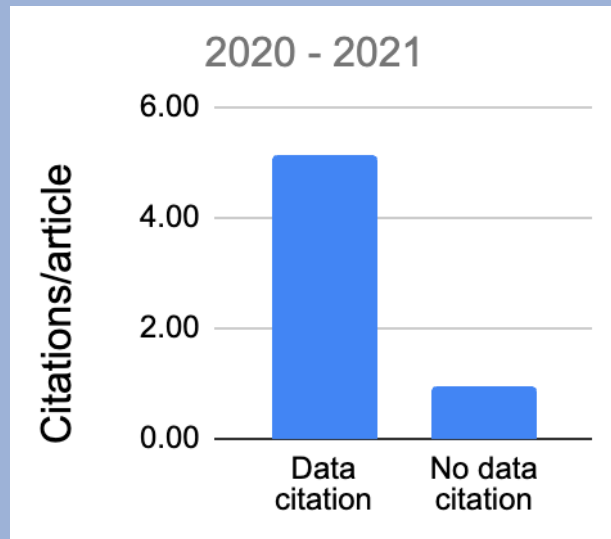
Builds Trust in Science

Enables greater research reproducibility, transparency, and access²

1: Maeda, 2012 (10.1007/s13280-012-0283-4); Huston, 2019 (10.14745/ccdr.v45i10a01); Sielemann, 2020 (10.7717/peerj.9954).

2: Sears, 2011 (<https://ui.adsabs.harvard.edu/abs/2011AGUFMIN53B1628S>); McKiernan, 2016 (10.7554/eLife.16800)

Open Science's Benefits for Research



It's not just AGU: Papers citing data are **25%** more likely to be cited.¹

Open access articles get up to **5x** more page views, more media coverage, and more citations.¹

Open Science Policy in the U.S.


2013 - White House Office of Science & Technology Policy (OSTP) Holdren Memo: *Expanding Public Access to the Results of Federally Funded Research*

- 1 year embargo for research publications
- Importance of public access to research data sets

2022 - OSTP Nelson Memo: *Ensuring Free, Immediate, and Equitable Access to Federally Funded Research*

- Dec. 31st, 2025 deadline
- Publications and their supporting data publicly accessible, no embargo
- Data access for all federally-funded research data

Open Science at AGU



2017: AGU partners with community, COPDESS on enabling FAIR Data project (copdess.org).

2021: Data and Software Sharing Guidance for Authors Submitting to AGU Journals published.

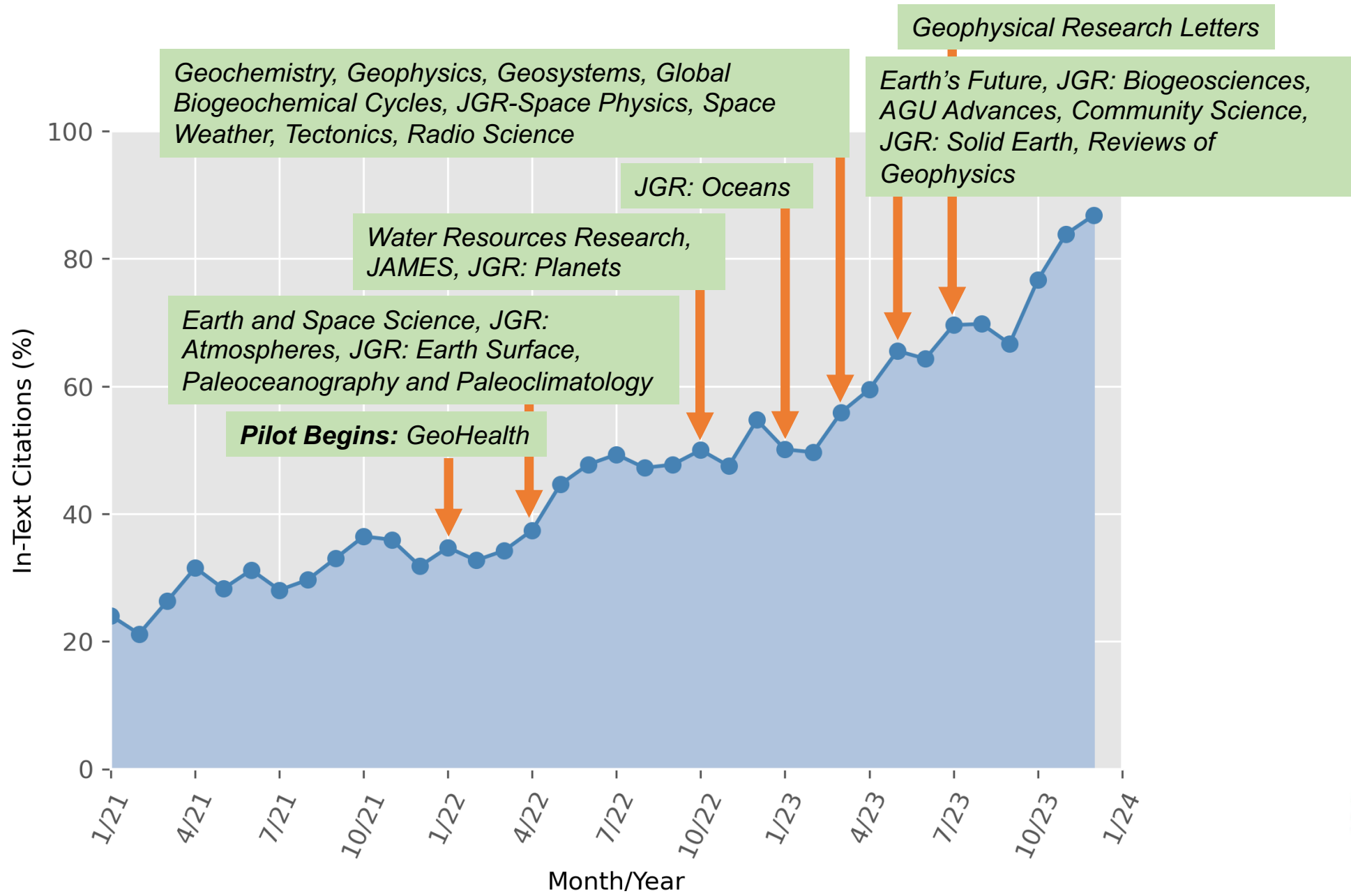
2022: First AGU journal (*GeoHealth*) enters **Data Citation Pilot**.

Aug 2023: All AGU journals entered in Data Citation Pilot.

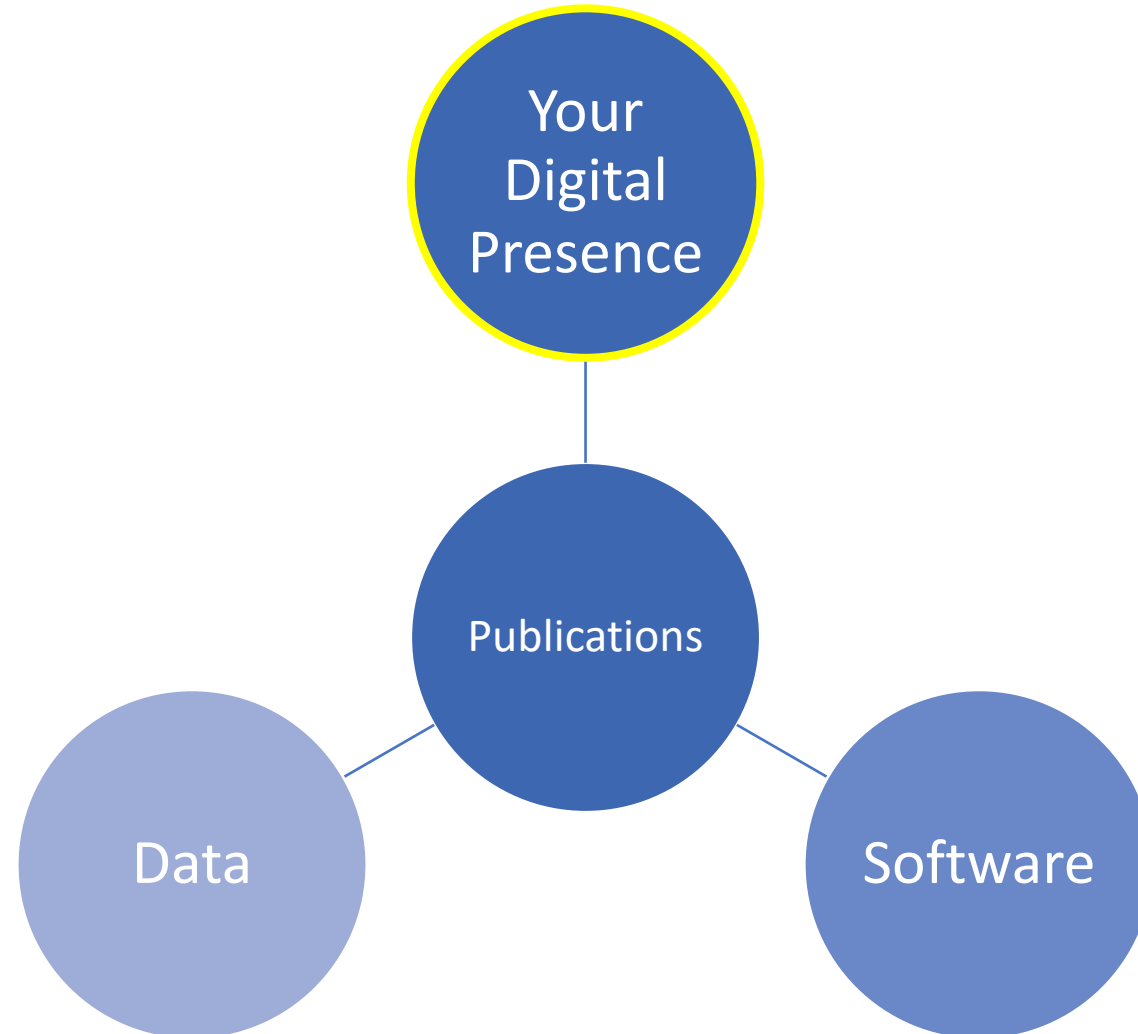
Dec 2023: First **Open Science Recognition Prizes** are awarded at AGU23.

All of AGU's journals offer open access options; 12 are fully open.

Open Science at AGU: the Data Citation Pilot



Skills for Opening Your Science

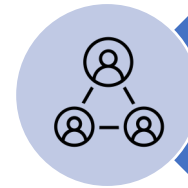


Who Searches Your Digital Presence?

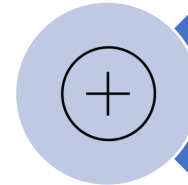
- ✓ Researchers reviewing the literature
- ✓ Possible collaborators
- ✓ Advisor, institution, or employer
- ✓ Journal editors looking for reviewers
- ✓ Funders
- ✓ Societies and associations
- ✓ Community groups, local government, ...

Who Searches Your Digital Presence?

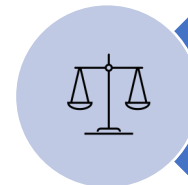
- ✓ Researchers reviewing the literature
- ✓ Possible collaborators
- ✓ Advisor, institution, or employer
- ✓ Journal editors looking for reviewers
- ✓ Funders
- ✓ Societies and associations
- ✓ Community groups, local government, ...



Connect with new collaborators



Increase citations to your work and enhance your research impact



Highlight your contributions to science *beyond* the publication

Why Do I Care?



charlie shobe

- charlie shobe
Charles M. Shobe
- charlie shobe **artist**
- charlie **schlatter** characters
- charlie **in good luck** charlie **now age**

Google Search I'm Feeling Lucky

Report inappropriate predictions

LinkedIn
<https://www.linkedin.com/charlie-shobe-46b12a202>

Charlie Shobe - Marine Safety - City of Laguna Beach


Irvine, California, United States · Marine Safety · City of Laguna Beach

Charlie Shobe · Student at Chapman university · View mutual connections with Charlie · Welcome back · Activity · Experience · Education · People also ...

Mutual Art
<https://www.mutualart.com/Artist/Charlie-Shobe>

Charlie Shobe | 4 Artworks at Auction

Charlie Shobe was an **artist** who was born in 1940. The **artist's** work has been offered at auction multiple times, with realized prices ranging from 27 USD to ...



Charlie shobe
<https://www.charlieshobe.com>

Charlie shobe – Research Geomorphologist at the USFS ...

On 7/14/2023 I left West Virginia University to join the U.S. Forest Service Rocky Mountain Research Station as a Research Geomorphologist. Given my new job, I ...





Search

[ADVANCED SEARCH](#) 

Showing **50** of **37814** results.

Items per page: 50 Page 1 of 757



ORCID ID	First Name	Last Name	Other Names	Affiliations
0000-0003-3015-1283	Charles	Shobe		College of William and Mary, Helmholtz Centre Potsdam - GFZ German Research Centre for Geosciences, University of Colorado, West Virginia University
0000-0001-8818-0541	William	Shobe	Bill Shobe	Lewis & Clark Law School, Regents of the University of Minnesota, University of Virginia
0000-0002-7563-7482	Elizabeth	Shobe		Stockton University, University of Toledo
0000-0001-6137-5058	Gladriel	Shobe		

Using your ORCID

Education

Work History

Funding

Publications

Peer review & service

Presentations, posters,
pre-prints

Datasets

Software

AGU Advances

Research Article | Open Access | CC BY-NC-ND

Strong Physical Contrasts Across Two Mid-Lithosphere Discontinuities Beneath the Northwestern United States: Evidence for Cratonic Mantle Metasomatism

Tianze Liu , Emily J. Chin, Peter Shearer

CORRESPONDING AUTHOR
Tianze Liu
 tianzeliu@gmail.com
 orcid.org/0000-0001-7953-2939

doi.org/10.1029/2023AV001014

Article is available as a PDF in the Supporting Information.

PDF TOOLS SHARE

Barriers to Data and Software Sharing: The Reference Manager Gap

Natalie Raia ([0000-0003-4939-3282](https://orcid.org/0000-0003-4939-3282)), Postdoctoral Research Associate, School of Information, University of Arizona
Kristina Vrouwenvelder ([0000-0002-5862-2502](https://orcid.org/0000-0002-5862-2502)), Program Manager, Open Science Leadership, American Geophysical Union

Motivation: Are reference managers adequately developed to enable data and software citation?
Method: Compare citation import, export, and

Dataset Citation
Q: Are repositories providing citation guidance on their

Q: What are common citation errors among reference managers?

Zotero (browser plug-in)

THE UNIVERSITY OF ARIZONA
 AGU ADVANCING EARTH AND SPACE SCIENCES

Your ORCID Record

Using your
ORCID –
everything else!

Activities

Expand all

> Employment (1)

Sort

← Add your affiliations
and employers!

> Professional activities (2)

Sort

← Your service

> Funding (4)

Sort

← Grant information

> Works (50 of 209)

Sort

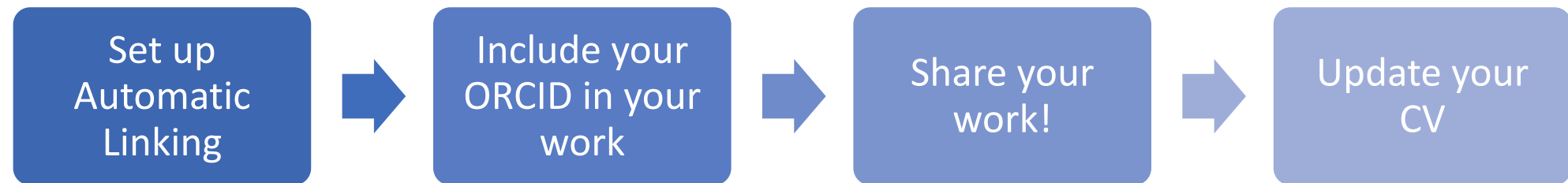
← Journal articles,
presentations,
datasets, software...

> Peer review (1 review for 1 publication/grant)

Sort

← Even your peer
reviewing!

Keeping your Digital Presence Updated



Set Up Automatic Linking:

For CrossRef, to link your publications:



For DataCite, to link other works (presentations, posters, datasets, software):



If Something's Missing:

- **Auto-Linking:** [Add works by direct import from other systems](#) to import links to your publications and other works to your ORCID record.
- [Add works using an identifier](#)
- [Import works from a BibTeX file](#)
- [Add works manually](#)



The screenshot displays a user interface for managing a list of works. At the top, a green header bar contains a dropdown arrow, the text 'Works (6)', and icons for 'Add' and 'Sort'. Below the header, there is a selection area with a checkbox for 'Select all (6)', the text 'Items currently selected (0)', and an 'Actions' dropdown menu. The main content area shows a list item for 'Thor: Conceptual Model Of Persistent Identifier Linking'. The item details include the date '2016-03-31 | Report', the DOI '10.5281/ZENODO.48705', and the funding information 'Funded by GRANT_NUMBER: H2020-EU.1.4.1.3'. The source is listed as 'Sofia Maria Hernandez Garcia'. A context menu is open over the item, listing options: 'Search & link', 'Add DOI', 'Add PubMed ID', 'Add BibTeX', and 'Add manually'.

Include your ORCID in...

- **manuscripts** & submission systems
- grant applications (as prompted)
- your institution's research information management system
- Your **other shared works**, including datasets, software/code, presentations and posters
- Your business cards, website, and **CV** or resume

Article title

Author A  , Author B  , Author C, Author D, Author E 

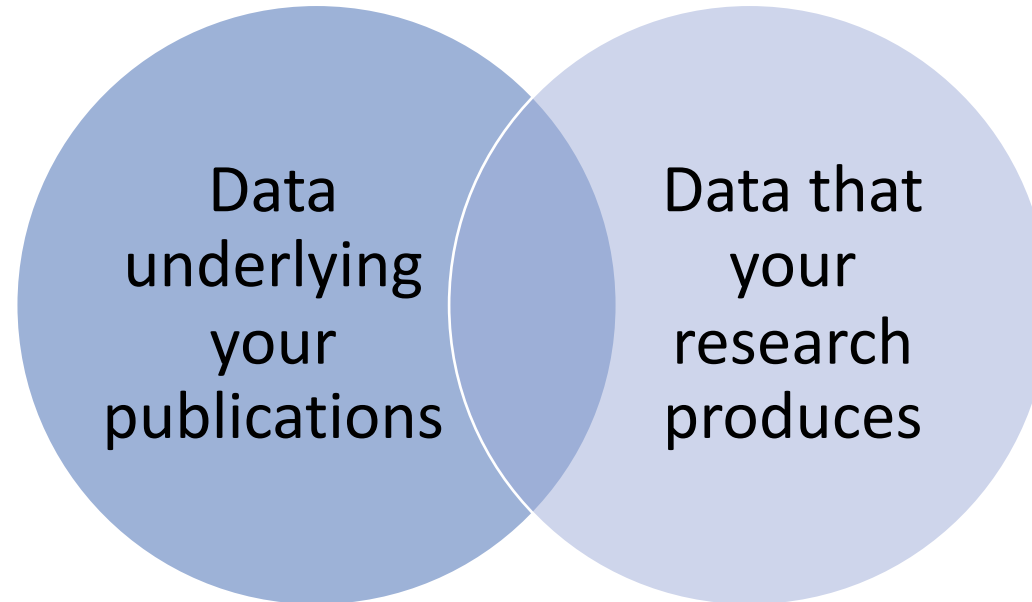
Connect your ORCID to ScienCV to import your BioSketch and Current and Pending Support!
Also compatible with Canadian Common CV, or export your works from ORCID to a BibTex file to update your CV!

ORCID records will export directly to Digital Measures-- used by many universities.

Skills for Opening Your Science



What data should I share?



This might include:

- Data from **observations** collected in the field;
- Data from **satellites** (primarily level 2 or 3);
- Data from **laboratory experiments**;
- All data displayed in the figures of the paper

Get your data ready

Sharing your data enables reuse and collaboration (more impact!)

Documentation:

- Include good metadata – the data about the data
- Create standardized, logical file structures and file names
- Include README files with your datasets
 - Define abbreviations, leave notes about methodologies, ...

Storage

- Use non-proprietary file formats designed for long-term use
- Set up automatic backups!
- Preserve your data in a repository with a persistent identifier (DOI) and metadata appropriate for your discipline/domain

Discovery

- Cite your data in your papers!
- Add your data to data portals, as appropriate

Choosing a repository

Your data's forever home

- Are there repositories specific **to your discipline**?
- Other musts:
 - Datasets should receive a citable & unique persistent ID, like a **DOI**
- Google Drive, Box, FTP servers, etc.
 - Often incompatible with peer review
 - Not citable
 - Not permanent storage

Skills for Opening Your Science



Get your software ready

Sharing software builds collaboration and increases transparency.

- Use **open source software tools** when possible
- Create **standardized, logical variable names** and file structures
- Choose a **license** for your code
 - Visit <https://choosealicense.com/>
- Use a system for **version control!**
 - Platforms such as **GitHub**, **GitLab**, or **Open Science Framework** (OSF), provide additional collaborative and online backup capabilities
- Add a citation.cff file to your repository so others can **cite your work.**

If you need to get started with version control, check out the Software Carpentries lesson on Git!

main 3 branches 9 tags Go to file Add file Code

	hainesr README: BibTeX -> BibT...	3e808b3 2 weeks ago	516 commits
📁	.github/workflows	Update docs Action to use the latest depl...	3 months ago
📁	bin	Turn on and fix rubocop Style/FrozenStrin...	5 years ago
📁	lib	Update version number, CHANGES and Cl...	2 weeks ago
📁	test	BibTeX: output months as three letter abb...	3 months ago
📄	.gitignore	Remove the .ruby-* files from the repo.	2 years ago
📄	.rubocop.yml	Add code to ModelPart to quickly define...	7 months ago
📄	.simplecov	Turn Coveralls reporting back on after m	
📄	CHANGES.md	Update version number, CHANGES and	
📄	CITATION.cff	Update version number, CHANGES and	
📄	CODE_OF_CONDU...	Add a code of conduct.	
📄	CONTRIBUTING.md	Add contribution guidelines.	
📄	Gemfile	Turn on and fix rubocop Style/FrozenStr	
📄	LICENCE	Update licence years for recently edited	
📄	README.md	README: BibTeX -> BibT...	2 weeks ago

About

A Ruby library for manipulating CITATION.cff files.

[ruby](#)
[yaml](#)
[metadata](#)
[sustainability](#)
[attribution](#)
[citation](#)
[standard](#)
[credit](#)
[research-software-engineering](#)

- 📖 Readme
- 📄 Apache-2.0 license
- 📄 Code of conduct
- 📄 Cite this repository**

Cite this repository

If you use this software in your work, please cite it using the following metadata. [Learn more](#)

APA
 BibTeX

Haines, R., & The Ruby Citation File Forma

[View citation file](#)

Supported by:



Documenting your software

- Read the **style guide** for your programming language for best practices
- **Comment your code** and use a standardized, meaningful format for variable and function names.
 - Imagine you'll need to explain your code to a colleague.
- To **share your code** with other scientists, you may need to include other information alongside your code.
 - E.g., scenarios when your model can be applied or conditions for initial parameters
- Include README files with your code
 - Information about versions, code contributors, coding standards, dependencies...



Check out this guide to documenting code for a list of related resources!

You might find a tool like <https://readme.so/> helpful for creating README files.

Sharing Your Software



Issuing a persistent identifier for your repository with Zenodo [↗](#)

To make your repositories easier to reference in academic literature, you can create persistent identifiers, also known as Digital Object Identifiers (DOIs). You can use the data archiving tool [Zenodo](#) to archive a repository on GitHub.com and issue a DOI for the archive.

Tips:

- Zenodo can only access public repositories, so make sure the repository you want to archive is [public](#).
- If you want to archive a repository that belongs to an organization, the organization owner may need to [approve access](#) for the Zenodo application.
- Make sure to include a [license](#) in your repository so readers know how they can reuse your work.

<https://docs.github.com/en/repositories/archiving-a-github-repository/referencing-and-citing-content>

Notebooks Now!: Computational notebooks as scholarly communication

AGU Home Showcase Author Instructions

Notebooks Now!

In 2024, AGU will be developing the capability for authors to publish computational notebooks alongside their AGU publications. If you would like to be involved in this initiative, please indicate your interest at submission time or by completing the form below, and we will get in touch.

[Subscribe for Updates](#) [Read Editorial](#)

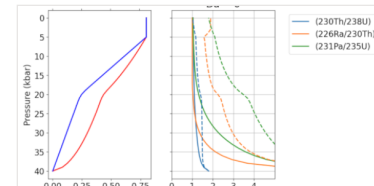
<https://agu.curve.space/>; <https://data.agu.org/notebooks-now/>

Research Articles

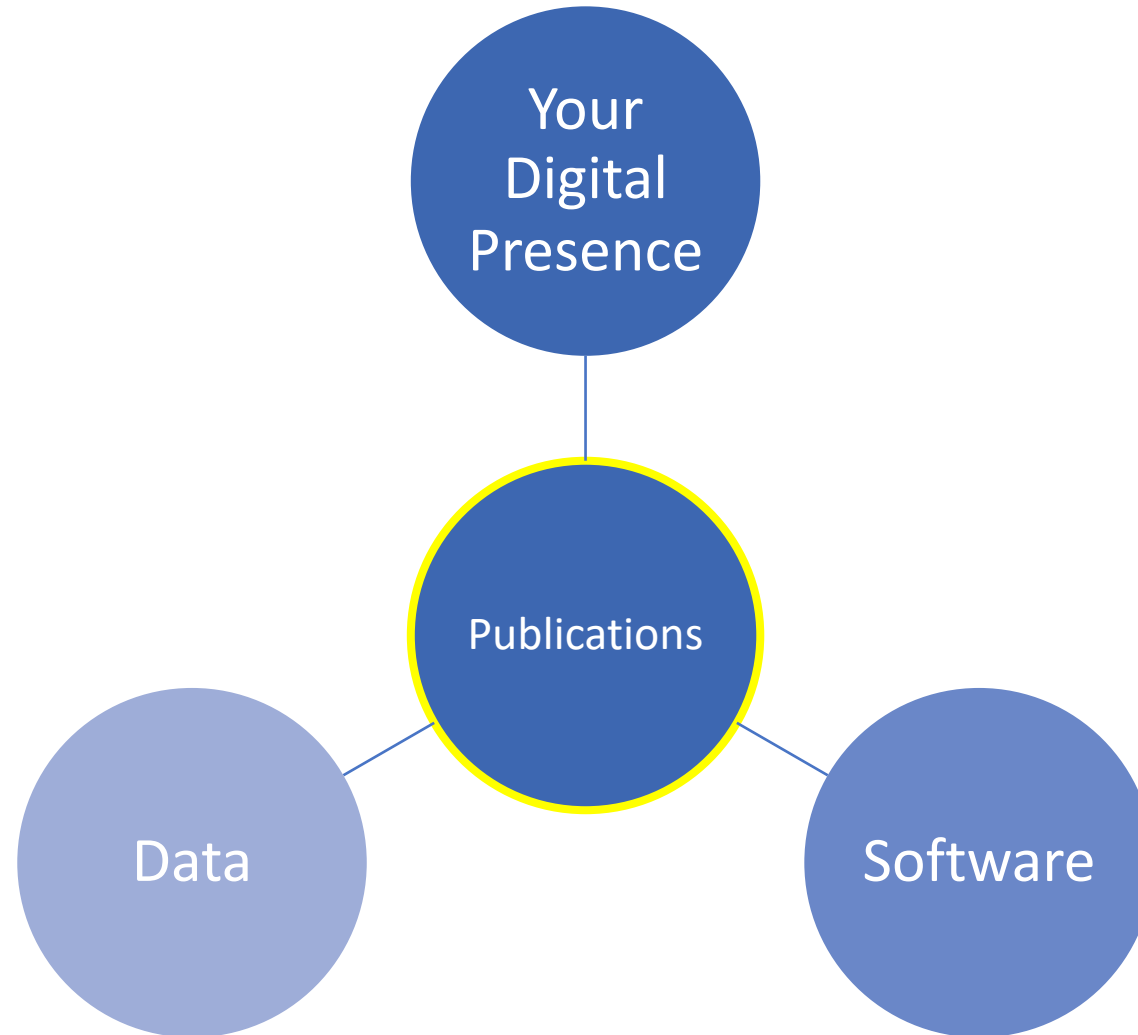
ORIGINAL Oct 1, 2021

pyUserCalc: A revised Jupyter notebook calculator for uranium-series disequilibria in basalts

Lynne J. Elkins, Marc Spiegelman




Skills for Opening Your Science



Data and software in your scientific papers



Plan where to share your data and software early!



Make sure **reviewers and editors** have access to your data and software.



Include a citation to your data and software in your paper!

A quick note about software & scientific papers

What do we mean by software? This could include...

- software or code that you used for analysis and visualization of the data
 - software or code used to produce a model output
-
- **Proprietary programs** that can't be shared:
 - Mention in your Methods section and Availability Statement in the Open Research Section
 - If your work depends on scripting in **Python, R** or another scientific programming language, and/or builds off an existing model/analysis package, you should...
 - **If it's your code:** publish it in a repository like Zenodo so it can be used by others
 - **If it's someone else's code:** cite their code, including the version!

How to write a Data(Software) Availability Statement

Appears at the end
of your paper!



Open Research

Data Availability Statement

All software and processed data required to enable the reader to reproduce our results are published via Zenodo at <https://doi.org/10.5281/zenodo.8398701> (Baker et al., 2023). The MITgcm (Marshall et al., 1997) is documented at <https://mitgcm.readthedocs.io> and available at <https://doi.org/10.5281/zenodo.1409237> (Campin et al., 2019). Observational CTD data along the SR1b section, collected by the ACCLAIM project and used in Figures 1e and 2 are available from https://www.bodc.ac.uk/data/bodc_database/ctd/search/ by selecting cruise identifier JR20091118. CTD and LADCP data along the SR1b section collected by the DIMES project used in Figure 4 are available from https://www.bodc.ac.uk/data/bodc_database/nodb/search/ by selecting cruise identifier JR20130317.

Supporting Information

References

How to write a Data(Software) Availability Statement

Include the following elements:

- **A brief description** of the type(s) of data or software
- **Repository Name(s)** where they are deposited
- **DOI (Persistent Identifier)**; or, if no DOI is available, Link to Data or Software
- **Citation in References section** [for all data and software with DOIs]
- **Version** of data or software
- **For Software Only:** link to publicly accessible development platform, if you'd like to encourage reuse
- **Access Conditions** (e.g. if Registration is Required)
- **Licensing/Permissions** (e.g. Creative Commons Attribution)



Check out AGU's full author guidance!

Example: Availability Statement

Data:

The [type of data] data used for [brief context, description] in the study are available at [repository, source name] via [DOI, persistent identifier link, OR URL if no persistent identifier is available] with [license, access conditions] [in-text citation in References, required for each DOI]

Software:

[Version number] of the [software name] used for [brief context, description of what the software was used for] is preserved at [DOI, persistent identifier link, OR URL if no persistent identifier is available], available via [license type, access conditions] and developed openly at [software development platform link]. [in-text citation in References, required for each DOI]



Check out AGU's full author guidance!

Example: Data or Software Citation

Data:

Edmunds, P. J., Didden, C., & Frank, K. (2021). Mean percentage cover of corals and *Porites astreoides* at each site by year at St. John, VI from 1992 to 2019 (Version 1) [Dataset]. Biological and Chemical Oceanography Data Management Office (BCO-DMO). <https://doi.org/10.26008/1912/BCO-DMO.843284.1>

Software:

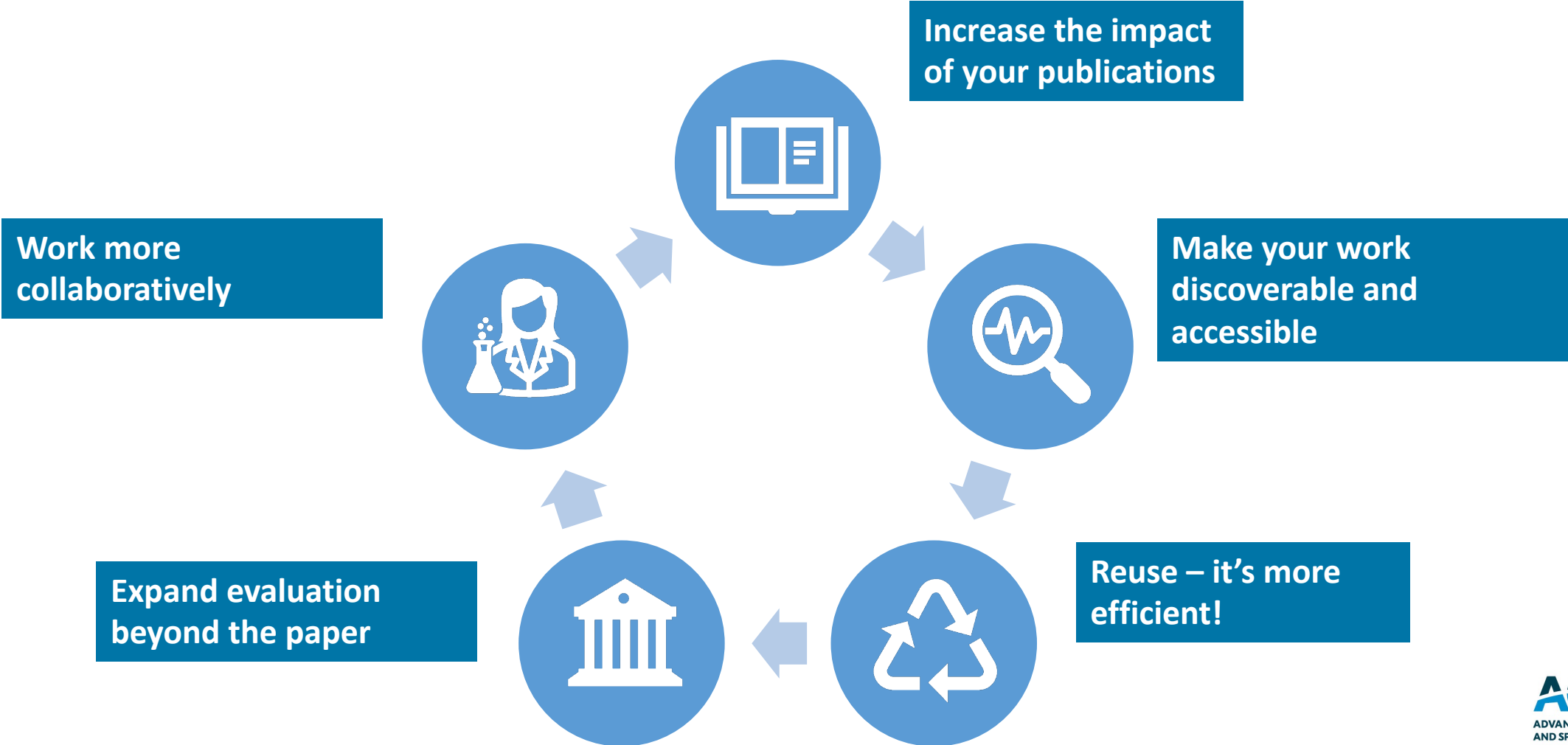
Shobe, C. (2023). Code and data for “The uncertain future of mountaintop-removal-mined landscapes 1: How mining changes erosion processes and variables” (v1.0) [Software]. Zenodo. <https://doi.org/10.5281/zenodo.10059514>

Include bracketed description!



Check out AGU's full author guidance!

Open Science skills can help you...



Thank you!



Questions or comments?

Email kvrouwenvelder@agu.org

For more Open Science content at AGU:

data.agu.org



Begin Your Open Science Journey:

BUILDING YOUR DIGITAL PRESENCE



BUILD YOUR DIGITAL CV:

- Register for an ORCID** at <https://orcid.org>. It provides a persistent digital identifier that distinguishes you from other researchers and supports automated linkages between you and your research activities.



TIP: Include your ORCID on all scholarly work: publications, datasets, software, presentations, posters, and the signature block of your emails.

- Enable automatic updates** from Crossref and DataCite in your ORCID profile. Follow the QR code on this postcard for a tutorial!
- Set a calendar reminder** every three months to check that all your work is connected and current in your ORCID profile.

Flip this card for more tips!



Get this digital postcard:



Begin Your Open Science Journey:

CITING AND MANAGING YOUR DATA



MANAGE YOUR DATA:

- Store your data in non-proprietary formats** where possible. Use compression file formats that don't lose information (e.g., TIFF) and use open source software where possible.



TIP: New habits take time! Commit to incorporating a few changes into your workflow and make a calendar event to check on progress.

- Adopt standardized file and folder naming conventions** for your files, projects, and groups.
- Create README files and keep them up-to-date** with a running log of actions and changes. Include basic elements that will help you create metadata for a dataset.
- Set up automatic backups** for your data and other files.

Flip this card for more tips!



Get this digital postcard:



Find more resources:

