

How we build a library escape game for 1st year University students

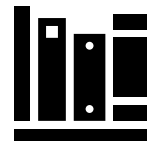
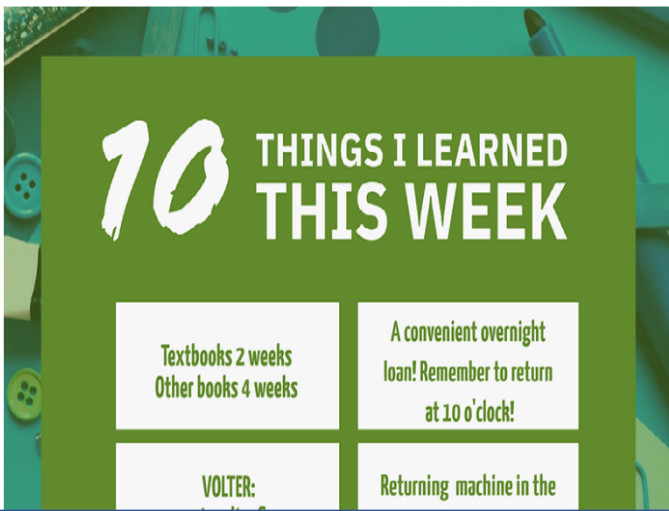
Questions or comments: tietopalvelu@utu.fi

My secret Diary

PLEASE DO NOT REVEAL THIS TO ANYONE IF YOU FIND IT

18.2023

I finally found a solution to the detail I considered the weak link in my plan. Why didn't I realize earlier that the university has a whole library with collections in mathematics, natural sciences, engineering, and medicine – what a treasure trove! The city library has such long waiting lists for the books I need that I can never get my hands on them, but now I found a new way and place to develop my plan! Insects are the solution!!

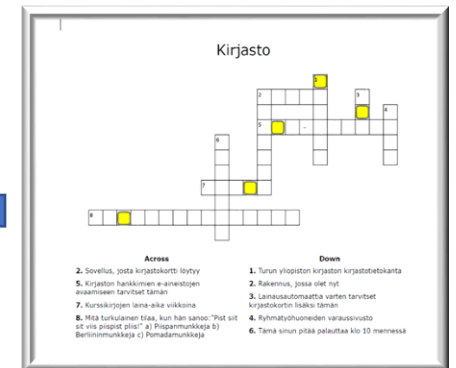



Library Escape Game for 1-year students

1. Starting point:

A table with:

- Starting story
- Crossword puzzle
- QR-code to the web diary



Our webdiary (on the left) is made by Adobe Express and is located at:

<https://new.express.adobe.com/webpage/ORZHAzcywjp42>

The story revolves around bookworms and a mysterious person at the library.

In the starting table we also had pencils and paper. It was also already told at the booking phase that a mobile phone was needed. The booking of the tour was made by tutors of the 1st year students. An ideal group involved the tutor and up to six 1st year students.



2.8.2023

I borrowed a laptop from the library today! With it, I can continue working on my plan without anyone finding my own computer. Thanks to the four-hour loan period, I can immerse myself in my tasks without constantly watching the clock.

Welcome to The Library, New Students!

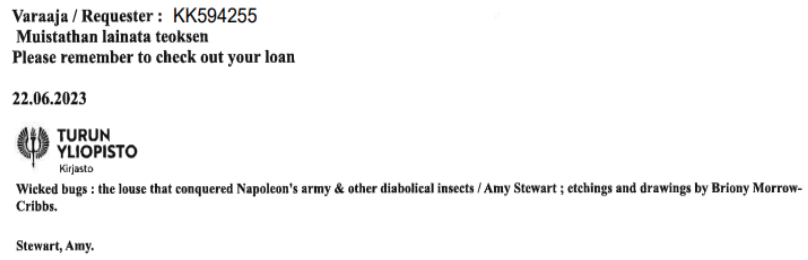
Enter the crossword solution here.

11.8.2023

Someone mischievous had borrowed the book I needed, and I won't be able to leisurely explore the bookworms today. Now, I have to wait for the reservation to arrive. Fortunately, there are still 135 days until Christmas, so there's plenty of time to wait. Luckily, on the reservation shelf, you can pick up your own books. Teutori Library has self-service hours in the mornings, so I can monitor the situation and find a quiet moment

2. After solving the crossword → a notification for a requested book


The clue behind the crossword puzzle solution is an arrival notice of a requested book :



The players needed to understand to go to the requested bookshelf and look for the book in question.

Between the book in question, there was a transparency slip with 3 marked squares. What the students now needed to understand:

- Look for the hint in the diary for the right page
- Use the transparency in the right page →
- Find the right numbers on the books page →
- Add the right numbers to the right place in the diary



Luckily, on the reservation shelf, you can pick up your own books. Teutori Library has self-service hours in the mornings, so I can monitor the situation and find a quiet moment to pick up my reservation without attracting unnecessary attention. Unfortunately, the borrowing and return machines are inconveniently located right near the entrance from my perspective, but fortunately, there is also a borrowing machine on the first floor where I can discreetly borrow the book.

Notes

Topic:

Bookworm

Detail

Several different species

Detail

Psocoptera

Detail

They eat books and paper

Conclusion

Excellent choice!

Teacher:

Name:

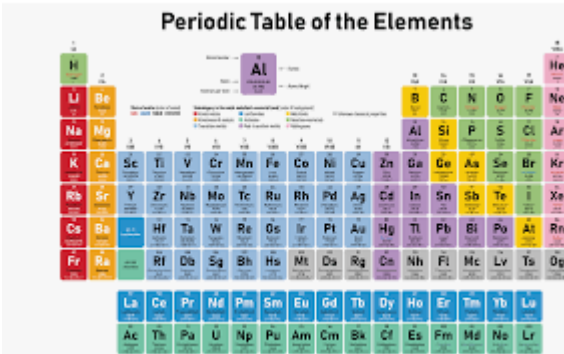
Date:

3. After using the transparency → the periodic table

As a solution from the requested book assignment the students will open another hint in the electronic diary. The hint is **the periodic table**. At the same time the players are meant to realise that in the diary there is a **scripted writing** they can open with the periodic table by replacing the numbers from the hint with related letters from the periodical table.

The name of the book:

Monmonier: How to lie with maps, 2. edition.



Periodic Table of the Elements

H	He																	He
Li	Be											B	C	N	O	F	Ne	
Na	Mg											Al	Si	P	S	Cl	Ar	
K	Ca	Sc	Ti	V	Cr	Mn	Fe	Co	Ni	Cu	Zn	Ga	Ge	As	Se	Br	Kr	
Rb	Sr	Y	Zr	Nb	Mo	Tc	Ru	Rh	Pd	Ag	Cd	In	Sn	Sb	Te	I	Xe	
Cs	Ba	Hf	Ta	W	Re	Os	Ir	Pt	Au	Hg	Tl	Pb	Bi	Po	At	Rn		
Fr	Ra	Rf	Db	Sg	Bh	Hs	Mt	Ds	Rg	Cn	Nh	Fl	Mc	Lv	Ts	Og		
		La	Ce	Pr	Nd	Pm	Sm	Eu	Gd	Tb	Dy	Ho	Er	Tm	Yb	Lu		
		Ac	Th	Pa	U	Np	Pu	Am	Cm	Bk	Cf	Es	Fm	Md	No	Lr		

Remember to look for the book: Mon42ni68: 67w to 3e W53th Ma15s, 2. painos

Enter the reservation puzzle code here

12.8.2023

I have found many potential workspaces here at Teutori. Usually, I barricade myself in the more relaxed working corners on the first floor, although I am at my most efficient at a proper desk. The quiet study area on the top floor is sometimes necessary! One of the calmest spots is in the basement's seasonal publication room, as the workspaces there are clearly not known to everyone! When I need to clear my thoughts, I take a moment to work on the library's puzzle. This way, I can sustain my focus on refining my plan for hours on end.

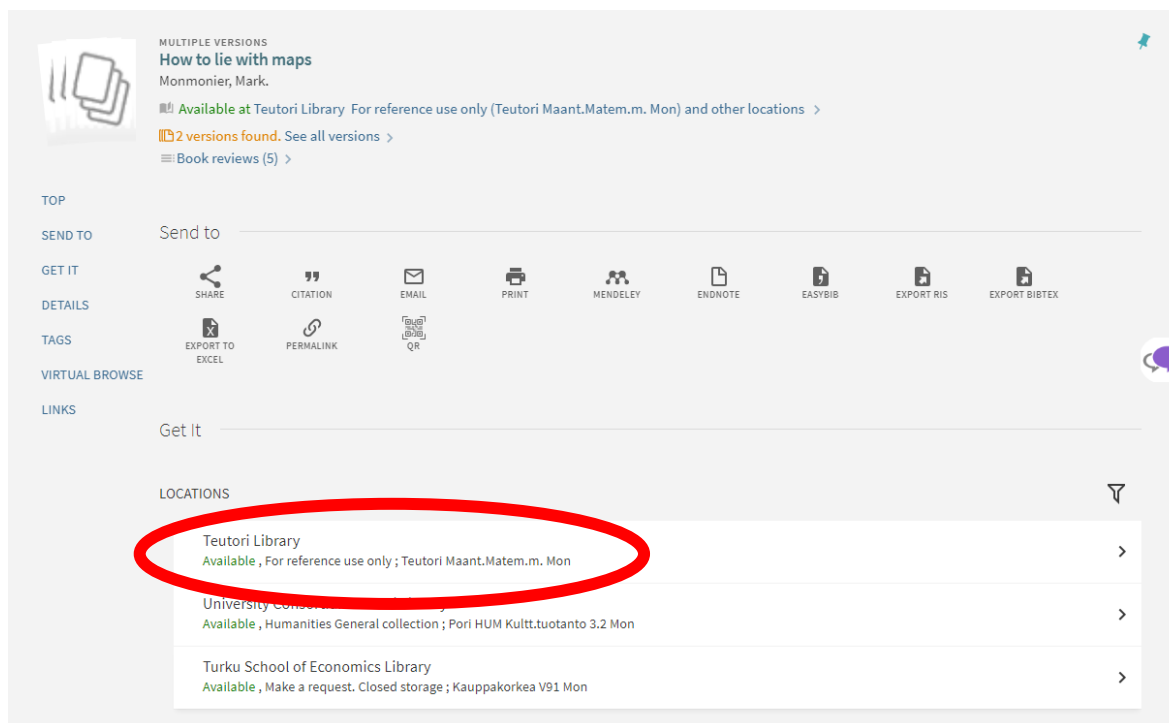
Remember to look for the book: Mon42ni68: 67w to 3e W53th Ma15s, 2. painos



4. After solving the periodic table puzzle → look for the physical book on the shelf

After solving the periodic table problem, the players now need to understand that in order to find the book in question they need:

- Use the library database to see where the book is located in the library
- Find the right shelf and book
- Realise that there is a new hint physically at the back of the book



Now I have gathered the necessary supplies to implement my plan. However, I have kept the bookworms far away from the library to prevent any harm to the library's materials. I just need to double-check a few small details and conceal my plan so that someday it will be revealed what groundbreaking things I have actually done.

14.8.2023

In the depths of my mind, an uneasy feeling gnaws at me that someone may have gotten wind of my intentions...



5. After finding the book → go see all group study spaces


From the behind of the physical book, the players see a coded list of our group study rooms:

Oh no, you've caught up with me! I've hidden a cache in the library. You'll find a clue to the hiding spot by collecting the codes I've scattered on the doors of the group study rooms:

1. Vanha Hissi
2. Valvomo
3. Kaari
4. Parkki
5. Lesti

What the students need to understand:

They need to get the codes from each group study room door in the right order.



These stairs lead to all four floors of the library. The four group study rooms are located on the mezzanine of the basement, and the old elevator is on the first floor (counting from the ground, so technically the third floor).

At the End:

Thank you for visiting; hopefully, we'll see you again. If you'd like, you can provide feedback on the gamified library tour!

[Give feedback on the library tour.](#)

6. After getting the codes from groups studyrooms → race to the finishline

As they follow the right order, they will get the shelf place for a text book:
Teutori Kurssik Jep

What the students need to understand:

- Teutori Kussik Jep is a text book shelf spot.

In the right place there is a fake book that looks like a book, but is filled with candy and patches.

The End