

The Survey Quality Predictor 3.0

Lydia Repke¹, Cornelia Neuert¹, & Wiebke Weber²
¹ GESIS – Leibniz Institute for the Social Sciences, Germany
² Ludwig-Maximilians-Universität München, Germany

What is SQP?

- A **software** to predict the quality of *continuous latent survey questions*
- A searchable open-access **database** of survey questions and estimates of their measurement quality in many different languages
- Freely available at



or <https://sqp.gesis.org/>

Facts

- Quality prediction available for
- 28 languages
 - 33 countries
 - continuous latent variables

Prediction algorithm is based on

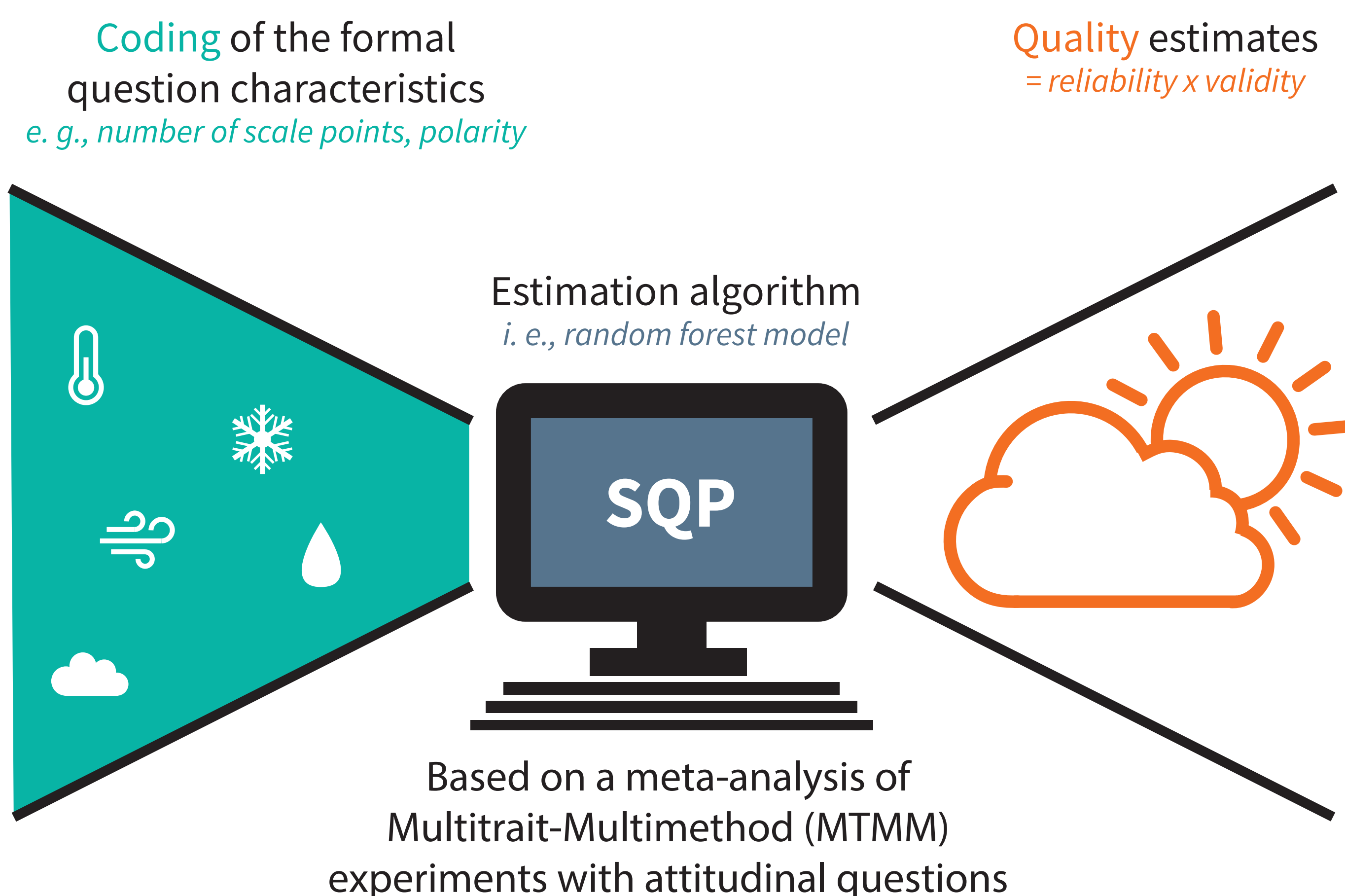
- >600 MTMM experiments

Database contains

- >75.000 survey questions

How does SQP work?

Almost like the weather forecast...



What can SQP be used for?

1 Questionnaire Development

- Search for already existing items in the database
- Add new survey questions, code their characteristics, and get a quality estimate
- Compare different versions of survey items and their quality estimates
- Download information from the database

2 Translation Checks

- Compare the formal and linguistic codes between different language versions of the same question (e.g., between source and translated version)
- Uncover translations that might be problematic

3 Correction for Measurement Error

- Use the quality estimates in your substantive analyses
- Discover the true correlations between items by correcting the observed correlations

Request

And on the whole, how satisfied are you with the way democracy works in the UK/Britain?
Still use this card.

extremely
dissatisfied

extremely
satisfied

0 1 2 3 4 5 6 7 8 9 10

Answer options

Coding Characteristics

Centrality

A bit central

Formulation of the request for an answer: Basic choice

Direct request

Number of fixed reference points

3

Range of the used scale bipolar/unbipolar

Bipolar

Neutral category

Present

Labels with short text or complete sentences

Short text

Request for an answer type

Interrogative

Language

English

Predictions

Reliability 0.774

Validity 0.918

Quality 0.710

Request

Y, en conjunto, ¿en qué medida está usted satisfecho con el funcionamiento de la democracia en España? Siga utilizando la misma tarjeta.

Completamente
insatisfecho

Completamente
satisfecho

0 1 2 3 4 5 6 7 8 9 10

Answer options

Coding Characteristics

Centrality

A bit central

Formulation of the request for an answer: Basic choice

Direct request

Number of fixed reference points

3

Range of the used scale bipolar/unbipolar

Bipolar

Neutral category

Present

Labels with short text or complete sentences

Short text

Request for an answer type

Interrogative

Language

Spanish

Predictions

Reliability

0.783

Validity

0.904

Quality

0.708

Request

Genel olarak, Türkiye’de demokrasinin işleyiş biçiminden ne kadar memnunsunuz? Lütfen yine bu kartı kullanarak cevap veriniz.

Hiç memnun değilim

Son derece memnunum

0 1 2 3 4 5 6 7 8 9 10

Answer options

Coding Characteristics

Centrality

A bit central

Formulation of the request for an answer: Basic choice

Indirect request

Number of fixed reference points

2

Range of the used scale bipolar/unipolar

Unipolar

Neutral category

Not present

Labels with short text or complete sentences

Complete sentences

Request for an answer type

Interrogative

Language

Turkish

Predictions

Reliability

0.798


Validity

0.868

Quality

0.693

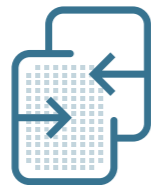
Must-Know Features of SQP 3.0




Search the database



Add your questions



Compare questions



Download codings

**PULL
HERE**

 **PULL
HERE**

Continuous latent survey questions measure unobservable concepts that can take an infinite set of values although they are often measured in a limited number of categories.

e.g., political satisfaction, immigration perception, social trust



Factual, observable questions for which the answers can be right or wrong cannot be evaluated by SQP.

e.g., background or demographic questions, facts, behavioral questions



PULL HERE

Continuous latent survey questions measure concepts that can take an infinite set of values and are often measured in a limited number of categories. In fact, observable questions for which the true or wrong cannot be evaluated by SQP.

Must-Know Features of SQP 3.0

- Search the database
- Add your questions
- Compare questions
- Download codings

ODISSEI CONFERENCE FOR SOCIAL SCIENCE 2023
BEST POSTER AWARD
 presented by
Lydia Lopez
The Survey Quality Predictor 3.0
 Lydia Lopez

gis The Survey Quality Predictor 3.0

Lydia Lopez, Cornelia Baumert & Wolfram Weitzel
 GESIS – Leibniz Institute for the Social Sciences Germany
 Ludwig Maximilians Universität München, Germany

What is SQP?

- A software to predict the quality of continuous latent survey questions
- A searchable open access database of survey questions and estimates of their measurement quality in many different languages
- Freely available at <https://sqp.gesis.org/>

Facts

- Quality prediction available for 28 languages, 33 countries, continuous latent variables
- Prediction algorithm is based on +600 MTMM experiments
- Database contains +15,000 survey questions

How does SQP work?

Almost like the weather forecast...

Coding of the formal question characteristics (e.g. number of latent points, polarity) → Estimation algorithm (e.g. continuous latent model) → Quality estimates (reliability, validity)

Based on a meta-analysis of Multitrait-Multimethod (MTMM) experiments with attitudinal questions

What can SQP be used for?

- Questionnaire Development**
 - Search for already existing items in the database
 - Add new survey questions, code their characteristics, and get a quality estimate
 - Compare different versions of survey items and their quality estimates
 - Download information from the database
- Translation Checks**
 - Compare the formal and linguistic codes between different language versions of the same question (e.g. between source and translated version)
 - Uncover translations that might be problematic
- Correction for Measurement Error**
 - Use the quality estimates in your substantive analyses
 - Discover the true correlations between items by correcting the observed correlations