

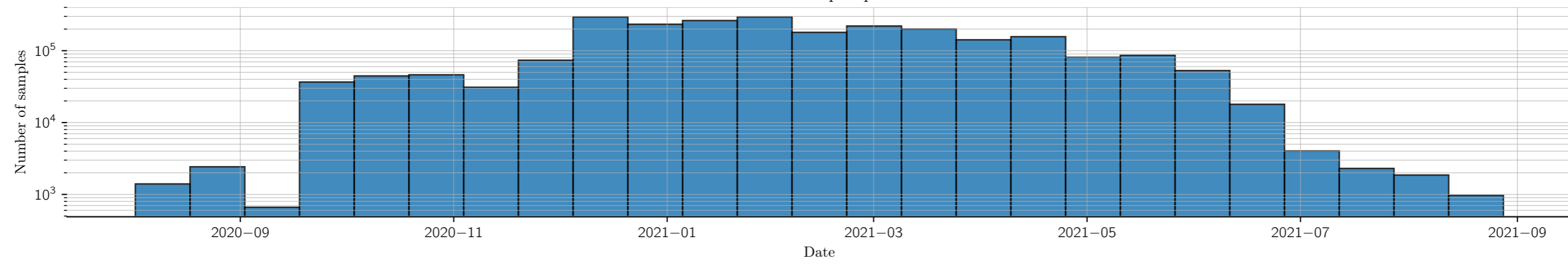
Number of samples per Massif



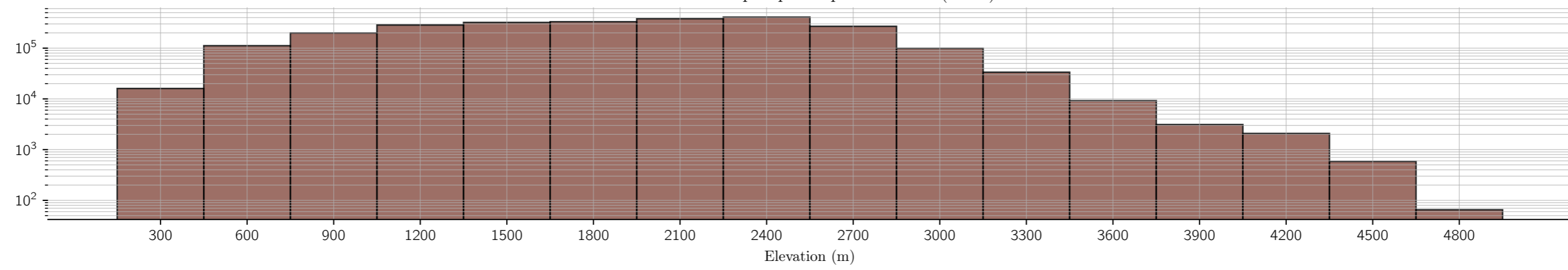
Number of samples per type of acquisition



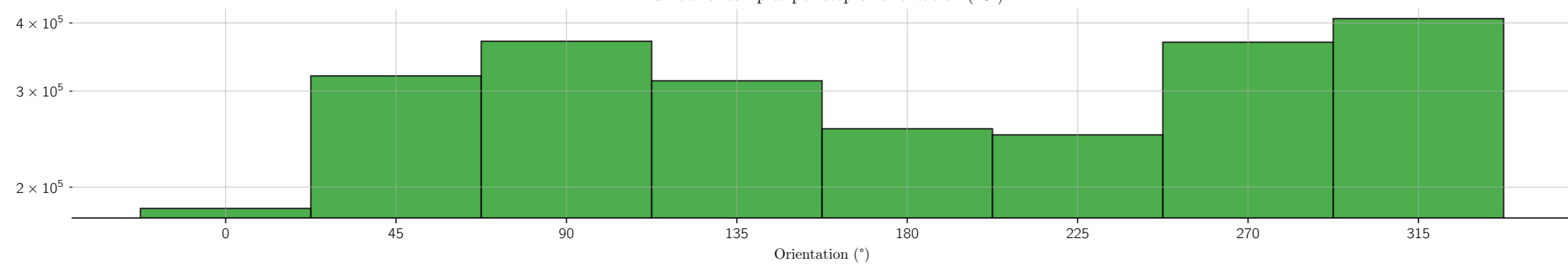
Number of samples per date



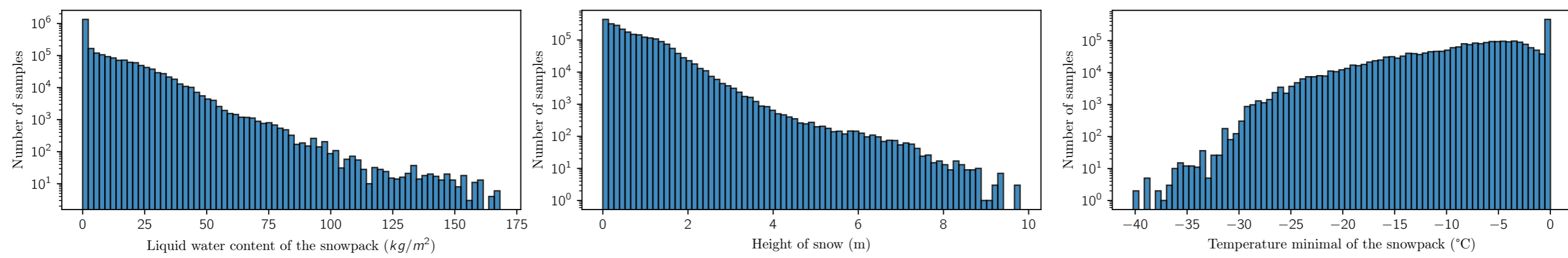
Number of samples per step of elevation (300m)



Number of samples per step of orientation (45°)



Number of samples per physical parameter simulated by Crocus



Statistics of the dataset (VV,VH,VV/VH)

	VV	VH	VV/VH
mean	0.2	0.03	0.32
std	0.83	0.08	0.32
min	0.0	0.0	0.0
25%	0.03	0.01	0.13
50%	0.07	0.01	0.23
75%	0.17	0.03	0.4
max	1581.61	344.88	101.43

Statistics of the dataset (Elevation,Orientation,Slope)

	Elevation (m)	Orientation (°)	Slope (°)
mean	1873.68	184.77	26.22
std	680.73	99.36	11.91
min	184.46	0.01	0.03
25%	1354.17	97.7	17.38
50%	1920.55	183.2	26.06
75%	2391.68	276.85	34.18
max	4756.07	359.82	85.25

Statistics of the dataset (VV/VVref,VH/VHref,VV\*VHref/VH\*VVref)

	VV/VVref	VH/VHref	VV*VHref/VH*VVref
mean	1.21	1.25	1.75
std	2.21	3.4	2.88
min	0.0	0.0	0.0
25%	0.44	0.43	0.5
50%	0.79	0.78	1.0
75%	1.38	1.38	2.0
max	6962.09	24466.41	11159.18