

1 Running head: Plant-soil feedback meta-analysis

2

3

4 **Plant-soil feedbacks: A meta-analytical review**

5

6 **Andrew Kulmatiski<sup>1\*</sup>, Karen H. Beard<sup>1</sup> and Stephanie Cobbold<sup>2</sup>**

7

8 Department of Wildland Resources and the Ecology Center, Utah State University, Logan, UT

9 84322-5230, USA

10 Department of Biology and the Ecology Center, Utah State University, Logan, UT 84322-5305,

11 USA

12 Correspondence: Email: [andrewkulmatiski@hotmail.com](mailto:andrewkulmatiski@hotmail.com), Phone: 435-770-9646; Fax: 435-797-

13 3796

14

15 Type of paper: Review Article

16 Word count: 4205

17 Keywords Meta-analysis, non-native, soil transplant, soil community, succession, invasion,

18 review

19

20 **ABSTRACT**

21

22 Recent studies suggest that plant-soil feedbacks (PSFs) may provide mechanisms for plant  
23 diversity, succession, and invasion. To determine whether there is general support for these  
24 hypotheses, we conducted a meta-analysis of PSF experiments, determining effect sizes among  
25 plant types, ecosystems, and experimental approaches. Overall, PSFs had a medium negative  
26 effect size, indicating that most plants create soils that decrease growth of conspecifics. PSFs  
27 were very large and negative for annual and early-successional species, supporting the  
28 hypothesis that PSFs maintain diversity by accelerating species replacement (e.g., succession).  
29 Across all studies, non-native plants did not benefit from PSFs; however, in studies that  
30 measured non-native and native PSFs in the same study system, non-natives did benefit from  
31 PSFs. In a comparison of life-forms, grasses demonstrated more negative PSFs than forbs,  
32 shrubs, and trees. A review of PSF methodologies showed that experiments using  
33 sterilized/inoculated soils, greenhouse conditions, and manipulative experiments to cultivate  
34 soils exaggerated PSFs compared to experiments that used whole field soils, field conditions, and  
35 natural experiments to cultivate soils, respectively. Our findings provide broad support for the  
36 role of PSFs in plant community assembly, but also underscore the need for expanded testing  
37 under field conditions.

38

39

40

41 **INTRODUCTION**

42

43 In the last five years, there has been a rapid increase in theoretical and experimental plant-soil  
44 feedback (PSF) research. This research has suggested that PSFs are an under-explored factor  
45 that can determine plant abundance, persistence, invasion, and succession (Bever 1994, 2003;  
46 Callaway *et al.* 2004b; Ehrenfeld 2005; Kardol *et al.* 2007). Because of the growing  
47 appreciation for the role of PSFs, it is now possible to use a meta-analytical approach to test  
48 theoretical predications regarding the role of PSFs in plant community assembly across species  
49 and ecosystem types. However, differences in methodologies among studies require that  
50 previously untested biases associated with these methodologies also be examined.

51

52 **Which species, processes, and ecosystems are most likely to be affected by PSFs?**

53

54 Research in successional and invaded plant communities has dominated PSF research. Some of  
55 the first PSF studies were performed in successional dunegrass communities (van der Putten *et al.*  
56 *al.* 1988; van der Putten *et al.* 1991). Results from these and subsequent studies have lead to two  
57 competing hypotheses regarding the role of PSFs in succession. The first hypothesis grew from  
58 the observation that enemy accumulation encourages species replacements. This hypothesis  
59 suggests that negative PSFs accelerate succession in early-successional communities while  
60 positive feedbacks encourage persistence in late-successional communities (Kardol *et al.* 2006,  
61 Kardol *et al.* 2007). Theoretical models of PSFs lend support to this hypothesis because they  
62 have demonstrated that negative feedbacks maintain plant diversity as a result of sequential or

63 reciprocal species replacements, and positive feedbacks decrease plant diversity as a result of  
64 positive frequency dependence (Bever *et al.* 1997).

65         Alternatively, a second hypothesis predicts that PSFs are positive early in succession and  
66 become more negative later in succession (Reynolds *et al.* 2003). In this hypothesis, symbioses  
67 are assumed to be critical to plant growth in high stress (i.e., early-successional, high latitude,  
68 and high altitude) growth conditions (Reynolds *et al.* 2003). As plant growth increases across  
69 successional sequences, pathogen accumulation is expected to produce negative PSFs (Reynolds  
70 *et al.* 2003). Few studies have explicitly addressed the role of PSFs in successional systems, but  
71 many PSF experiments have been performed on early-, mid-, and late-successional plant species.  
72 A review of published data, therefore, can be expected to identify patterns of PSFs across  
73 successional sequences in a wide array of ecosystems.

74         PSFs have also gained attention as a mechanism that could explain the abundance and  
75 persistence of non-native, invasive plants (Reinhart & Callaway 2006). More specifically, soils  
76 in adoptive habitats are expected to be relatively enemy-free and symbiont-rich because root  
77 herbivores and pathogens have not co-evolved to specialize on non-native species while common  
78 symbionts are generalists (Callaway & Aschehoug 2000). If non-native plants can perpetuate or  
79 accentuate these conditions, then a positive, or less negative, PSF will result (Klironomos 2002;  
80 Reinhart & Callaway 2004; Kulmatiski *et al.* 2006). Thus, if PSFs are a common mechanism of  
81 non-native plant invasion, then invasive plants would be expected to demonstrate positive, or  
82 less negative, PSFs than native plants.

83         As more research addresses the role of PSFs, it is becoming possible to determine  
84 whether there is broad support for these hypotheses. In addition, it is becoming possible to  
85 determine if PSFs are important for certain plant functional groups or in particular ecosystems.

86 Up to this point, there has been little discussion of the potential differences in PSFs among  
87 different plant functional groups or ecosystems, although it might be expected that there are  
88 differences. For example, some plant functional groups, such as annuals or grasses, may be  
89 more susceptible to belowground enemies and hence more likely to experience negative PSFs  
90 than other functional groups.

91

## 92 **Measuring PSFs**

93

94 PSF research is founded on two concepts: 1) plants cause species-specific changes to soils, and  
95 2) plants demonstrate species-specific responses to these changes (Bever 1994; Ehrenfeld *et al.*  
96 2005). Thus, a PSF experiment incorporates two phases. In Phase I, soils are cultivated by  
97 known plant species. In Phase II, plants are grown on self-cultivated (self) and non-self-  
98 cultivated (other) soils. The difference in plant growth between these two soil types is a measure  
99 of PSF. Researchers have used many different methods to conduct PSF experiments. These  
100 different methods were developed to address particular questions but often have limitations  
101 (Kulmatiski & Kardol 2007). These methods, therefore, need to be examined to determine if  
102 there are consistent methodological biases.

103         Soils in Phase I, for example, have been cultivated by naturally occurring plants (natural  
104 experiment) or by experimentally-grown plants (manipulative experiment). The natural  
105 experiment approach reduces the length of the experiment compared to the manipulative  
106 approach, and may reflect more natural soil conditions, but is susceptible to uncontrolled  
107 differences among sampling sites (Baack *et al.* 2006; Ellis & Weis 2006). Plants in Phase I have  
108 been grown in either field-collected soils ('whole' soils) or in homogenized, sterilized soils that

109 have been inoculated with field soils ('inoculated' soils). Plants are grown on sterilized,  
110 inoculated soils to isolate plant-microbe feedbacks from plant-nutrient feedbacks (Bever 1994).  
111 This approach allows controlled tests of microbial feedbacks, but may not reflect plant-microbe  
112 feedbacks in field soils, because field soils contain large, diverse microbial communities  
113 (Troelstra *et al.* 2001; Ehrenfeld 2003; Sanchez-Moreno & Ferris 2007).

114 In Phase II, 'other' soils have been either sterilized soils or soils cultivated by other plant  
115 species. The use of sterilized soils provides information about a plant's relationship to its own  
116 soil, but does not provide information about how different plant species respond to each other's  
117 soils. Plant growth of the target species in Phase II has been measured using a single individual,  
118 multiple individuals, or individuals of the target species within plant communities. Similarly,  
119 most research has measured species-level PSFs, but two recent studies have attempted to  
120 measure whole plant community responses to differently cultivated soils (Kulmatiski *et al.* 2006;  
121 Kardol *et al.* 2007). PSFs measured using individual plants or individual species may isolate  
122 PSF effects on that species, but it is not known if PSFs would be smaller or larger in plant  
123 communities.

124 This study used a meta-analytical approach to address the following questions: 1) Do  
125 early-successional species realize more negative feedbacks than late-successional species? 2) Do  
126 natives realize more negative feedbacks than non-natives? 3) Do PSFs differ among life forms  
127 (i.e., grass, forb, shrub, or tree) or ecosystems? and 4) Do differences in experimental approaches  
128 influence PSFs? More specifically, 5) Do natural and manipulative experiments produce  
129 different PSFs? 6) Do inoculation and self-sterilized techniques over-estimate PSFs? 7) Does  
130 competition in Phase II growth exaggerate PSFs?, and 8) Do single plant species and plant  
131 communities respond similarly to changes in the soil?

132 **METHODS**

133

134 Our meta-analysis included studies that measured the effects of ‘self’ and ‘other’ soils on plant  
135 growth of target species. Self soils were soils that were either experimentally cultivated by a  
136 target species or field-collected in an area that was described as dominated or co-dominated by  
137 the target species. Other soils were soils that have been sterilized or cultivated by non-target  
138 plant species. This simple ruleset for data collection provided a robust basis for the meta-  
139 analytical approach (Lortie & Callaway 2006).

140 All manuscripts were located by searching keywords in Web of Science for the terms  
141 “plant, soil and feedback”, “soil, feedback and experiment”, or “plant, soil and transplant”,  
142 examining references within, and by obtaining unpublished data. We excluded manuscripts that  
143 examined only the effects of components of the soil community (e.g., pathogens, fungi, or  
144 mycorrhizae), (2) only examined N-fixing species, because these were expected to produce a  
145 sampling bias toward positive PSFs, or (3) focused solely on agricultural systems.

146 We treated experiments where investigators subjected different species to the same  
147 treatments, or the same species to different treatments as separate experiments (Gurevitch &  
148 Hedges 1999; Gurevitch & Hedges 2001). Different measures on the same experiment were  
149 excluded. Aboveground biomass was the most commonly used response variable. Where other  
150 response variables were reported, the response variable that linked best to aboveground plant  
151 growth was used.

152 Successional stages were determined using the following rules. Annuals, biennials, and  
153 short-lived perennials were defined as early successional; species were defined as mid-  
154 successional only if the authors defined them as such; species described as dominant in their

155 ecosystem were defined as late successional; and species not assigned to any of these classes  
 156 were defined as unknown. Other classifications, such as life form, ecosystem type, and native or  
 157 non-native, were derived directly from manuscripts. In a separate analysis conducted only on  
 158 studies that were performed in the US, plant species were assigned to native, non-native, weedy,  
 159 and noxious classes according to listings by the USDA Plants Database  
 160 (<http://plants.usda.gov/index.html>), which only lists US species. Appendices A and B list the  
 161 complete dataset.

162 To determine if plant growth differed between self and other soils, mixed model meta-  
 163 analyses were performed (Gurevitch & Hedges 2001). For each experiment, we calculated an  
 164 effect size, Hedges'  $d$  (Hedges & Olkin 1985):

$$d = \frac{\bar{X}_E - \bar{X}_C}{SD_{\text{pooled}}} J$$

165  
 166 where  $X_C$  is the mean of growth on 'other' and  $X_E$  is the growth on 'self'. The pooled  
 167 standard deviation is given by:

$$SD_{\text{pooled}} = \sqrt{\frac{(n_E - 1)(SD_E)^2 + (n_C - 1)(SD_C)^2}{n_E + n_C - 2}}$$

168  
 169 where SD is the standard deviation of the self (E) or other (C) group, and  $n$  is the sample size. In  
 170 the expression for  $d$ ,  $J$  corrects for bias because of different sample sizes by differentially  
 171 weighting studies as follows:

$$J = 1 - \frac{3}{4(n_C + n_E - 2) - 1}$$

172  
 173 One can think of the effect size  $d$  as the difference between the species' growth on their  
 174 own and other soil, measured in units of standard deviations (analogous to a  $t$  statistic). A  
 175 positive value of  $d$  indicates that plants grow better on 'self' soils than on 'other' soils, whereas a



176 negative  $d$  indicates that plants grow better on ‘other’ soils than ‘self’ soils. Thus, the direction  
177 of  $d$  is consistent with the direction of PSFs.

178 We combined the effect sizes of individual studies to produce a cumulative effect size  
179  $d_{i+}^*$ , where larger studies are counted more heavily than smaller studies, assuming that larger  
180 sample sizes yield more precise results. We used the conventional interpretation of the  
181 magnitude of the effect size provided by Cohen (1969), where 0 indicates no effect, 0.2 is a small  
182 effect, 0.5 is medium, 0.8 is large, and 1.0 indicates a very large effect. Large differences and  
183 low variability generate the largest effect sizes. Effect sizes were judged statistically significant  
184 if the 95% confidence intervals of the effect size excluded 0.

185 We performed a between-class homogeneity statistical test ( $Q_B^*$ ) to test the null  
186 hypothesis that effect sizes were equal among classes against the alternative hypothesis that at  
187 least one true effect size was different. We evaluated the statistical significance of the  $Q_B^*$  test  
188 using a standard chi-squared table. Formula for calculating  $d_{i+}^*$  and  $Q_B^*$ , are outlined in  
189 Gurevitch and Hedges (2001).

190

191

## 192 **RESULTS**

193

194 The full dataset included 290 experiments from 38 independent studies of which 33 (87%) were  
195 conducted after 2001 (Tables 1 and 2). Unless indicated, analyses were conducted using a  
196 smaller subset of 276 experiments and 36 studies, and excluded the two studies investigating  
197 whole plant community responses, which were analyzed separately. Where possible, analyses  
198 were conducted on the subset of studies that included all classes being compared.

199 We found that plants, in general, had a medium, negative effect size ( $d_{++} = -0.63$ ,  $n =$   
 200 276)(Fig. 1). However, effect sizes differed by the length of the plant's life cycle ( $Q_B = 16.28$ ,  $df$   
 201  $= 2$ ,  $P < 0.001$ ). Annuals had a very large, negative effect size ( $d_{i+} = -1.22$ ) whereas biennials  
 202 and perennials had medium, negative effect sizes ( $d_{i+} = -0.61$ ,  $d_{i+} = -0.53$ , respectively)(Fig. 2A).

203 Most studies were conducted using either forbs or grasses, followed by trees and then  
 204 shrubs. Grasses had the most negative effect size followed by forbs, shrubs, and trees ( $Q_B =$   
 205 15.11,  $df = 3$ ,  $P < 0.01$ )(Fig. 2A). Most experiments were conducted using species from  
 206 grassland ecosystems ( $n = 197$ ), but some were conducted using species from forest ( $n = 41$ ),  
 207 shrub-steppe ( $n = 21$ ), alpine ( $n = 4$ ), desert ( $n = 2$ ), dunegrass ( $n = 7$ ), and wetland ( $n = 4$ )  
 208 ecosystems. Conducting an analysis using only species collected from grassland, forest, and  
 209 shrub-steppe, we found that effect sizes for species from grasslands were large and negative ( $d_{i+}$   
 210  $= -0.77$ ), whereas effect sizes for species from either forests or shrub-steppe did not differ from  
 211 zero ( $Q_B = 29.88$ ,  $df = 2$ ,  $P < 0.001$ ).

212 The analysis on successional stage was only conducted on grassland species (215  
 213 experiments, 22 studies) because of the difficulty in determining successional stage for species in  
 214 other systems. We found that effect sizes differed by successional stages ( $Q_B = 15.92$ ,  $df = 3$ ,  $P$   
 215  $< 0.01$ ), and that early-successional species had very large, negative effect sizes ( $d_{i+} = -1.27$ ),  
 216 mid-successional species had large, negative effect size ( $d_{i+} = -0.71$ ), and late successional  
 217 species were not different than zero (Fig 2B).

218 When all studies were included, the effect size of natives ( $d_{i+} = -0.62$ ,  $n = 194$ ) and non-  
 219 natives ( $d_{i+} = -0.64$ ,  $n = 82$ ) were medium and negative, and not significantly different from one  
 220 another ( $Q_B = 0.04$ ,  $df = 1$ ,  $P > 0.05$ ). However, when the analysis was only performed on the  
 221 11 studies that included both natives and non-natives, natives demonstrated a large, negative

222 effect size ( $d_{i+} = -0.95$ ,  $n = 96$ ) compared to the medium negative effect size of non-natives ( $d_{i+} =$   
 223  $-0.58$ ,  $n = 74$ ) ( $Q_B = 5.06$ ,  $df = 1$ ,  $P < 0.05$ ). When the same dataset was restricted to natives and  
 224 non-natives, which could be categorized as non-native, weedy, or noxious (137 experiments, 5  
 225 studies), we found that there was a difference between classes with natives having a large,  
 226 negative effect size ( $d_{i+} = -1.12$ ) compared to noxious weeds having only a medium, negative  
 227 effect size ( $d_{i+} = -0.48$ ) ( $Q_B = 9.01$ ,  $df = 3$ ,  $P < 0.05$ ) (Fig. 2B).

228 Experimental approaches greatly influenced effect sizes. For example, a test conducted  
 229 on the importance of experimental venue showed that effect sizes were medium and negative in  
 230 the greenhouse ( $d_{i+} = -0.68$ ) whereas effect sizes for experiments performed in the field did not  
 231 differ from zero ( $Q_B = 10.60$ ,  $df = 1$ ,  $P < 0.01$ ) (Fig 3A).

232 We also determined that effect sizes differed depending on whether the cultivation of soil  
 233 in Phase I was a manipulative or natural experiment; effect sizes were larger for manipulative  
 234 ( $d_{i+} = -0.80$ ) than natural experiments ( $d_{i+} = -0.36$ ) ( $Q_B = 13.43$ ,  $df = 1$ ,  $P < 0.001$ ) (Fig 3A). We  
 235 conducted a test to determine if the media used in Phase I, whether sterilized and inoculated or  
 236 whole soil, influenced effect size. We found that inoculated media had a large, negative effect  
 237 size ( $d_{i+} = -0.79$ ), whereas whole soil had a medium, negative effect size ( $d_{i+} = -0.52$ ) ( $Q_B = 4.45$ ,  
 238  $df = 1$ ,  $P < 0.05$ ) (Fig 3B).

239 We also compared how the “self-other” and “self-sterilized” methods influenced effect  
 240 size. Both approaches produced negative effect sizes ( $d_{i+} = -0.61$  and  $-0.70$ ;  $n = 219$  and  $n = 57$ ,  
 241 respectively) and were not significantly different ( $Q_B = 0.35$ ,  $df = 1$ ,  $P > 0.05$ ). However, when  
 242 a comparison of the techniques was made using only the studies that performed both techniques  
 243 (89 experiments, 10 studies), the “self-sterilized” method had a medium, negative effect size ( $d_{i+}$

244 = -0.65), whereas the “self-other” method had an effect size that did not differ from zero ( $Q_B =$   
245 5.62,  $df = 1$ ,  $P < 0.05$ )(Fig 3B).

246 We determined that plant neighborhood in Phase II influenced effect size ( $Q_B = 21.23$ ,  $df$   
247  $= 2$ ,  $P < 0.001$ ). Studies that measured Phase II plant growth using multiple individuals per  
248 experimental unit (intraspecific competition) demonstrated very large, negative effect sizes ( $d_{i+} =$   
249  $-1.07$ ) compared to studies that measured plant growth using a single individual per experimental  
250 unit ( $d_{i+} = -0.47$ ) or studies that measured plant growth in the presence of other species  
251 (interspecific competition;  $d_{i+} = -0.42$ )(Fig 3B).

252 Only two studies measured whole plant community responses to soil differences, and  
253 effect sizes were not different from zero ( $n = 14$ ), even though studies measuring species-level  
254 responses had medium, negative effect sizes ( $d_{i+} = -0.63$ ,  $n = 276$ ) ( $Q_B = 7.28$ ,  $df = 1$ ,  $P < 0.01$ ).

255

256

## 257 **DISCUSSION**

258

259 Most plants and all treatment classes realized negative or neutral PSFs. As a result, the average  
260 effect size of PSFs on plant growth was -0.63. This effect size on plant growth was larger than  
261 those observed in meta-analyses of leaf-litter addition (Xiong & Nilsson 1999), seed limitation  
262 (Clark *et al.* 2007), and seed feeders (Morris *et al.* 2007); similar to those observed in meta-  
263 analyses of aboveground herbivores, total herbivores, viruses, leaf chewers, root feeders (Morris  
264 *et al.* 2007), and soil warming (Rustad *et al.* 2001); and smaller than those observed in meta-  
265 analyses of biotic resistance (Levine *et al.* 2004), belowground herbivores, pathogens,  
266 pathogenic fungi, and nematodes (Morris *et al.* 2007).

267 PSFs may be even more important than suggested by these comparisons because both  
268 positive (25% of experiments) and negative PSFs were observed, while most effect sizes in other  
269 meta-analyses were in one direction. For example, competitors rarely facilitated growth in the  
270 meta-analysis of biotic resistance so nearly all effect sizes of biotic resistance were negative  
271 (Levine *et al.* 2004). The absolute value of effect size provides an estimate of effect size that is  
272 not affected by the sign of the value. The average absolute value of effect sizes in this meta-  
273 analysis was 1.24, which is comparable to the effect of biotic resistance (Levine *et al.* 2004). In  
274 summary, this review indicates that, relative to many other plant growth factors, PSFs are  
275 important.

276

### 277 **Plant types**

278

279 Annuals and early-successional species realized very large negative PSFs and perennials and  
280 late-successional species realized significantly less negative PSFs. This contradicts the  
281 hypothesis that PSFs will become more important and more negative across successional  
282 sequences (Reynolds *et al.* 2003), and provides widespread support for the hypothesis that  
283 negative PSFs increase the rate of succession (Van der Putten 1997; Kardol *et al.* 2007).  
284 Because early-successional species, which typically demonstrate the greatest maximum growth  
285 rates, were found to be most susceptible to negative PSFs, the results also support the idea that  
286 there is an inherent trade-off between enemy defense and fast growth rates, as has been observed  
287 in above-ground systems (Coley *et al.* 1985).

288 In the comparisons of PSFs among different plant life-forms and ecosystems, we found  
289 that grasses and grasslands demonstrated the most negative effect sizes. To explain grass

290 sensitivity to belowground enemies, we suggest that high growth rates, high root:shoot ratios,  
291 greater root longevity, and a larger proportion of roots near the soil surfaces increase grass  
292 exposure to belowground enemies (Gleeson & Tilman 1994; Schenk & Jackson 2002; Wilsey &  
293 Polley 2006). Because woody plants did not have large negative PSFs (this study), and they are  
294 not as affected by biotic resistance (Levine *et al.* 2004) or pathogens (Morris *et al.* 2007), woody  
295 plants appear to be less sensitive to belowground enemies and competitors than herbaceous  
296 plants.

297

### 298 **Non-native plants**

299

300 Identifying mechanisms of non-native plant success is a central theme in invasion ecology.  
301 Several studies suggest that PSFs may explain how non-native, invasive plants maintain dense,  
302 persistent populations (Klironomos 2002; Agrawal *et al.* 2005; Kulmatiski 2006; Reinhart &  
303 Callaway 2006). This review, however, found that non-natives, in general, do not benefit from  
304 PSFs relative to natives. It should be noted, however, that non-natives were comprised of a  
305 larger proportion of early-successional species (90%) than natives (47%). Thus, because early-  
306 successional species demonstrated some of the most negative PSFs, non-native PSFs were  
307 actually less negative than expected based on their successional stage. Because species with less  
308 negative PSF are thought to outcompete species with more negative PSFs (Bever *et al.* 1997;  
309 Eppstein & Molofsky 2007), this suggests that non-natives are more likely to invade early-  
310 successional native communities than in late-successional native communities.

311 To better control our test of PSFs among native and non-native species, we conducted an  
312 analysis that included only studies with data for natives and non-natives in the same system

313 (Lortie & Callaway 2006). Most studies excluded from this conservative dataset examined  
314 natives (88%). After removing these studies, the effect size for native plants was more negative.  
315 This could not be explained by a difference in the proportion of annuals and perennials because  
316 natives were represented by 20 and 24% annuals and 74 and 74% perennials in the conservative  
317 and full datasets, respectively. For non-natives, effect size did not differ between the two  
318 datasets. The fact that natives had more negative effect sizes in studies that included both native  
319 and non-native species indicates that invasion success may be a function of the invaded  
320 community and not the invasive plant.

321       When we further divided this analysis to distinguish PSFs realized by non-native, weedy,  
322 and noxious plants from PSFs realized by native plants, we found that noxious non-natives, those  
323 of the greatest concern, had the least negative effect sizes. Thus, to summarize, in general native  
324 and non-native plant effect sizes do not differ, but in studies that examine both natives and non-  
325 natives, native communities are more susceptible to invasion (i.e., have more negative effect  
326 sizes). Within these communities, the worst invaders benefit the most from PSFs.

327       Results from this meta-analysis and other reviews of plant invasions indicate that  
328 invasion success is correlated with early-successional plant traits (Rejmanek 1996; Reichard &  
329 Hamilton 1997; Prinzing *et al.* 2002). This raises an interesting question: why would species  
330 with the most negative PSFs, and therefore, the least ability to maintain dense, persistent  
331 populations become the most successful invaders? We suggest that early-successional species  
332 have the most to gain from enemy release because growth of these species is controlled by  
333 enemies. In contrast, late-successional species are likely to dedicate large amounts of resources  
334 to constitutive defenses. These defenses should decrease the benefit of release from enemies and  
335 also preclude rapid growth responses.

336

337 **Implications of different experimental methods**

338

339 Controlled experiments produced different results than less-controlled, more natural  
340 experiments. More specifically, experiments using sterilized soil, inoculated soil, and  
341 greenhouse conditions produced larger effect sizes than experiments using ‘other’ soil, whole  
342 field soil, and field conditions, respectively. Similarly, the manipulative-experiment method  
343 produced larger effect sizes than the natural-experiment method. Highly controlled experiments  
344 have similarly been found to produce larger effect sizes in studies of enemy and mutualist effects  
345 on plants (Morris *et al.* 2007). These findings contradict the suggestion that PSFs will be more  
346 important in microbially-rich soils (Reynolds *et al.* 2003). Rather, it appears that microbially-  
347 rich soils provide functional redundancy and disease suppressiveness that minimizes the  
348 importance of PSFs (Sanchez-Moreno & Ferris 2007).

349

350 **Plant community-level PSFs**

351

352 Plant communities were used in two types of feedback experiments. In the first type, species-  
353 level responses of plants grown alone, in monocultures (intraspecific competition), or in mixed  
354 communities (interspecific competition) were compared. PSFs of plants grown in monocultures  
355 produced the largest (i.e., most negative) feedback effects. This suggests that intraspecific  
356 competition exaggerates PSFs relative to PSFs measured on plants grown alone or with other  
357 species (Kardol *et al.* 2007).



358 In the second type, PSFs were assessed using whole plant communities (Kulmatiski *et al.*  
359 2006; Kardol *et al.* 2007). These studies measured the biomass response of all plant species  
360 grown on self and other soils. Conclusions drawn from two studies should be taken with caution,  
361 but community-level PSFs produced the only class of data for which the mean effect size was  
362 positive (0.22), though not significantly different from zero. In contrast, species-level PSFs, as  
363 already described, were medium and negative (-0.63).

364 PSF models of interacting species provide some insight into why community-level  
365 responses may be less negative than species-level responses. Bever *et al.* (1997) demonstrated  
366 that for two species to coexist plant growth on ‘other’ soil had to be greater than plant growth on  
367 ‘self’ soil, otherwise the species that benefits most from its own growth will competitively  
368 exclude the other. From this, we might expect that co-existing species in a community grow  
369 better than species in a monoculture. Our data supports the idea that community-level PSF are  
370 less negative than individual-level PSFs.

371

372

### 373 **CONCLUSIONS**

374

375 Plants, in general, realized negative PSFs. Negative PSFs are predicted to encourage species  
376 replacements and therefore increase plant diversity and successional processes. Consistent with  
377 these model predictions, we found that annual and early-successional species realized the most  
378 negative PSFs. Among plant types, grasses and grasslands realized the most negative PSFs. We  
379 suggest that this may reflect greater growth rates and exposure to belowground enemies, though  
380 further research is needed to address these hypotheses. Non-native plants, in general, did not

381 benefit from PSFs, though they did demonstrate less negative PSFs than native plants in the  
382 systems that they invade.

383         We also found that controlled experimental conditions produced large and negative effect  
384 sizes relative to more natural conditions. We suggest that PSFs measured in controlled  
385 conditions are likely to differ from PSFs measured in the field for two reasons. First, microbial  
386 communities in the field are large and diverse relative to the small microbial communities used  
387 as inocula in controlled experiments. Second, plants in the field grow in communities, not  
388 monocultures. Both these conditions are likely to produce less negative effect sizes in the field.  
389 Thus, formal tests of PSFs under field conditions are needed to provide a link between a growing  
390 body of theoretical and greenhouse-derived data, and plant growth on the landscape.

391

392

### 393 **ACKNOWLEDGEMENTS**

394 We thank the following authors for providing data A. Agrawal, G. De Deyn, P. Kardol, J.  
395 Klironomos, P. Meiman, C. Puerta-Pinero, S. Troelstra, and W. van der Putten. We thank A.  
396 Croft for assistance with this project. A. Kulmatiski was funded by the Department of Wildland  
397 Resources, College of Natural Resources, and USU Ecology Center, and support was received by  
398 the Utah Agricultural Experimental Station.

399

400

### 401 **LITERATURE CITED**

402 Agrawal A.A., Kotanen P.M., Mitchell C.E., Power A.G., Godsoe W. & Klironomos J. (2005)  
403         Enemy release? An experiment with congeneric plant pairs and diverse above- and  
404         belowground enemies. *Ecology*, 86, 2979-2989

- 405 Baack E.J., Emery N.C. & Stanton M.L. (2006) Ecological factors limiting the distribution of  
406 *Gilia tricolor* in a California grassland mosaic. *Ecology*, 87, 2736-2745
- 407 Beckstead J. & Parker I.M. (2003) Invasiveness of *Ammophila arenaria*: Release from soil-borne  
408 pathogens? *Ecology*, 84, 2824-2831
- 409 Belnap J., Phillips S.L., Sherrod S.K. & Moldenke A. (2005) Soil biota can change after exotic  
410 plant invasion: does this affect ecosystem processes? *Ecology*, 86, 3007-3017
- 411 Bever J.D. (1994) Feedback between plants and their soil communities in an old field  
412 community. *Ecology*, 75, 1965-1977
- 413 Bever J.D. (2003) Soil community feedback and the coexistence of competitors: conceptual  
414 frameworks and empirical tests. *New Phytologist*, 157, 465-473
- 415 Bever J.D., Westover K.M. & Antonovics J. (1997) Incorporating the soil community into plant  
416 population dynamics: the utility of the feedback approach. *Journal of Ecology*, 85, 561-  
417 573
- 418 Bezemer T.M., Harvey J.A., Kowalchuk G.A., Korpershoek H. & Van der Putten W.H. (2006a)  
419 Interplay between *Senecio jacobaea* and plant, soil, and aboveground insect community  
420 composition. *Ecology*, 87, 2002-2013
- 421 Bezemer T.M., Lawson C.S., Hedlund K., Edwards A.R., Brook A.J., Igual J.M., Mortimer S.R.  
422 & Van der Putten W.H. (2006b) Plant species and functional group effects on abiotic and  
423 microbial soil properties and plant-soil feedback responses in two grasslands. *Journal of*  
424 *Ecology*, 94, 893-904
- 425 Bodelier P.L.E., Stomp M., Santamaria L., Klaassen M. & Laanbroek H.J. (2006) Animal-plant-  
426 microbe interactions: direct and indirect effects of swan foraging behaviour modulate  
427 methane cycling in temperate shallow wetlands. *Oecologia*, 149, 233-244

- 428 Bonanomi G. & Mazzoleni S. (2005) Soil history affects plant growth and competitive ability.  
429 *Community Ecology*, 6, 23-28
- 430 Bonanomi G., Rietkerk M., Dekker S.C. & Mazzoleni S. (2005) Negative plant-soil feedback  
431 and positive species interaction in a herbaceous plant community. *Plant Ecology*, 181,  
432 269-278
- 433 Callaway R.M. & Aschehoug E.T. (2000) Invasive plants versus their new and old neighbors: A  
434 mechanism for exotic invasion. *Science*, 290, 521-523
- 435 Callaway R.M., Thelen G.C., Barth S., Ramsey P.W. & Gannon J.E. (2004a) Soil fungi alter  
436 interactions between the invader *Centaurea maculosa* and North American natives.  
437 *Ecology*, 85, 1062-1071
- 438 Callaway R.M., Thelen G.C., Rodriguez. A. & Holben W.E. (2004b) Soil biota and exotic plant  
439 invasion. *Nature*, 427, 731-733
- 440 Casper B.B. & Castelli J.P. (2007) Evaluating plant-soil feedback together with competition in a  
441 serpentine grassland. *Ecology Letters*, 10, 394-400
- 442 Clark C.J., Poulsen J.R., Levey D.J. & Osenberg C.W. (2007) Are plant populations seed  
443 limited? A critique and meta-analysis of seed addition experiments. *American Naturalist*,  
444 170, 128-142
- 445 Cohen J. (1969) *Statistical power analysis for the behavioral sciences*. Academic Press, New  
446 York.
- 447 Coley P.D., Bryant J.P. & Chapin F.S. (1985) Resource availability and plant antiherbivore  
448 defense. *Science*, 230, 895-899
- 449 De Deyn G.B., Raaijmakers C.E. & Van der Putten W.H. (2004) Plant community development  
450 is affected by nutrients and soil biota. *Journal of Ecology*, 92, 824-834

- 451 Ehlers B.K. & Thompson J. (2004) Do co-occurring plant species adapt to one another? The  
452 response of *Bromus erectus* to the presence of different *Thymus vulgaris* chemotypes.  
453 *Oecologia*, 141, 511-518
- 454 Ehrenfeld J.G. (2003) Effects of exotic plant invasions on soil nutrient cycling processes.  
455 *Ecosystems*, 6, 503-523
- 456 Ehrenfeld J.G., Ravit B. & Elgersma K. (2005) Feedback in the plant-soil system. *Annual Review*  
457 *of Environment and Resources*, 30, 75-115
- 458 Ellis A.G. & Weis A.E. (2006) Coexistence and differentiation of 'flowering stones': the role of  
459 local adaptation to soil microenvironment. *Journal of Ecology*, 94, 322-335
- 460 Eppstein M.J. & Molofsky J. (2007) Invasiveness in plant communities with feedbacks. *Ecology*  
461 *Letters*, 10, 253-263
- 462 Gillespie I.G. & Allen E.B. (2006) Effects of soil and mycorrhizae from native and invaded  
463 vegetation on a rare California forb. *Applied Soil Ecology*, 32, 6-12
- 464 Gurevitch J. & Hedges L.V. (1999) Statistical issues in ecological meta-analyses. *Ecology*, 80,  
465 1142-1149
- 466 Gurevitch J. & Hedges L.V. (2001) Meta-analysis: combining the results of independent  
467 experiments. In: *Design and Analysis of Ecological Experiments* (eds. Scheiner SM &  
468 Gurevitch J), pp. 347-369. Oxford Press, Oxford
- 469 Gustafson D.J. & Casper B.B. (2004) Nutrient addition affects AM fungal performance and  
470 expression of plant/fungal feedback in three serpentine grasses. *Plant and Soil*, 259, 9-17
- 471 Hedges L.V. & Olkin I. (1985) *Statistical methods for meta-analysis*. Academic Press, San  
472 Diego.

- 473 Holah J.C. & Alexander H.M. (1999) Soil pathogenic fungi have the potential to affect the co-  
474 existence of two tallgrass prairie species. *Journal of Ecology*, 87, 598-608
- 475 Kardol P., Bezemer T.M. & van der Putten W.H. (2006) Temporal variation in plant-soil  
476 feedback controls succession. *Ecology Letters*, 9, 1080-1088
- 477 Kardol P., Cornips N.J., Van Kempen M.L., Bakx-Shotman J.M. & Van der Putten W.H. (2007)  
478 Microbe-mediated plant-soil feedback causes historical contingency effects in plant  
479 community assembly. *Ecological Monographs*, 77, 147–162
- 480 Klironomos J.N. (2002) Feedback with soil biota contributes to plant rarity and invasiveness in  
481 communities. *Nature*, 417, 67-70
- 482 Knevel I.C., Lans T., Menting F.B.J., Hertling U.M. & van der Putten W.H. (2004) Release from  
483 native root herbivores and biotic resistance by soil pathogens in a new habitat both affect  
484 the alien *Ammophila arenaria* in South Africa. *Oecologia*, 141, 502-510
- 485 Kulmatiski A. (2006). Exotic plants establish persistent communities. *Plant Ecology*. 187:261-  
486 275.
- 487 Kulmatiski A., Beard K.H. & Stark J.M. (2006) Soil history as a primary control on plant  
488 invasion in abandoned agricultural fields. *Journal of Applied Ecology*, 43, 868-876
- 489 Kulmatiski A. & Kardol P. (2007) Getting plant-soil feedbacks out of the greenhouse:  
490 experimental and conceptual approaches. In: *Progress in Botany* vol. 69 (eds. Esser K,  
491 Lüttge UE, Beyschlag W & Murata J). Springer
- 492 Levine J.M., Adler P.B. & Yelenik S.G. (2004) A meta-analysis of biotic resistance to exotic  
493 plant invasions. *Ecology Letters*, 7, 975-989
- 494 Lortie C.J. & Callaway R.M. (2006) Re-analysis of meta-analysis: support for the stress-gradient  
495 hypothesis. *Journal of Ecology*, 94, 7-16

- 496 Meiman P.J., Redente E.F. & Paschke M.W. (2006) The role of native soil community in the  
497 invasion ecology of spotted (*Centaurea maculosa* auct. non Lam.) and diffuse  
498 (*Centaurea diffusa* Lam.) knapweed. *Applied Soil Ecology*, 32, 77-88
- 499 Morris C., Call C.A., Monaco T.A., Grossl P.R. & Dewey S.A. (2006) Evaluation of elemental  
500 allelopathy in *Acroptilon repens* (L.) DC. (Russian Knapweed). *Plant and Soil*, 289, 279-  
501 288
- 502 Morris W.F., Hufbauer R.A., Agrawal A.A., Bever J.D., Borowicz V.A., Gilbert G.S., Maron  
503 J.L., Mitchell C.E., Parker I.M., Power A.G., Torchin M.E. & Vazquez D.P. (2007)  
504 Direct and interactive effects of enemies and mutualists on plant performance: a meta-  
505 analysis. *Ecology*, 88, 1021-1029
- 506 Niu H.-b., Liu W.-x., Wan F.-h. & Liu B. (2007) An invasive aster (*Ageratina adenophora*)  
507 invades and dominates forest understories in China: altered soil microbial communities  
508 facilitate the invader and inhibit natives. *Plant and Soil*
- 509 Packer A. & Clay K. (2000) Soil pathogens and spatial patterns of seedling mortality in a  
510 temperate tree. *Nature*, 404, 278-281
- 511 Peltzer D.A. (2001) Plant responses to competition and soil origin across a prairie-forest  
512 boundary. *Journal of Ecology*, 89, 176-185
- 513 Prinzing A., Durka W., Klotz S. & Brandl R. (2002) Which species become aliens? *Evolutionary*  
514 *Ecology Research*, 4, 385-405
- 515 Puerta-Pinero C., Gomez J.M. & Zamora R. (2006) Species-specific effects on topsoil  
516 development affect *Quercus ilex* seedling performance. *Acta Oecologica*, 29, 65-71
- 517 Reichard S.H. & Hamilton C.W. (1997) Predicting invasions of woody plants introduced into  
518 North America. *Conservation Biology*, 11, 193-203

- 519 Reinhart K.O. & Callaway R.M. (2004) Soil biota facilitate exotic *Acer* invasions in Europe and  
520 North America. *Ecological Applications*, 14, 1737-1745
- 521 Reinhart K.O. & Callaway R.M. (2006) Soil biota and invasive plants. *New Phytologist*, 170,  
522 445-457
- 523 Reinhart K.O., Greene E. & Callaway R.M. (2005a) Effects of *Acer platanoides* invasion on  
524 understory plant communities and tree regeneration in the northern Rocky Mountain.  
525 *Ecography*, 28, 573-582
- 526 Reinhart K.O., Packer A., Van der Putten W.H. & Clay K. (2003) Plant-soil biota interactions  
527 and spatial distribution of black cherry in its native and invasive ranges. *Ecology Letters*,  
528 6, 1046-1050
- 529 Reinhart K.O., Royo A.A., Van der Putten W.H. & Clay K. (2005b) Soil feedback and pathogen  
530 activity in *Prunus serotina* throughout its native range. *Journal of Ecology*, 93, 890-898
- 531 Rejmanek M. (1996) A theory of seed plant invasiveness: The first sketch. *Biological*  
532 *Conservation*, 78, 171-181
- 533 Reynolds H.L., Packer A., Bever J.D. & Clay K. (2003) Grassroots ecology: plant-microbe-soil  
534 interactions as drivers of plant community structure and dynamics. *Ecology*, 84, 2281-  
535 2291
- 536 Rustad L.E., Campbell J.L., Marion G.M., Norby R.J., Mitchell M.J., Hartley A.E., Cornelissen  
537 J.H.C. & Gurevitch J. (2001) A meta-analysis of the response of soil respiration, net  
538 nitrogen mineralization, and aboveground plant growth to experimental ecosystem  
539 warming. *Oecologia*, 126, 543-562
- 540 Sanchez-Moreno S. & Ferris H. (2007) Suppressive service of the soil food web: Effects of  
541 environmental management. *Agriculture Ecosystems & Environment*, 119, 75-87



- 542 Schenk H.J. & Jackson R.B. (2002) Rooting depths, lateral root spreads and below-  
543 ground/above-ground allometries of plants in water-limited ecosystems. *Journal of*  
544 *Ecology*, 90, 480-494
- 545 Suding K., Larson J., Thorsos E., Steltzer H. & Bowman W. (2004) Species effects on resource  
546 supply rates: do they influence competitive interactions? *Plant Ecology*, 175, 47-58
- 547 Suguenza C., Corkidi L. & Allen E.B. (2006) Feedbacks of soil inoculum of mycorrhizal fungi  
548 altered by N deposition on the growth of a native shrub and an invasive annual grass.  
549 *Plant and Soil*, 286, 153-165
- 550 Troelstra S.R., Wagenaar R., Smant W. & Peters B.A.M. (2001) Interpretation of bioassays in  
551 the study of interactions between soil organisms and plants: involvement of nutrient  
552 factors. *New Phytologist*, 150, 697-706
- 553 Van der Putten W.H. (1997) Plant-soil feedback as a selective force. *Trends in Ecology &*  
554 *Evolution*, 12, 169-170
- 555 Van der Putten W.H., Kowalchuk G.A., Brinkman E.P., Doodeman G.T.A., Van der Kaaij R.M.,  
556 Kamp A.F.D., Menting F.B.J. & Veenendaal E.M. (2007) Soil feedback of exotic  
557 savanna grass relates to pathogen absence and mycorrhizal selectivity. *Ecology*, 88, 978-  
558 988
- 559 Van der Stoel C.D., van der Putten W.H. & Duyts H. (2002) Development of a negative plant-  
560 soil feedback in the expansion zone of the clonal grass *Ammophila arenaria* following  
561 root formation and nematode colonization. *Journal of Ecology*, 90, 978-988
- 562 Wilsey B.J. & Polley H.W. (2006) Aboveground productivity and root-shoot allocation differ  
563 between native and introduced grass species. *Oecologia*, 150, 300-309

- 564 Xiong S. & Nilsson C. (1999) The effects of plant litter on vegetation: a meta-analysis. *Journal*  
565 *of Ecology*, 87, 984-994
- 566
- 567

568 Table 1. Studies included in the meta-analyses and the number of experiments (means, standard  
 569 deviations, and sample size for control and experimental groups) extracted from each paper.  
 570

Study	Reference	Experiments
1	Agrawal <i>et al.</i> 2005	20
2	Beckstead and Parker 2003	1
3	Belnap <i>et al.</i> 2005	2
4	Bever 1994	12
5	Bezemer <i>et al.</i> 2006a	2
6	Bezemer <i>et al.</i> 2006b	13
7	Bodelier <i>et al.</i> 2006	4
8	Bonanomi and Mazzoleni 2005a	11
9	Bonanomi <i>et al.</i> 2005b	1
10	Callaway <i>et al.</i> 2004a	1
11	Callaway <i>et al.</i> 2004b	8
12	Casper and Castelli 2007	6
13	De Deyn <i>et al.</i> 2004a	13
14	Ehlers and Thompson 2004	1
15	Gillespie and Allen 2006	3
16	Gustafson and Casper 2004	6
17	Holah and Alexander 1999	4
18	Kardol <i>et al.</i> 2006	12
19	Kardol <i>et al.</i> 2007	42
20	Klironomos 2002	61
21	Knevel <i>et al.</i> 2004	1
22	Kulmatiski <i>et al.</i> 2006	2
23	Kulmatiski unpublished data	6
24	Meiman <i>et al.</i> 2006	1
25	Morris <i>et al.</i> 2006	1
26	Niu <i>et al.</i> 2007	8
27	Packer and Clay 2000	4
28	Peltzer 2001	2
29	Puerta-Pinero <i>et al.</i> 2006	7
30	Reinhart and Callaway 2004	10
31	Reinhart <i>et al.</i> 2003	8
32	Reinhart <i>et al.</i> 2005a	2
33	Reinhart <i>et al.</i> 2005b	2
34	Suding <i>et al.</i> 2004	4
35	Suguenza <i>et al.</i> 2006	1
36	Troelstra <i>et al.</i> 2001	4
37	Van der Putten <i>et al.</i> 2007	3
38	Van der Stoel <i>et al.</i> 2002	1
Total =		290

571

Table 2. List of references, species origin, the growth form, successional stage, experimental venue, habitat where species were collected, experimental approach (self-other, self-sterilized), whether the test was natural or manipulative, inoculum or whole soil approach, cultivation by monoculture or community in Phase I, length of Phase II, Phase II neighborhood, which indicates whether there was competition, and the response variable measured for each of the 286 experiments. Because some studies had multiple experiments, in some cases, there were multiple treatment levels within a study and these are presented with a backslash.

<b>Author</b>	<b>Species origin(s), Growth form(s), Successional stage(s), Experimental setting, Habitat, Approach(s), Natural or Manipulative, Inoculum or Whole soil, Phase I Cultivation, Phase II Neighborhood, Response Variable</b>
Agrawal <i>et al.</i> 2005	Native/Non-native, Perennial grass/Annual forb/Biennial forb/Perennial forb, Early/Middle/Late/Unknown, Greenhouse, Grassland, Self-other, Manipulative, Whole soil, Monoculture, Alone, Aboveground
Beckstead & Parker 2003	Non-native, Perennial grass, Early, Greenhouse, Dune grass, Self-sterilized, Field, Whole soil, Monoculture, Intra-specific, Aboveground
Belnap <i>et al.</i> 2005	Native, Perennial grass, Unknown, Greenhouse, Desert, Self-other, Field, Whole soil, Monoculture, Intra-specific, Aboveground
Bever 1994	Native, Perennial grass, Late, Greenhouse, Grassland, Self-other/Self-sterilized, Manipulative, Inoculum, Monoculture, Intra-specific, Total biomass
Bezemer <i>et al.</i> 2006a	Native, Biennial forb, Early, Greenhouse, Grassland, Self-other, Manipulative, Inoculum, Community, Alone, Total biomass
Bezemer <i>et al.</i> 2006b	Native, Perennial grass, Biennial forb, Middle/Late/Unknown, Greenhouse, Grassland, Self-other, Manipulative, Whole soil, Monoculture, Alone, Total biomass
Bodelier <i>et al.</i> 2006	Non-native, Perennial forb, Unknown, Greenhouse, Wetland, Self-sterilized, Field, Whole soil, Community, Alone/Intraspecific, Total biomass
Bonanomi & Mazzoleni 2005	Native, Perennial grass/Perennial forb/Perennial shrub, Late/Unknown, Greenhouse, Grassland, Self-other, Manipulative, Whole soil, Monoculture, Alone/Intraspecific/Interspecific, Total biomass
Bonanomi <i>et al.</i> 2005	Native, Perennial grass, Late, Greenhouse, Grassland, Self-Other, Field, Whole soil, Monoculture, Alone, Total biomass
Callaway <i>et al.</i> 2004a	Non-native, Biennial forb, Early, Greenhouse, Grassland, Self-Other, Field, Inoculum, Community, Alone, Aboveground
Callaway <i>et al.</i> 2004b	Native/Non-native, Biennial forb, Early, Greenhouse, Grassland, Self-other/Self-sterilized, Manipulative/Field, Inoculum, Community/Monoculture, Intra-specific, Aboveground
Casper & Castelli 2007	Native, Perennial grass, Middle/Late, Field, Grassland, Self-other, Field, Whole soil, Community, Alone/Inter-specific, Aboveground
De Deyn <i>et al.</i> 2004	Native, Annual forb/Perennial grass/Perennial forb, Early/Middle/Late, Greenhouse, Grassland, Self-

	Sterilized, Field, Whole soil, Community, Inter-specific, Aboveground
Ehlers & Thompson 2004	Native, Perennial grass, Unknown, Field, Grassland, Self-other, Field, Whole soil, Community, Intra-specific, Aboveground
Gillespie & Allen 2006	Native, Annual forb, Early, Greenhouse, Grassland, Self-other/Self-sterilized, Field, Inoculum, Community/Monoculture, Alone, Aboveground
Gustafson & Casper 2004	Native, Perennial grass, Middle/Late, Greenhouse, Grassland, Self-other, Field, Inoculum, Community, Alone, Total biomass
Holah & Alexander 1999	Native, Annual forb/Perennial grass, Early/Middle, Greenhouse, Grassland, Self-other/Self-sterilized, Field, Inoculum, Community, Alone, Height/Number of leaves
Kardol <i>et al.</i> 2006	Native, Community, Early/Middle/Late, Greenhouse, Grassland, Self-other, Manipulative/Field, Inoculum, Community, Inter-specific, Aboveground
Kardol <i>et al.</i> 2007	Native, Annual grass/Annual forb/Perennial grass, Early, Greenhouse, Grassland, Self-other, Manipulative, Inoculum, Monoculture, Intra-specific/Interspecific, Aboveground/Total biomass
Klironomos 2002a	Native/Non-native, Perennial grass/Biennial forb/Perennial forb, Early/Middle/Unknown, Greenhouse, Grassland, Self-other, Manipulative, Whole soil, Monoculture, Alone, Total biomass
Knevel <i>et al.</i> 2004	Native, Perennial grass, Early, Greenhouse, Dune grass, Self-sterilized, Field, Inoculum, Monoculture, Alone, Total biomass
Kulmatiski <i>et al.</i> 2006	Native/Non-native, Community, Middle/Late, Field, Shrub steppe, Self-other, Field, Whole soil, Community, Community, Plant cover
Kulmatiski, unpubl. Data	Native/Non-native, Annual grass Perennial grass/Biennial forb/Perennial forb, Early/Middle/Late/Unknown, Field, Grassland, Self-other, Field, Whole soil, Community, Community, Aboveground
Meiman <i>et al.</i> 2006	Non-native, Biennial forb, Early, Greenhouse, Grassland, Self-other, Field, Whole soil, Community, Alone, Total biomass
Morris <i>et al.</i> 2006	Non-native, Perennial forb, Unknown, Greenhouse, Grassland, Self-other, Field, Whole soil, Monoculture, Alone, Total biomass
Niu <i>et al.</i> 2007	Native/Non-native, Perennial forb/Perennial grass/Perennial shrub, Early/Unknown, Greenhouse, Forest, Self-other/Self-sterilized, Field, Inoculum, Community, Intra-specific, Total biomass
Packer & Clay 2000	Native, Perennial tree, Unknown, Greenhouse, Forest, Self-sterilized, Manipulative/Field, Inoculum, Community, Alone, Aboveground
Peltzer 2001	Native, Annual grass, Early, Field, Grassland, Self-other, Field, Whole soil, Community, Alone/Interspecific, Growth
Puerta-Pinero <i>et al.</i> 2006	Native, Perennial tree, Late/Unknown, Greenhouse, Forest, Self-other/Self-sterilized, Field, Whole soil, Monoculture, Alone, Total biomass
Reinhart & Callaway 2004	Native/Non-native, Perennial tree, Unknown, Greenhouse, Forest, Self-other/Self-sterilized, Field, Inoculum,

	Community, Alone, Total biomass
Reinhart <i>et al.</i> 2003	Native/Non-native, Perennial tree, Middle/Unknown, Greenhouse, Forest, Self-other/Self-sterilized, Field, Inoculum, Community, Alone/Intra-specific, Aboveground
Reinhart <i>et al.</i> 2005b	Native, Perennial tree, Middle/Unknown, Greenhouse, Forest, Self-other/Self-sterilized, Field, Inoculum, Community, Intra-specific, Seedling survival %
Reinhart <i>et al.</i> 2005a	Native/Non-native, Perennial tree, Middle/Late, Field, Forest, Self-other, Field, Whole soil, Community, Inter-specific, Aboveground
Suding <i>et al.</i> 2004	Native, Perennial grass/Perennial forb, Late, Field, Alpine, Self-other, Field, Whole soil, Community, Intra-specific/Inter-specific, Relative abundance/Relative growth
Suguenza <i>et al.</i> 2006	Native, Perennial shrub, Late, Greenhouse, Shrub steppe, Self-sterilized, Field, Inoculum, Community, Alone, Total biomass
Troelstra <i>et al.</i> 2001	Native, Perennial grass, Unknown, Greenhouse, Dune grass, Self-sterilized, Field, Whole, Community, Alone, Total biomass
Van der Putten <i>et al.</i> 2007	Native/Non-native, Annual grass/Perennial grass, Early/Late, Greenhouse, Grassland, Self-sterilized, Field, Inoculum, Monoculture, Intra-specific, Aboveground
Van der Stoel <i>et al.</i> 2002	Native, Perennial grass, Early, Greenhouse, Dune grass, Self-sterilized, Field, Inoculum, Monoculture, Intra-specific, Relative total biomass

---

## Figure Legends

Figure 1. Number of plant-soil feedback experiments by effect size. Negative effect sizes suggest that plants grow better on ‘other’ than on ‘self’ cultivated soil. Three outliers beyond -6 are not shown ( $n = 290$  experiments).

Figure 2. Effect sizes for experiments separated into (a) length of life cycle and life form classes, and (b) successional stage and species origin. Sample sizes are indicated at the top.

Figure 3. Effect sizes for experiments separated into (a) experimental approach, whether the soils in Phase I are cultivated through a manipulative or natural experiment, and experimental venue, and (b) soil media or volume used in Phase I, soil cultivation method, and target species neighborhood in Phase II. Sample sizes are indicated at the top.

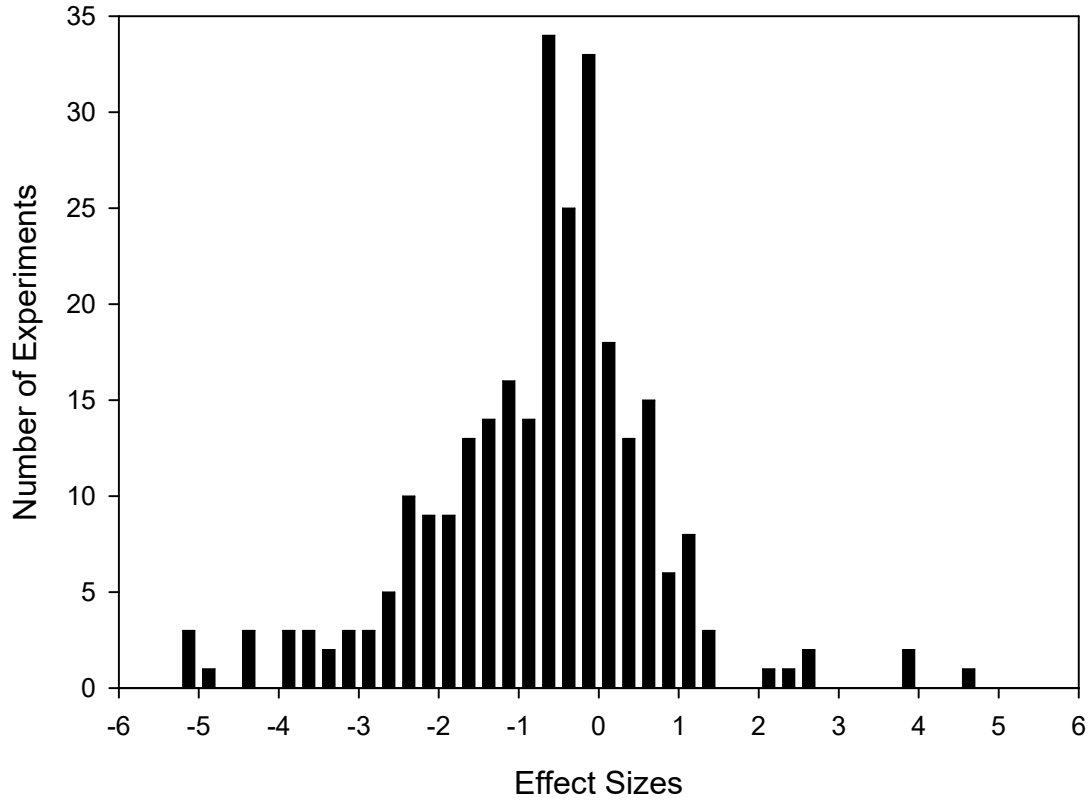


Figure 1. Number of plant-soil feedback experiments by effect size. Negative effect sizes suggest that plants grow better on ‘other’ than on ‘self’ cultivated soil. Three outliers beyond -6 are not shown ( $n = 290$  experiments).



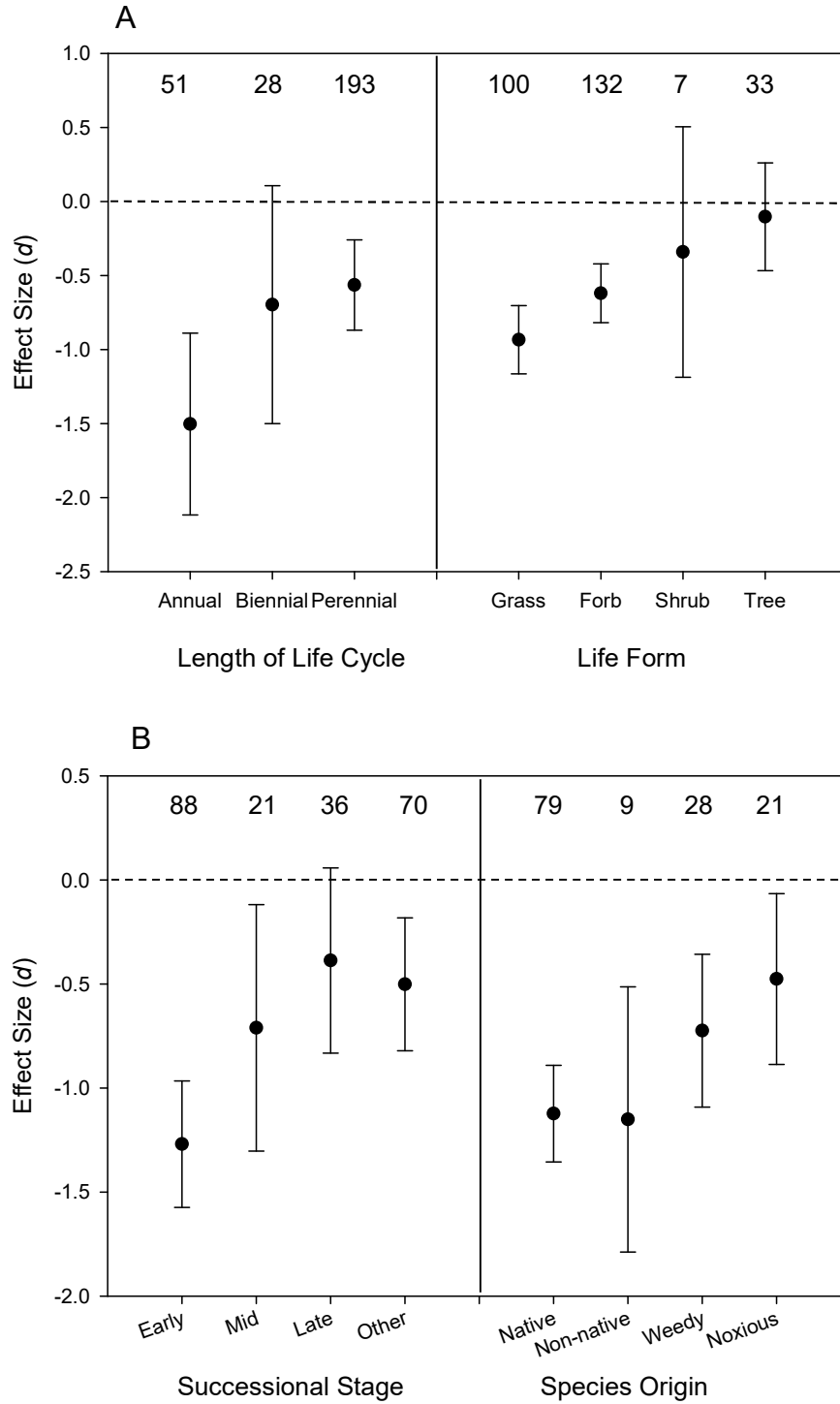


Figure 2. Effect sizes for experiments separated into (a) length of life cycle and life form classes, and (b) successional stage and species origin. Sample sizes are indicated at the top.

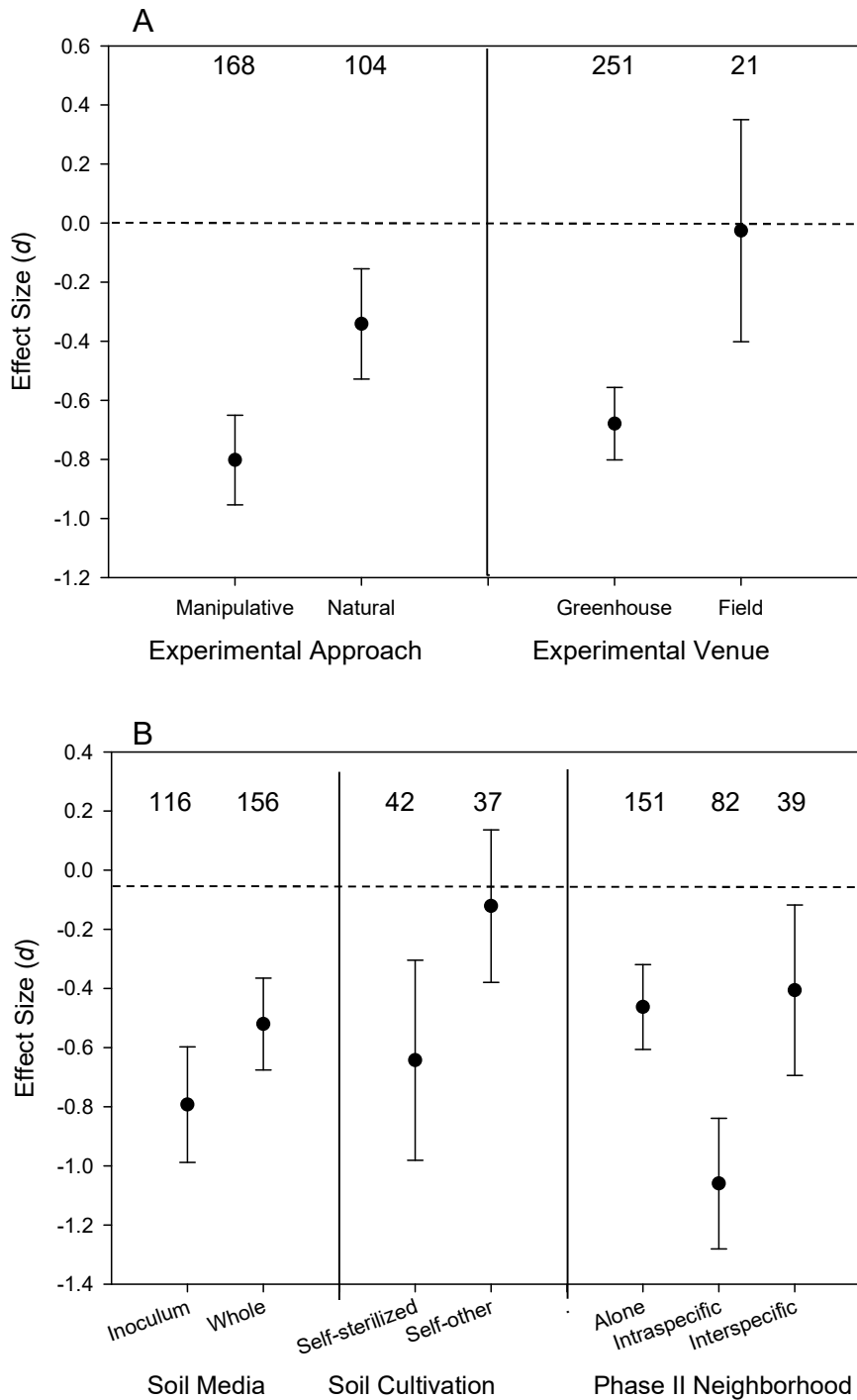


Figure 3. Effect sizes for experiments separated into (a) experimental approach, whether the soils in Phase I are cultivated through a manipulative or natural experiment, and experimental venue, and (b) soil media or volume used in Phase I, soil cultivation method, and target species neighborhood in Phase II. Sample sizes are indicated at the top.

Appendix A. List of references, species origin, the growth form, successional stage, experimental setting, habitat where species were collected, experimental approach, length of Phase I in months which also indicates whether the test was natural or manipulative, inoculum or whole species approach, cultivation in Phase I, length of Phase II, method of Phase II growth, which indicates whether there was competition, and the response variable measured for each of the 286 experiments.

Author	Target Species	Species origin	Growth form	Successional stage	Experimental setting	Habitat	Approach	Phase I (months)	Inoculum or Whole soil	Phase I: Cultivated by Monoculture or Community	Phase II Growth	Response Variable
Agrawal <i>et al.</i> 2005	<i>Artemisia biennis</i>	Non-native	Biennial forb	Early	Greenhouse	Grassland	Self-Other	1.0	Whole soil	Monoculture	Alone	Aboveground
Agrawal <i>et al.</i> 2005	<i>Artemisia campestris</i>	Native	Biennial forb	Early	Greenhouse	Grassland	Self-Other	1.0	Whole soil	Monoculture	Alone	Aboveground
Agrawal <i>et al.</i> 2005	<i>Bromus inermis</i>	Non-native	Perennial grass	Unknown	Greenhouse	Grassland	Self-Other	1.0	Whole soil	Monoculture	Alone	Aboveground
Agrawal <i>et al.</i> 2005	<i>Bromus kalmii</i>	Native	Perennial grass	Unknown	Greenhouse	Grassland	Self-Other	1.0	Whole soil	Monoculture	Alone	Aboveground
Agrawal <i>et al.</i> 2005	<i>Campanula rapunculoides</i>	Non-native	Perennial forb	Unknown	Greenhouse	Grassland	Self-Other	1.0	Whole soil	Monoculture	Alone	Aboveground
Agrawal <i>et al.</i> 2005	<i>Campanula rotundifolia</i>	Native	Perennial forb	Late	Greenhouse	Grassland	Self-Other	1.0	Whole soil	Monoculture	Alone	Aboveground
Agrawal <i>et al.</i> 2005	<i>Cerastium arvense</i>	Native	Perennial forb	Unknown	Greenhouse	Grassland	Self-Other	1.0	Whole soil	Monoculture	Alone	Aboveground
Agrawal <i>et al.</i> 2005	<i>Cerastium fontanum</i>	Non-native	Biennial forb	Early	Greenhouse	Grassland	Self-Other	1.0	Whole soil	Monoculture	Alone	Aboveground
Agrawal <i>et al.</i> 2005	<i>Elymus repens</i>	Non-native	Perennial grass	Unknown	Greenhouse	Grassland	Self-Other	1.0	Whole soil	Monoculture	Alone	Aboveground
Agrawal <i>et al.</i> 2005	<i>Elymus trachycaulus</i>	Native	Perennial grass	Middle	Greenhouse	Grassland	Self-Other	1.0	Whole soil	Monoculture	Alone	Aboveground
Agrawal <i>et al.</i> 2005	<i>Geum aleppicum</i>	Native	Perennial forb	Unknown	Greenhouse	Grassland	Self-Other	1.0	Whole soil	Monoculture	Alone	Aboveground
Agrawal <i>et al.</i> 2005	<i>Geum urbanum</i>	Non-native	Perennial forb	Unknown	Greenhouse	Grassland	Self-Other	1.0	Whole soil	Monoculture	Alone	Aboveground
Agrawal <i>et al.</i> 2005	<i>Lepidium campestre</i>	Non-native	Annual forb	Early	Greenhouse	Grassland	Self-Other	1.0	Whole soil	Monoculture	Alone	Aboveground
Agrawal <i>et al.</i> 2005	<i>Lepidium densiflorum</i>	Native	Annual forb	Early	Greenhouse	Grassland	Self-Other	1.0	Whole soil	Monoculture	Alone	Aboveground
Agrawal <i>et al.</i> 2005	<i>Plantago major</i>	Non-native	Annual forb	Early	Greenhouse	Grassland	Self-Other	1.0	Whole soil	Monoculture	Alone	Aboveground
Agrawal <i>et al.</i> 2005	<i>Plantago rugellii</i>	Native	Annual forb	Early	Greenhouse	Grassland	Self-Other	1.0	Whole soil	Monoculture	Alone	Aboveground
Agrawal <i>et al.</i> 2005	<i>Potentilla arguta</i>	Native	Perennial forb	Unknown	Greenhouse	Grassland	Self-Other	1.0	Whole soil	Monoculture	Alone	Aboveground
Agrawal <i>et al.</i> 2005	<i>Potentilla recta</i>	Non-native	Perennial forb	Unknown	Greenhouse	Grassland	Self-Other	1.0	Whole soil	Monoculture	Alone	Aboveground
Agrawal <i>et al.</i>	<i>Silene</i>	Native	Annual	Early	Greenhouse	Grassland	Self-Other	1.0	Whole soil	Monoculture	Alone	Aboveground

2005	<i>antirrhina</i>		forb									
Agrawal <i>et al.</i> 2005	<i>Silene vulgaris</i>	Non-native	Perennial forb	Unknown	Greenhouse	Grassland	Self-Other	1.0	Whole soil	Monoculture	Alone	Aboveground
Beckstead and Parker 2003	<i>Ammophila arenaria</i>	Non-native	Perennial grass	Early	Greenhouse	Dune grass	Self-Sterilized	Field	Whole soil	Monoculture	Intra-specific	Aboveground
Belnap <i>et al.</i> 2005	<i>Hilaria jamesii</i>	Native	Perennial grass	Unknown	Greenhouse	Desert	Self-Other	Field	Whole soil	Monoculture	Intra-specific	Aboveground
Belnap <i>et al.</i> 2005	<i>Hilaria jamesii</i>	Native	Perennial grass	Unknown	Greenhouse	Desert	Self-Other	Field	Whole soil	Monoculture	Intra-specific	Aboveground
Bever 1994	<i>Anthoxanthum odoratum</i>	Native	Perennial grass	Late	Greenhouse	Grassland	Self-Other	15.0	Inoculum	Monoculture	Intra-specific	Total biomass
Bever 1994	<i>Anthoxanthum odoratum</i>	Native	Perennial grass	Late	Greenhouse	Grassland	Self-Other	15.0	Inoculum	Monoculture	Intra-specific	Total biomass
Bever 1994	<i>Anthoxanthum odoratum</i>	Native	Perennial grass	Late	Greenhouse	Grassland	Self-Other	15.0	Inoculum	Monoculture	Intra-specific	Total biomass
Bever 1994	<i>Anthoxanthum odoratum</i>	Native	Perennial grass	Late	Greenhouse	Grassland	Self-Sterilized	15.0	Inoculum	Monoculture	Intra-specific	Total biomass
Bever 1994	<i>Danthonia spicata</i>	Native	Perennial grass	Late	Greenhouse	Grassland	Self-Other	15.0	Inoculum	Monoculture	Intra-specific	Total biomass
Bever 1994	<i>Danthonia spicata</i>	Native	Perennial grass	Late	Greenhouse	Grassland	Self-Other	15.0	Inoculum	Monoculture	Intra-specific	Total biomass
Bever 1994	<i>Danthonia spicata</i>	Native	Perennial grass	Late	Greenhouse	Grassland	Self-Other	15.0	Inoculum	Monoculture	Intra-specific	Total biomass
Bever 1994	<i>Danthonia spicata</i>	Native	Perennial grass	Late	Greenhouse	Grassland	Self-Sterilized	15.0	Inoculum	Monoculture	Intra-specific	Total biomass
Bever 1994	<i>Panicum sphaerocarpon</i>	Native	Perennial grass	Late	Greenhouse	Grassland	Self-Other	15.0	Inoculum	Monoculture	Intra-specific	Total biomass
Bever 1994	<i>Panicum sphaerocarpon</i>	Native	Perennial grass	Late	Greenhouse	Grassland	Self-Other	15.0	Inoculum	Monoculture	Intra-specific	Total biomass
Bever 1994	<i>Panicum sphaerocarpon</i>	Native	Perennial grass	Late	Greenhouse	Grassland	Self-Other	15.0	Inoculum	Monoculture	Intra-specific	Total biomass
Bever 1994	<i>Panicum sphaerocarpon</i>	Native	Perennial grass	Late	Greenhouse	Grassland	Self-Sterilized	15.0	Inoculum	Monoculture	Intra-specific	Total biomass
Bezemer <i>et al.</i> 2006a	<i>Senecio jacobaea</i>	Native	Biennial forb	Early	Greenhouse	Grassland	Self-Other	72.0	Inoculum	Community	Alone	Total biomass
Bezemer <i>et al.</i> 2006a	<i>Senecio jacobaea</i>	Native	Biennial forb	Early	Greenhouse	Grassland	Self-Other	72.0	Inoculum	Community	Intra-specific	Total biomass
Bezemer <i>et al.</i> 2006b	<i>Achillea millefolium</i>	Native	Biennial forb	Middle	Greenhouse	Grassland	Self-Other	24.0	Whole soil	Monoculture	Alone	Total biomass
Bezemer <i>et al.</i> 2006b	<i>Agrostis capillaris</i>	Native	Perennial grass	Middle	Greenhouse	Grassland	Self-Other	24.0	Whole soil	Monoculture	Alone	Total biomass
Bezemer <i>et al.</i> 2006b	<i>Anthoxanthum odoratum</i>	Native	Perennial grass	Late	Greenhouse	Grassland	Self-Other	24.0	Whole soil	Monoculture	Alone	Total biomass
Bezemer <i>et al.</i> 2006b	<i>Briza media</i>	Native	Perennial grass	Unknown	Greenhouse	Grassland	Self-Other	24.0	Whole soil	Monoculture	Alone	Total biomass
Bezemer <i>et al.</i>	<i>Briza media</i>	Native	Perennial	Unknown	Greenhouse	Grassland	Self-Other	24.0	Whole soil	Monoculture	Alone	Total biomass

2006b			grass										
Bezemer <i>et al.</i>	<i>Bromus erectus</i>	Native	Perennial grass	Unknown	Greenhouse	Grassland	Self-Other	24.0	Whole soil	Monoculture	Alone	Total biomass	
2006b			grass										
Bezemer <i>et al.</i>	<i>Festuca ovina</i>	Native	Perennial grass	Unknown	Greenhouse	Grassland	Self-Other	24.0	Whole soil	Monoculture	Alone	Total biomass	
2006b			grass										
Bezemer <i>et al.</i>	<i>Festuca ovina</i>	Native	Perennial grass	Unknown	Greenhouse	Grassland	Self-Other	24.0	Whole soil	Monoculture	Alone	Total biomass	
2006b			forb										
Bezemer <i>et al.</i>	<i>Hypochaeris radicata</i>	Native	Biennial forb	Middle	Greenhouse	Grassland	Self-Other	24.0	Whole soil	Monoculture	Alone	Total biomass	
2006b			forb										
Bezemer <i>et al.</i>	<i>Plantago lanceolata</i>	Native	Biennial forb	Middle	Greenhouse	Grassland	Self-Other	24.0	Whole soil	Monoculture	Alone	Total biomass	
2006b			forb										
Bezemer <i>et al.</i>	<i>Plantago lanceolata</i>	Native	Biennial forb	Middle	Greenhouse	Grassland	Self-Other	24.0	Whole soil	Monoculture	Alone	Total biomass	
2006b			forb										
Bezemer <i>et al.</i>	<i>Prunella vulgaris</i>	Native	Biennial forb	Unknown	Greenhouse	Grassland	Self-Other	24.0	Whole soil	Monoculture	Alone	Total biomass	
2006b			forb										
Bezemer <i>et al.</i>	<i>Sanguisorba minor</i>	Native	Biennial forb	Unknown	Greenhouse	Grassland	Self-Other	24.0	Whole soil	Monoculture	Alone	Total biomass	
2006			forb										
Bodelier <i>et al.</i>	<i>Potamogeton pectinatus</i>	Non-native	Perennial forb	Unknown	Greenhouse	Wetland	Self-Sterilized	Field	Whole soil	Community	Alone	Total biomass	
2006			forb										
Bodelier <i>et al.</i>	<i>Potamogeton pectinatus</i>	Non-native	Perennial forb	Unknown	Greenhouse	Wetland	Self-Sterilized	Field	Whole soil	Community	Alone	Total biomass	
2006			forb										
Bodelier <i>et al.</i>	<i>Potamogeton pectinatus</i>	Non-native	Perennial forb	Unknown	Greenhouse	Wetland	Self-Sterilized	Field	Whole soil	Community	Intra-specific	Total biomass	
2006			forb										
Bodelier <i>et al.</i>	<i>Potamogeton pectinatus</i>	Non-native	Perennial forb	Unknown	Greenhouse	Wetland	Self-Sterilized	Field	Whole soil	Community	Intra-specific	Total biomass	
2005			grass										
Bonanomi and Mazzoleni	<i>Holcus lanatus</i>	Native	Perennial grass	Unknown	Greenhouse	Grassland	Self-Other	3.5	Whole soil	Monoculture	Alone	Total biomass	
2005			grass										
Bonanomi and Mazzoleni	<i>Holcus lanatus</i>	Native	Perennial grass	Unknown	Greenhouse	Grassland	Self-Other	3.5	Whole soil	Monoculture	Intra-specific	Total biomass	
2005			grass										
Bonanomi and Mazzoleni	<i>Holcus lanatus</i>	Native	Perennial grass	Unknown	Greenhouse	Grassland	Self-Other	3.5	Whole soil	Monoculture	Inter-specific	Total biomass	
2005			shrub										
Bonanomi and Mazzoleni	<i>Inula viscosa</i>	Native	Perennial shrub	Late	Greenhouse	Grassland	Self-Other	3.5	Whole soil	Monoculture	Alone	Total biomass	
2005			shrub										
Bonanomi and Mazzoleni	<i>Inula viscosa</i>	Native	Perennial shrub	Late	Greenhouse	Grassland	Self-Other	3.5	Whole soil	Monoculture	Intra-specific	Total biomass	
2005			shrub										
Bonanomi and Mazzoleni	<i>Inula viscosa</i>	Native	Perennial shrub	Late	Greenhouse	Grassland	Self-Other	3.5	Whole soil	Monoculture	Inter-specific	Total biomass	
2005			shrub										
Bonanomi and Mazzoleni	<i>Inula viscosa</i>	Native	Perennial shrub	Late	Greenhouse	Grassland	Self-Other	3.5	Whole soil	Monoculture	Alone	Total biomass	
2005			grass										
Bonanomi and	<i>Pulicaria</i>	Native	Perennial	Unknown	Greenhouse	Grassland	Self-Other	3.5	Whole soil	Monoculture	Alone	Total biomass	

Mazzoleni 2005	<i>dysenterica</i>		forb										
Bonanomi and Mazzoleni 2005	<i>Pulicaria dysenterica</i>	Native	Perennial forb	Unknown	Greenhouse	Grassland	Self-Other	3.5	Whole soil	Monoculture	Inter-specific	Total biomass	
Bonanomi and Mazzoleni 2005	<i>Pulicaria dysenterica</i>	Native	Perennial forb	Unknown	Greenhouse	Grassland	Self-Other	3.5	Whole soil	Monoculture	Alone	Total biomass	
Bonanomi <i>et al.</i> 2005b	<i>Scirpus holoschoenus</i>	Native	Perennial grass	Late	Greenhouse	Grassland	Self-Other	Field	Whole soil	Monoculture	Alone	Total biomass	
Callaway <i>et al.</i> 2004a	<i>Centaurea maculosa</i>	Non-native	Biennial forb	Early	Greenhouse	Grassland	Self-Other	Field	Inoculum	Community	Alone	Aboveground	
Callaway <i>et al.</i> 2004b	<i>Centaurea maculosa</i>	Non-native	Biennial forb	Early	Greenhouse	Grassland	Self-Other	Field	Inoculum	Community	Intra-specific	Aboveground	
Callaway <i>et al.</i> 2004b	<i>Centaurea maculosa</i>	Native	Biennial forb	Early	Greenhouse	Grassland	Self-Other	Field	Inoculum	Community	Intra-specific	Aboveground	
Callaway <i>et al.</i> 2004b	<i>Centaurea maculosa</i>	Non-native	Biennial forb	Early	Greenhouse	Grassland	Self-Other	3.8	Inoculum	Monoculture	Intra-specific	Aboveground	
Callaway <i>et al.</i> 2004b	<i>Centaurea maculosa</i>	Native	Biennial forb	Early	Greenhouse	Grassland	Self-Other	3.8	Inoculum	Monoculture	Intra-specific	Aboveground	
Callaway <i>et al.</i> 2004b	<i>Centaurea maculosa</i>	Non-native	Biennial forb	Early	Greenhouse	Grassland	Sterilized Self-	Field	Inoculum	Community	Intra-specific	Aboveground	
Callaway <i>et al.</i> 2004b	<i>Centaurea maculosa</i>	Native	Biennial forb	Early	Greenhouse	Grassland	Sterilized Self-	Field	Inoculum	Community	Intra-specific	Aboveground	
Callaway <i>et al.</i> 2004b	<i>Centaurea maculosa</i>	Non-native	Biennial forb	Early	Greenhouse	Grassland	Sterilized Self-	3.8	Inoculum	Monoculture	Intra-specific	Aboveground	
Callaway <i>et al.</i> 2004b	<i>Centaurea maculosa</i>	Native	Biennial forb	Early	Greenhouse	Grassland	Sterilized Self-	3.8	Inoculum	Monoculture	Intra-specific	Aboveground	
Casper and Castelli 2007	<i>Andropogon gerardii</i>	Native	Perennial grass	Middle	Field	Grassland	self-other	Field	Whole soil	Community	Alone	Aboveground	
Casper and Castelli 2007	<i>Andropogon gerardii</i>	Native	Perennial grass	Middle	Field	Grassland	self-other	Field	Whole soil	Community	Inter-specific	Aboveground	
Casper and Castelli 2007	<i>Schizachyrium scoparium</i>	Native	Perennial grass	Late	Field	Grassland	self-other	Field	Whole soil	Community	Alone	Aboveground	
Casper and Castelli 2007	<i>Schizachyrium scoparium</i>	Native	Perennial grass	Late	Field	Grassland	self-other	Field	Whole soil	Community	Inter-specific	Aboveground	
Casper and Castelli 2007	<i>Sorghastrum nutans</i>	Native	Perennial grass	Late	Field	Grassland	self-other	Field	Whole soil	Community	Alone	Aboveground	
Casper and Castelli 2007	<i>Sorghastrum nutans</i>	Native	Perennial grass	Late	Field	Grassland	self-other	Field	Whole soil	Community	Inter-specific	Aboveground	
De Deyn <i>et al.</i> 2004a	<i>Agrostis capillaris</i>	Native	Perennial grass	Middle	Greenhouse	Grassland	Sterilized Self-	Field	Whole soil	Community	Inter-specific	Aboveground	
De Deyn <i>et al.</i> 2004a	<i>Anthoxanthum odoratum</i>	Native	Perennial grass	Late	Greenhouse	Grassland	Sterilized Self-	Field	Whole soil	Community	Inter-specific	Aboveground	
De Deyn <i>et al.</i> 2004a	<i>Campanula rotundifolia</i>	Native	Perennial forb	Late	Greenhouse	Grassland	Sterilized Self-	Field	Whole soil	Community	Inter-specific	Aboveground	
De Deyn <i>et al.</i> 2004a	<i>Centaurea jacea</i>	Native	Perennial forb	Late	Greenhouse	Grassland	Sterilized Self-	Field	Whole soil	Community	Inter-specific	Aboveground	
De Deyn <i>et al.</i>	<i>Festuca</i>	Native	Perennial	Late	Greenhouse	Grassland	Self-	Field	Whole soil	Community	Inter-	Aboveground	

2004a	<i>ovina</i>		grass								sterilized	specific	
De Deyn <i>et al.</i> 2004a	<i>Festuca rubra</i>	Native	Perennial grass	Middle	Greenhouse	Grassland	Self-Sterilized	Field	Whole soil	Community	Inter-specific	Aboveground	
De Deyn <i>et al.</i> 2004a	<i>Lolium perenne</i>	Native	Perennial grass	Early	Greenhouse	Grassland	Self-Sterilized	Field	Whole soil	Community	Inter-specific	Aboveground	
De Deyn <i>et al.</i> 2004a	<i>Plantago lanceolata</i>	Native	Perennial forb	Middle	Greenhouse	Grassland	Self-Sterilized	Field	Whole soil	Community	Inter-specific	Aboveground	
De Deyn <i>et al.</i> 2004a	<i>Poa trivialis</i>	Native	Perennial grass	Early	Greenhouse	Grassland	Self-Sterilized	Field	Whole soil	Community	Inter-specific	Aboveground	
De Deyn <i>et al.</i> 2004a	<i>Prunella vulgaris</i>	Native	Perennial forb	Middle	Greenhouse	Grassland	Self-Sterilized	Field	Whole soil	Community	Inter-specific	Aboveground	
De Deyn <i>et al.</i> 2004a	<i>Rumex obtusifolius</i>	Native	Perennial forb	Early	Greenhouse	Grassland	Self-Sterilized	Field	Whole soil	Community	Inter-specific	Aboveground	
De Deyn <i>et al.</i> 2004a	<i>Stellaria media</i>	Native	Annual forb	Early	Greenhouse	Grassland	Self-Sterilized	Field	Whole soil	Community	Inter-specific	Aboveground	
De Deyn <i>et al.</i> 2004a	<i>Succisa pratensis</i>	Native	Annual forb	Early	Greenhouse	Grassland	Self-Sterilized	Field	Whole soil	Community	Inter-specific	Aboveground	
Ehlers and Thompson 2004	<i>Bromus erectus</i>	Native	Perennial grass	Unknown	Field	Grassland	Self-Other	Field	Whole soil	Community	Intra-specific	Aboveground	
Gillespie and Allen 2006	<i>Erodium macrophyllum</i>	Native	Annual forb	Early	Greenhouse	Grassland	Self-Other	Field	Inoculum	Community	Alone	Aboveground	
Gillespie and Allen 2006	<i>Erodium macrophyllum</i>	Native	Annual forb	Early	Greenhouse	Grassland	Self-Other	Field	Inoculum	Community	Alone	Aboveground	
Gillespie and Allen 2006	<i>Erodium macrophyllum</i>	Native	Annual forb	Early	Greenhouse	Grassland	Self-Sterilized	Field	Inoculum	Monoculture	Alone	Aboveground	
Gustafson and Casper 2004	<i>Andropogon gerardii</i>	Native	Perennial grass	Middle	Greenhouse	Grassland	Self-Other	Field	Inoculum	Community	Alone	Total biomass	
Gustafson and Casper 2004	<i>Andropogon gerardii</i>	Native	Perennial grass	Middle	Greenhouse	Grassland	Self-Other	Field	Inoculum	Community	Alone	Total biomass	
Gustafson and Casper 2004	<i>Schizachyrium scoparium</i>	Native	Perennial grass	Late	Greenhouse	Grassland	Self-Other	Field	Inoculum	Community	Alone	Total biomass	
Gustafson and Casper 2004	<i>Schizachyrium scoparium</i>	Native	Perennial grass	Late	Greenhouse	Grassland	Self-Other	Field	Inoculum	Community	Alone	Total biomass	
Gustafson and Casper 2004	<i>Sorghastrum nutans</i>	Native	Perennial grass	Late	Greenhouse	Grassland	Self-Other	Field	Inoculum	Community	Alone	Total biomass	
Gustafson and Casper 2004	<i>Sorghastrum nutans</i>	Native	Perennial grass	Late	Greenhouse	Grassland	Self-Other	Field	Inoculum	Community	Alone	Total biomass	
Holah and Alexander 1999	<i>Andropogon gerardii</i>	Native	Perennial grass	Middle	Greenhouse	Grassland	Self-Other	Field	Inoculum	Community	Alone	Height	
Holah and Alexander 1999	<i>Andropogon gerardii</i>	Native	Perennial grass	Middle	Greenhouse	Grassland	Self-Sterilized	Field	Inoculum	Community	Alone	Height	
Holah and Alexander 1999	<i>Chamaecrista fasciculata</i> Michx.	Native	Annual forb	Early	Greenhouse	Grassland	Self-Other	Field	Inoculum	Community	Alone	Number of leaves	

Kulmatiski *et al.*

Holah and Alexander 1999	<i>Chamaecrista fasciculata</i> Michx.	Native	Annual forb	Early	Greenhouse	Grassland	Self-Sterilized	Field	Inoculum	Community	Alone	Number of leaves
Kardol <i>et al.</i> 2006	Early successional community	Native	Community	Early	Greenhouse	Grassland	Self-Other	5.0	Inoculum	Community	Inter-specific	Aboveground
Kardol <i>et al.</i> 2006	Early successional community	Native	Community	Early	Greenhouse	Grassland	Self-Other	5.0	Inoculum	Community	Inter-specific	Aboveground
Kardol <i>et al.</i> 2006	Early successional community	Native	Community	Early	Greenhouse	Grassland	Self-Other	Field	Inoculum	Community	Inter-specific	Aboveground
Kardol <i>et al.</i> 2006	Early successional community	Native	Community	Early	Greenhouse	Grassland	Self-Other	Field	Inoculum	Community	Inter-specific	Aboveground
Kardol <i>et al.</i> 2006	Late successional community	Native	Community	Late	Greenhouse	Grassland	Self-Other	5.0	Inoculum	Community	Inter-specific	Aboveground
Kardol <i>et al.</i> 2006	Late successional community	Native	Community	Late	Greenhouse	Grassland	Self-Other	5.0	Inoculum	Community	Inter-specific	Aboveground
Kardol <i>et al.</i> 2006	Late successional community	Native	Community	Late	Greenhouse	Grassland	Self-Other	Field	Inoculum	Community	Inter-specific	Aboveground
Kardol <i>et al.</i> 2006	Late successional community	Native	Community	Late	Greenhouse	Grassland	Self-Other	Field	Inoculum	Community	Inter-specific	Aboveground
Kardol <i>et al.</i> 2006	Mid successional community	Native	Community	Middle	Greenhouse	Grassland	Self-Other	5.0	Inoculum	Community	Inter-specific	Aboveground
Kardol <i>et al.</i> 2006	Mid successional community	Native	Community	Middle	Greenhouse	Grassland	Self-Other	5.0	Inoculum	Community	Inter-specific	Aboveground
Kardol <i>et al.</i> 2006	Mid successional community	Native	Community	Middle	Greenhouse	Grassland	Self-Other	Field	Inoculum	Community	Inter-specific	Aboveground
Kardol <i>et al.</i> 2006	Mid successional community	Native	Community	Middle	Greenhouse	Grassland	Self-Other	Field	Inoculum	Community	Inter-specific	Aboveground
Kardol <i>et al.</i> 2007	<i>Alopecurus geniculatus</i>	Native	Perennial grass	Early	Greenhouse	Grassland	Self-Other	2.0	Inoculum	Monoculture	Intra-specific	Total biomass
Kardol <i>et al.</i> 2007	<i>Alopecurus geniculatus</i>	Native	Perennial grass	Early	Greenhouse	Grassland	Self-Other	2.0	Inoculum	Monoculture	Intra-specific	Total biomass
Kardol <i>et al.</i> 2007	<i>Alopecurus geniculatus</i>	Native	Perennial grass	Early	Greenhouse	Grassland	Self-Other	2.0	Inoculum	Monoculture	Intra-specific	Total biomass
Kardol <i>et al.</i> 2007	<i>Alopecurus geniculatus</i>	Native	Perennial grass	Early	Greenhouse	Grassland	Self-Other	2.0	Inoculum	Monoculture	Intra-specific	Total biomass
Kardol <i>et al.</i> 2007	<i>Alopecurus geniculatus</i>	Native	Perennial grass	Early	Greenhouse	Grassland	Self-Other	2.0	Inoculum	Monoculture	Intra-specific	Total biomass
Kardol <i>et al.</i>	<i>Alopecurus</i>	Native	Perennial	Early	Greenhouse	Grassland	Self-Other	2.0	Inoculum	Monoculture	Intra-	Total biomass



2007	<i>geniculatus</i>		grass								specific	
Kardol <i>et al.</i>	<i>Alopecurus geniculatus</i>	Native	Perennial grass	Early	Greenhouse	Grassland	Self-Other	2.0	Inoculum	Monoculture	Inter-specific	Aboveground
Kardol <i>et al.</i>	<i>Apera spica-venti</i>	Native	Annual grass	Early	Greenhouse	Grassland	Self-Other	2.0	Inoculum	Monoculture	Intra-specific	Total biomass
Kardol <i>et al.</i>	<i>Apera spica-venti</i>	Native	Annual grass	Early	Greenhouse	Grassland	Self-Other	2.0	Inoculum	Monoculture	Intra-specific	Total biomass
Kardol <i>et al.</i>	<i>Apera spica-venti</i>	Native	Annual grass	Early	Greenhouse	Grassland	Self-Other	2.0	Inoculum	Monoculture	Intra-specific	Total biomass
Kardol <i>et al.</i>	<i>Apera spica-venti</i>	Native	Annual grass	Early	Greenhouse	Grassland	Self-Other	2.0	Inoculum	Monoculture	Intra-specific	Total biomass
Kardol <i>et al.</i>	<i>Apera spica-venti</i>	Native	Annual grass	Early	Greenhouse	Grassland	Self-Other	2.0	Inoculum	Monoculture	Intra-specific	Total biomass
Kardol <i>et al.</i>	<i>Apera spica-venti</i>	Native	Annual grass	Early	Greenhouse	Grassland	Self-Other	2.0	Inoculum	Monoculture	Intra-specific	Total biomass
Kardol <i>et al.</i>	<i>Apera spica-venti</i>	Native	Annual grass	Early	Greenhouse	Grassland	Self-Other	2.0	Inoculum	Monoculture	Inter-specific	Aboveground
Kardol <i>et al.</i>	<i>Capsella bursa-pastoris</i>	Native	Annual forb	Early	Greenhouse	Grassland	Self-Other	2.0	Inoculum	Monoculture	Intra-specific	Total biomass
Kardol <i>et al.</i>	<i>Capsella bursa-pastoris</i>	Native	Annual forb	Early	Greenhouse	Grassland	Self-Other	2.0	Inoculum	Monoculture	Intra-specific	Total biomass
Kardol <i>et al.</i>	<i>Capsella bursa-pastoris</i>	Native	Annual forb	Early	Greenhouse	Grassland	Self-Other	2.0	Inoculum	Monoculture	Intra-specific	Total biomass
Kardol <i>et al.</i>	<i>Capsella bursa-pastoris</i>	Native	Annual forb	Early	Greenhouse	Grassland	Self-Other	2.0	Inoculum	Monoculture	Intra-specific	Total biomass
Kardol <i>et al.</i>	<i>Capsella bursa-pastoris</i>	Native	Annual forb	Early	Greenhouse	Grassland	Self-Other	2.0	Inoculum	Monoculture	Intra-specific	Total biomass
Kardol <i>et al.</i>	<i>Capsella bursa-pastoris</i>	Native	Annual forb	Early	Greenhouse	Grassland	Self-Other	2.0	Inoculum	Monoculture	Intra-specific	Total biomass
Kardol <i>et al.</i>	<i>Conyza canadensis</i>	Non-native	Annual forb	Early	Greenhouse	Grassland	Self-Other	2.0	Inoculum	Monoculture	Inter-specific	Aboveground
Kardol <i>et al.</i>	<i>Conyza canadensis</i>	Non-native	Annual forb	Early	Greenhouse	Grassland	Self-Other	2.0	Inoculum	Monoculture	Intra-specific	Aboveground
Kardol <i>et al.</i>	<i>Conyza canadensis</i>	Non-native	Annual forb	Early	Greenhouse	Grassland	Self-Other	2.0	Inoculum	Monoculture	Intra-specific	Total biomass
Kardol <i>et al.</i>	<i>Conyza canadensis</i>	Non-native	Annual forb	Early	Greenhouse	Grassland	Self-Other	2.0	Inoculum	Monoculture	Intra-specific	Total biomass
Kardol <i>et al.</i>	<i>Conyza canadensis</i>	Non-native	Annual forb	Early	Greenhouse	Grassland	Self-Other	2.0	Inoculum	Monoculture	Intra-specific	Total biomass
Kardol <i>et al.</i>	<i>Conyza canadensis</i>	Non-native	Annual forb	Early	Greenhouse	Grassland	Self-Other	2.0	Inoculum	Monoculture	Inter-specific	Total biomass
Kardol <i>et al.</i>	<i>Conyza canadensis</i>	Non-native	Annual forb	Early	Greenhouse	Grassland	Self-Other	2.0	Inoculum	Monoculture	Intra-specific	Total biomass

Kardol <i>et al.</i> 2007	<i>Conyza canadensis</i>	Non-native	Annual forb	Early	Greenhouse	Grassland	Self-Other	2.0	Inoculum	Monoculture	Inter- specific	Aboveground
Kardol <i>et al.</i> 2007	<i>Poa annua</i>	Native	Annual grass	Early	Greenhouse	Grassland	Self-Other	2.0	Inoculum	Monoculture	Intra- specific	Total biomass
Kardol <i>et al.</i> 2007	<i>Poa annua</i>	Native	Annual grass	Early	Greenhouse	Grassland	Self-Other	2.0	Inoculum	Monoculture	Intra- specific	Total biomass
Kardol <i>et al.</i> 2007	<i>Poa annua</i>	Native	Annual grass	Early	Greenhouse	Grassland	Self-Other	2.0	Inoculum	Monoculture	Intra- specific	Total biomass
Kardol <i>et al.</i> 2007	<i>Poa annua</i>	Native	Annual grass	Early	Greenhouse	Grassland	Self-Other	2.0	Inoculum	Monoculture	Intra- specific	Total biomass
Kardol <i>et al.</i> 2007	<i>Poa annua</i>	Native	Annual grass	Early	Greenhouse	Grassland	Self-Other	2.0	Inoculum	Monoculture	Intra- specific	Total biomass
Kardol <i>et al.</i> 2007	<i>Poa annua</i>	Native	Annual grass	Early	Greenhouse	Grassland	Self-Other	2.0	Inoculum	Monoculture	Intra- specific	Total biomass
Kardol <i>et al.</i> 2007	<i>Poa annua</i>	Native	Annual grass	Early	Greenhouse	Grassland	Self-Other	2.0	Inoculum	Monoculture	Inter- specific	Aboveground
Kardol <i>et al.</i> 2007	<i>Viola arvensis</i>	Native	Annual forb	Early	Greenhouse	Grassland	Self-Other	2.0	Inoculum	Monoculture	Intra- specific	Total biomass
Kardol <i>et al.</i> 2007	<i>Viola arvensis</i>	Native	Annual forb	Early	Greenhouse	Grassland	Self-Other	2.0	Inoculum	Monoculture	Intra- specific	Total biomass
Kardol <i>et al.</i> 2007	<i>Viola arvensis</i>	Native	Annual forb	Early	Greenhouse	Grassland	Self-Other	2.0	Inoculum	Monoculture	Intra- specific	Total biomass
Kardol <i>et al.</i> 2007	<i>Viola arvensis</i>	Native	Annual forb	Early	Greenhouse	Grassland	Self-Other	2.0	Inoculum	Monoculture	Intra- specific	Total biomass
Kardol <i>et al.</i> 2007	<i>Viola arvensis</i>	Native	Annual forb	Early	Greenhouse	Grassland	Self-Other	2.0	Inoculum	Monoculture	Intra- specific	Total biomass
Kardol <i>et al.</i> 2007	<i>Viola arvensis</i>	Native	Annual forb	Early	Greenhouse	Grassland	Self-Other	2.0	Inoculum	Monoculture	Intra- specific	Total biomass
Kardol <i>et al.</i> 2007	<i>Viola arvensis</i>	Native	Annual forb	Early	Greenhouse	Grassland	Self-Other	2.0	Inoculum	Monoculture	Inter- specific	Aboveground
Klironomos 2002	<i>Achillea millefolium</i>	Native	Perennial forb	Middle	Greenhouse	Grassland	Self-Other	5.0	Whole soil	Monoculture	Alone	Total biomass
Klironomos 2002	<i>Agrostis gigantea</i>	Non-native	Perennial grass	Middle	Greenhouse	Grassland	Self-Other	5.0	Whole soil	Monoculture	Alone	Total biomass
Klironomos 2002	<i>Agrostis scabra</i>	Native	Perennial grass	Middle	Greenhouse	Grassland	Self-Other	5.0	Whole soil	Monoculture	Alone	Total biomass
Klironomos 2002	<i>Apocynum cannabinum</i>	Native	Perennial forb	Unknown	Greenhouse	Grassland	Self-Other	5.0	Whole soil	Monoculture	Alone	Total biomass
Klironomos 2002	<i>Asclepias syriaca</i>	Native	Perennial forb	Unknown	Greenhouse	Grassland	Self-Other	5.0	Whole soil	Monoculture	Alone	Total biomass
Klironomos 2002	<i>Asparagus officinalis</i>	Non-native	Perennial forb	Unknown	Greenhouse	Grassland	Self-Other	5.0	Whole soil	Monoculture	Alone	Total biomass
Klironomos 2002	<i>Aster novae- angliae</i>	Native	Perennial forb	Unknown	Greenhouse	Grassland	Self-Other	5.0	Whole soil	Monoculture	Alone	Total biomass
Klironomos 2002	<i>Aster simplex</i>	Native	Perennial forb	Unknown	Greenhouse	Grassland	Self-Other	5.0	Whole soil	Monoculture	Alone	Total biomass
Klironomos 2002	<i>Aster vimineus</i>	Native	Perennial forb	Unknown	Greenhouse	Grassland	Self-Other	5.0	Whole soil	Monoculture	Alone	Total biomass
Klironomos 2002	<i>Bromus inermis</i>	Non-native	Perennial grass	Unknown	Greenhouse	Grassland	Self-Other	5.0	Whole soil	Monoculture	Alone	Total biomass

Klironomos 2002	<i>Carex aurea</i>	Native	Perennial grass	Unknown	Greenhouse	Grassland	Self-Other	5.0	Whole soil	Monoculture	Alone	Total biomass
Klironomos 2002	<i>Carex flava</i>	Native	Perennial grass	Unknown	Greenhouse	Grassland	Self-Other	5.0	Whole soil	Monoculture	Alone	Total biomass
Klironomos 2002	<i>Carex garberi</i>	Native	Perennial grass	Unknown	Greenhouse	Grassland	Self-Other	5.0	Whole soil	Monoculture	Alone	Total biomass
Klironomos 2002	<i>Carex granularis</i>	Native	Perennial grass	Unknown	Greenhouse	Grassland	Self-Other	5.0	Whole soil	Monoculture	Alone	Total biomass
Klironomos 2002	<i>Centaurea jacea</i>	Non-native	Perennial forb	Unknown	Greenhouse	Grassland	Self-Other	5.0	Whole soil	Monoculture	Alone	Total biomass
Klironomos 2002	<i>Cerastium vulgatum</i>	Non-native	Biennial forb	Early	Greenhouse	Grassland	Self-Other	5.0	Whole soil	Monoculture	Alone	Total biomass
Klironomos 2002	<i>Chenopodium ambrosioides</i>	Non-native	Biennial forb	Early	Greenhouse	Grassland	Self-Other	5.0	Whole soil	Monoculture	Alone	Total biomass
Klironomos 2002	<i>Chrysanthemum leucanthemum</i>	Non-native	Perennial forb	Unknown	Greenhouse	Grassland	Self-Other	5.0	Whole soil	Monoculture	Alone	Total biomass
Klironomos 2002	<i>Cichorium intybus</i>	Non-native	Biennial forb	Early	Greenhouse	Grassland	Self-Other	5.0	Whole soil	Monoculture	Alone	Total biomass
Klironomos 2002	<i>Cirsium arvense</i>	Non-native	Perennial forb	Unknown	Greenhouse	Grassland	Self-Other	5.0	Whole soil	Monoculture	Alone	Total biomass
Klironomos 2002	<i>Cirsium vulgare</i>	Non-native	Biennial forb	Early	Greenhouse	Grassland	Self-Other	5.0	Whole soil	Monoculture	Alone	Total biomass
Klironomos 2002	<i>Convolvulus arvensis</i>	Non-native	Perennial forb	Unknown	Greenhouse	Grassland	Self-Other	5.0	Whole soil	Monoculture	Alone	Total biomass
Klironomos 2002	<i>Coronilla varia</i>	Non-native	Perennial forb	Unknown	Greenhouse	Grassland	Self-Other	5.0	Whole soil	Monoculture	Alone	Total biomass
Klironomos 2002	<i>Dactylis glomerata</i>	Non-native	Perennial grass	Unknown	Greenhouse	Grassland	Self-Other	5.0	Whole soil	Monoculture	Alone	Total biomass
Klironomos 2002	<i>Daucus carota</i>	Non-native	Biennial forb	Early	Greenhouse	Grassland	Self-Other	5.0	Whole soil	Monoculture	Alone	Total biomass
Klironomos 2002	<i>Echium vulgare</i>	Non-native	Biennial forb	Early	Greenhouse	Grassland	Self-Other	5.0	Whole soil	Monoculture	Alone	Total biomass
Klironomos 2002	<i>Erigeron philadelphicus</i>	Native	Biennial forb	Early	Greenhouse	Grassland	Self-Other	5.0	Whole soil	Monoculture	Alone	Total biomass
Klironomos 2002	<i>Erigeron strigosus</i>	Native	Biennial forb	Early	Greenhouse	Grassland	Self-Other	5.0	Whole soil	Monoculture	Alone	Total biomass
Klironomos 2002	<i>Fragaria virginiana</i>	Native	Perennial forb	Unknown	Greenhouse	Grassland	Self-Other	5.0	Whole soil	Monoculture	Alone	Total biomass
Klironomos 2002	<i>Galium mollugo</i>	Non-native	Perennial forb	Unknown	Greenhouse	Grassland	Self-Other	5.0	Whole soil	Monoculture	Alone	Total biomass
Klironomos 2002	<i>Galium palustre</i>	Native	Perennial forb	Unknown	Greenhouse	Grassland	Self-Other	5.0	Whole soil	Monoculture	Alone	Total biomass
Klironomos 2002	<i>Geum aleppicum</i>	Native	Perennial forb	Unknown	Greenhouse	Grassland	Self-Other	5.0	Whole soil	Monoculture	Alone	Total biomass
Klironomos 2002	<i>Hieracium aurantiacum</i>	Non-native	Perennial forb	Unknown	Greenhouse	Grassland	Self-Other	5.0	Whole soil	Monoculture	Alone	Total biomass

Klironomos 2002	<i>Hieracium pilosella</i>	Non-native	Perennial forb	Unknown	Greenhouse	Grassland	Self-Other	5.0	Whole soil	Monoculture	Alone	Total biomass
Klironomos 2002	<i>Hieracium pratense</i>	Non-native	Perennial forb	Unknown	Greenhouse	Grassland	Self-Other	5.0	Whole soil	Monoculture	Alone	Total biomass
Klironomos 2002	<i>Hypericum perforatum</i>	Non-native	Perennial forb	Unknown	Greenhouse	Grassland	Self-Other	5.0	Whole soil	Monoculture	Alone	Total biomass
Klironomos 2002	<i>Juncus dudleyi</i>	Native	Perennial grass	Unknown	Greenhouse	Grassland	Self-Other	5.0	Whole soil	Monoculture	Alone	Total biomass
Klironomos 2002	<i>Linaria vulgaris</i>	Non-native	Perennial forb	Unknown	Greenhouse	Grassland	Self-Other	5.0	Whole soil	Monoculture	Alone	Total biomass
Klironomos 2002	<i>Medicago lupulina</i>	Non-native	Perennial forb	Unknown	Greenhouse	Grassland	Self-Other	5.0	Whole soil	Monoculture	Alone	Total biomass
Klironomos 2002	<i>Oenothera biennis</i>	Native	Biennial forb	Early	Greenhouse	Grassland	Self-Other	5.0	Whole soil	Monoculture	Alone	Total biomass
Klironomos 2002	<i>Oenothera perennis</i>	Native	Perennial forb	Unknown	Greenhouse	Grassland	Self-Other	5.0	Whole soil	Monoculture	Alone	Total biomass
Klironomos 2002	<i>Panicum lanuginosum</i>	Native	Perennial grass	Unknown	Greenhouse	Grassland	Self-Other	5.0	Whole soil	Monoculture	Alone	Total biomass
Klironomos 2002	<i>Phleum pratense</i>	Non-native	Perennial grass	Unknown	Greenhouse	Grassland	Self-Other	5.0	Whole soil	Monoculture	Alone	Total biomass
Klironomos 2002	<i>Plantago lanceolata</i>	Non-native	Perennial forb	Middle	Greenhouse	Grassland	Self-Other	5.0	Whole soil	Monoculture	Alone	Total biomass
Klironomos 2002	<i>Poa compressa</i>	Non-native	Perennial grass	Unknown	Greenhouse	Grassland	Self-Other	5.0	Whole soil	Monoculture	Alone	Total biomass
Klironomos 2002	<i>Poa pratensis</i>	Non-native	Perennial grass	Unknown	Greenhouse	Grassland	Self-Other	5.0	Whole soil	Monoculture	Alone	Total biomass
Klironomos 2002	<i>Potentilla recta</i>	Non-native	Perennial forb	Unknown	Greenhouse	Grassland	Self-Other	5.0	Whole soil	Monoculture	Alone	Total biomass
Klironomos 2002	<i>Prunella vulgaris</i>	Native	Perennial forb	Unknown	Greenhouse	Grassland	Self-Other	5.0	Whole soil	Monoculture	Alone	Total biomass
Klironomos 2002	<i>Ranunculus acris</i>	Non-native	Perennial forb	Unknown	Greenhouse	Grassland	Self-Other	5.0	Whole soil	Monoculture	Alone	Total biomass
Klironomos 2002	<i>Rudbeckia serotina</i>	Native	Biennial forb	Early	Greenhouse	Grassland	Self-Other	5.0	Whole soil	Monoculture	Alone	Total biomass
Klironomos 2002	<i>Satureja vulgaris</i>	Native	Perennial forb	Unknown	Greenhouse	Grassland	Self-Other	5.0	Whole soil	Monoculture	Alone	Total biomass
Klironomos 2002	<i>Silene cucubalus</i>	Non-native	Perennial forb	Unknown	Greenhouse	Grassland	Self-Other	5.0	Whole soil	Monoculture	Alone	Total biomass
Klironomos 2002	<i>Solidago canadensis</i>	Native	Perennial forb	Unknown	Greenhouse	Grassland	Self-Other	5.0	Whole soil	Monoculture	Alone	Total biomass
Klironomos 2002	<i>Solidago graminifolia</i>	Native	Perennial forb	Unknown	Greenhouse	Grassland	Self-Other	5.0	Whole soil	Monoculture	Alone	Total biomass
Klironomos 2002	<i>Solidago nemoralis</i>	Native	Perennial forb	Unknown	Greenhouse	Grassland	Self-Other	5.0	Whole soil	Monoculture	Alone	Total biomass
Klironomos 2002	<i>Solidago rugosa</i>	Native	Perennial forb	Unknown	Greenhouse	Grassland	Self-Other	5.0	Whole soil	Monoculture	Alone	Total biomass
Klironomos 2002	<i>Taraxacum officinale</i>	Non-native	Perennial forb	Unknown	Greenhouse	Grassland	Self-Other	5.0	Whole soil	Monoculture	Alone	Total biomass
Klironomos 2002	<i>Tragopogon pratensis</i>	Non-native	Biennial forb	Early	Greenhouse	Grassland	Self-Other	5.0	Whole soil	Monoculture	Alone	Total biomass

Klironomos 2002	<i>Trifolium pratense</i>	Non-native	Biennial forb	Early	Greenhouse	Grassland	Self-Other	5.0	Whole soil	Monoculture	Alone	Total biomass
Klironomos 2002	<i>Veronica officinalis</i>	Non-native	Perennial forb	Unknown	Greenhouse	Grassland	Self-Other	5.0	Whole soil	Monoculture	Alone	Total biomass
Klironomos 2002	<i>Vicia cracca</i>	Non-native	Perennial forb	Unknown	Greenhouse	Grassland	Self-Other	5.0	Whole soil	Monoculture	Alone	Total biomass
Knevel <i>et al.</i> 2004	<i>Amnophila arenaria</i>	Native	Perennial grass	Early	Greenhouse	Dune grass	Self-Sterilized	Field	Inoculum	Monoculture	Alone	Total biomass
Kulmatiski <i>et al.</i> 2006	Exotic species mix	Non-native	communi-ty	Middle	Field	Shrub steppe	Self-Other	Field	Whole soil	Community	Comm-unity	Plant cover
Kulmatiski <i>et al.</i> 2006	Native species mix	Native	communi-ty	Late	Field	Shrub steppe	Self-Other	Field	Whole soil	Community	Comm-unity	Plant cover
Kulmatiski, unpubl. Data	<i>Balsamorhiza sagittata</i>	Native	Perennial forb	Late	Field	Grassland	Self-Other	Field	Whole soil	Community	Comm-unity	Aboveground
Kulmatiski, unpubl. Data	<i>Bromus tectorum</i>	Non-native	Annual grass	Early	Field	Grassland	Self-Other	Field	Whole soil	Community	Comm-unity	Aboveground
Kulmatiski, unpubl. Data	<i>Lupinus</i> spp.	Native	Perennial forb	Middle	Field	Grassland	Self-Other	Field	Whole soil	Community	Comm-unity	Aboveground
Kulmatiski, unpubl. Data	<i>Poa bulbosa</i>	Non-native	Perennial grass	Unknown	Field	Grassland	Self-Other	Field	Whole soil	Community	Comm-unity	Aboveground
Kulmatiski, unpubl. Data	<i>Pseudoroegneria spicata</i>	Native	Perennial grass	Late	Field	Grassland	Self-Other	Field	Whole soil	Community	Comm-unity	Aboveground
Kulmatiski, unpubl. Data	<i>Sissymbrium loeselii</i>	Non-native	Biennial forb	Early	Field	Grassland	Self-Other	Field	Whole soil	Community	Comm-unity	Aboveground
Meiman <i>et al.</i> 2006	<i>Centaurea maculosa</i>	Non-native	Biennial forb	Early	Greenhouse	Grassland	Self-Other	Field	Whole soil	Community	Alone	Total biomass
Morris <i>et al.</i> 2006	<i>Acroptilon repens</i>	Non-native	Perennial forb	Unknown	Greenhouse	Grassland	Self-Other	Field	Whole soil	Monoculture	Alone	Total biomass
Niu <i>et al.</i> 2007	<i>Ageratina adenophora</i>	Non-native	Perennial shrub	Unknown	Greenhouse	Forest	Self-Other	Field	Inoculum	Community	Intra-specific	Total biomass
Niu <i>et al.</i> 2007	<i>Ageratina adenophora</i>	Non-native	Perennial shrub	Unknown	Greenhouse	Forest	Self-Sterilized	Field	Inoculum	Community	Intra-specific	Total biomass
Niu <i>et al.</i> 2007	<i>Eupatorium fortunei</i>	Native	Perennial forb	Unknown	Greenhouse	Forest	Self-Other	Field	Inoculum	Community	Intra-specific	Total biomass
Niu <i>et al.</i> 2007	<i>Eupatorium fortunei</i>	Native	Perennial forb	Unknown	Greenhouse	Forest	Self-Sterilized	Field	Inoculum	Community	Intra-specific	Total biomass
Niu <i>et al.</i> 2007	<i>Loilium perenne</i>	Native	Perennial grass	Early	Greenhouse	Forest	Sterilized	Field	Inoculum	Community	Intra-specific	Total biomass
Niu <i>et al.</i> 2007	<i>Lolium perenne</i>	Native	Perennial grass	Unknown	Greenhouse	Forest	Self-Other	Field	Inoculum	Community	Intra-specific	Total biomass
Niu <i>et al.</i> 2007	<i>Medicago sativa</i>	Non-native	Perennial forb	Unknown	Greenhouse	Forest	Self-Other	Field	Inoculum	Community	Intra-specific	Total biomass
Niu <i>et al.</i> 2007	<i>Medicago sativa</i>	Non-native	Perennial forb	Unknown	Greenhouse	Forest	Self-Sterilized	Field	Inoculum	Community	Intra-specific	Total biomass
Packer and Clay 2009	<i>Prunus serotina</i>	Native	Perennial tree	Unknown	Greenhouse	Forest	Self-Sterilized	Field	Inoculum	Community	Alone	Aboveground
Packer and Clay 2000	<i>Prunus serotina</i>	Native	Perennial tree	Unknown	Greenhouse	Forest	Self-Sterilized	1.3	Inoculum	Community	Alone	Aboveground
Packer and Clay 2000	<i>Prunus serotina</i>	Native	Perennial tree	Unknown	Greenhouse	Forest	Self-Sterilized	2.5	Inoculum	Community	Alone	Aboveground

Packer and Clay 2000	<i>Prunus serotina</i>	Native	Perennial tree	Unknown	Greenhouse	Forest	Self-Sterilized	3.8	Inoculum	Community	Alone	Aboveground
Peltzer 2001	<i>Bouteloua gracilis</i>	Native	Annual grass	Early	Field	Grassland	Self-Other	Field	Whole soil	Community	Alone	Growth
Peltzer 2001	<i>Bouteloua gracilis</i>	Native	Annual grass	Early	Field	Grassland	Self-Other	Field	Whole soil	Community	Inter-specific	Growth
Puerta-Pinero <i>et al.</i> 2006	<i>Quercus ilex</i>	Native	Perennial tree	Unknown	Greenhouse	Forest	Self-Other	Field	Whole soil	Monoculture	Alone	Total biomass
Puerta-Pinero <i>et al.</i> 2006	<i>Quercus ilex</i>	Native	Perennial tree	Unknown	Greenhouse	Forest	Self-Other	Field	Whole soil	Monoculture	Alone	Total biomass
Puerta-Pinero <i>et al.</i> 2006	<i>Quercus ilex</i>	Native	Perennial tree	Unknown	Greenhouse	Forest	Self-Other	Field	Whole soil	Monoculture	Alone	Total biomass
Puerta-Pinero <i>et al.</i> 2006	<i>Quercus ilex</i>	Native	Perennial tree	Unknown	Greenhouse	Forest	Self-Other	Field	Whole soil	Monoculture	Alone	Total biomass
Puerta-Pinero <i>et al.</i> 2006	<i>Quercus ilex</i>	Native	Perennial tree	Unknown	Greenhouse	Forest	Self-Other	Field	Whole soil	Monoculture	Alone	Total biomass
Puerta-Pinero <i>et al.</i> 2006	<i>Quercus ilex</i>	Native	Perennial tree	Unknown	Greenhouse	Forest	Self-Other	Field	Whole soil	Monoculture	Alone	Total biomass
Puerta-Pinero <i>et al.</i> 2006	<i>Quercus ilex</i>	Native	Perennial tree	Late	Greenhouse	Forest	Self-Sterilized	Field	Whole soil	Monoculture	Alone	Total biomass
Reinhart and Callaway 2004	<i>Acer negundo</i>	Non-native	Perennial tree	Unknown	Greenhouse	Forest	Self-Other	Field	Inoculum	Community	Alone	Total biomass
Reinhart and Callaway 2004	<i>Acer negundo</i>	Native	Perennial tree	Unknown	Greenhouse	Forest	Self-Other	Field	Inoculum	Community	Alone	Total biomass
Reinhart and Callaway 2004	<i>Acer negundo</i>	Non-native	Perennial tree	Unknown	Greenhouse	Forest	Self-Sterilized	Field	Inoculum	Community	Alone	Total biomass
Reinhart and Callaway 2004	<i>Acer negundo</i>	Native	Perennial tree	Unknown	Greenhouse	Forest	Self-Sterilized	Field	Inoculum	Community	Alone	Total biomass
Reinhart and Callaway 2004	<i>Acer platanoides</i>	Non-native	Perennial tree	Unknown	Greenhouse	Forest	Self-Other	Field	Inoculum	Community	Alone	Total biomass
Reinhart and Callaway 2004	<i>Acer platanoides</i>	Non-native	Perennial tree	Unknown	Greenhouse	Forest	Self-Other	Field	Inoculum	Community	Alone	Total biomass
Reinhart and Callaway 2004	<i>Acer platanoides</i>	Native	Perennial tree	Unknown	Greenhouse	Forest	Self-Other	Field	Inoculum	Community	Alone	Total biomass
Reinhart and Callaway 2004	<i>Acer platanoides</i>	Non-native	Perennial tree	Unknown	Greenhouse	Forest	Self-Sterilized	Field	Inoculum	Community	Alone	Total biomass
Reinhart and Callaway 2004	<i>Acer platanoides</i>	Non-native	Perennial tree	Unknown	Greenhouse	Forest	Self-Sterilized	Field	Inoculum	Community	Alone	Total biomass
Reinhart and Callaway 2004	<i>Acer platanoides</i>	Native	Perennial tree	Unknown	Greenhouse	Forest	Self-Sterilized	Field	Inoculum	Community	Alone	Total biomass
Reinhart <i>et al.</i> 2003	<i>Prunus serotina</i>	Native	Perennial tree	Middle	Greenhouse	Forest	Self-Other	Field	Inoculum	Community	Alone	Aboveground
Reinhart <i>et al.</i> 2003	<i>Prunus serotina</i>	Native	Perennial tree	Middle	Greenhouse	Forest	Self-Other	Field	Inoculum	Community	Intra-specific	Aboveground
Reinhart <i>et al.</i> 2003	<i>Prunus serotina</i>	Non-native	Perennial tree	Unknown	Greenhouse	Forest	Self-Other	Field	Inoculum	Community	Alone	Aboveground
Reinhart <i>et al.</i> 2003	<i>Prunus serotina</i>	Non-native	Perennial tree	Unknown	Greenhouse	Forest	Self-Other	Field	Inoculum	Community	Intra-specific	Aboveground
Reinhart <i>et al.</i> 2003	<i>Prunus serotina</i>	Non-native	Perennial tree	Unknown	Greenhouse	Forest	Self-Sterilized	Field	Inoculum	Community	Alone	Aboveground

Reinhart <i>et al.</i> 2003	<i>Prunus serotina</i>	Non-native	Perennial tree	Unknown	Greenhouse	Forest	Self-Sterilized	Field	Inoculum	Community	Intra-specific	Aboveground
Reinhart <i>et al.</i> 2003	<i>Prunus serotina</i>	Native	Perennial tree	Unknown	Greenhouse	Forest	Self-Sterilized	Field	Inoculum	Community	Alone	Aboveground
Reinhart <i>et al.</i> 2003	<i>Prunus serotina</i>	Native	Perennial tree	Unknown	Greenhouse	Forest	Self-Sterilized	Field	Inoculum	Community	Intra-specific	Aboveground
Reinhart <i>et al.</i> 2005a	<i>Prunus serotina</i>	Native	Perennial tree	Middle	Greenhouse	Forest	Self-Other	Field	Inoculum	Community	Intra-specific	Seedling survival (%)
Reinhart <i>et al.</i> 2005a	<i>Prunus serotina</i>	Native	Perennial tree	Unknown	Greenhouse	Forest	Self-Sterilized	Field	Inoculum	Community	Intra-specific	Seedling survival (%)
Reinhart <i>et al.</i> 2005b	<i>Acer platanoides</i>	Non-native	Perennial tree	Middle	Field	Forest	Self-Other	Field	Whole soil	Community	Inter-specific	Aboveground
Reinhart <i>et al.</i> 2005b	<i>Populus trihocarpa</i>	Native	Perennial tree	Late	Field	Forest	Self-Other	Field	Whole soil	Community	Inter-specific	Aboveground
Suding <i>et al.</i> 2004	<i>Acomastylis rossii</i>	Native	Perennial forb	Late	Field	Alpine	Self-Other	Field	Whole soil	Community	Intra-specific	Relative growth
Suding <i>et al.</i> 2004	<i>Acomastylis rossii</i>	Native	Perennial forb	Late	Field	Alpine	Self-Other	Field	Whole soil	Community	Inter-specific	Relative abundance
Suding <i>et al.</i> 2004	<i>Deschampsia caespitosa</i>	Native	Perennial grass	Late	Field	Alpine	Self-Other	Field	Whole soil	Community	Intra-specific	Relative growth
Suding <i>et al.</i> 2004	<i>Deschampsia caespitosa</i>	Native	Perennial grass	Late	Field	Alpine	Self-Other	Field	Whole soil	Community	Inter-specific	Relative abundance
Suguenza <i>et al.</i> 2006	<i>Artemisia californicus</i>	Native	Perennial shrub	Late	Greenhouse	Alpine steppe	Self-Sterilized	Field	Inoculum	Community	Alone	Total biomass
Troelstra <i>et al.</i> 2001	<i>Ammophila arenaria</i>	Native	Perennial grass	Unknown	Greenhouse	Dune grass	Self-Sterilized	Field	Whole soil	Community	Alone	Total biomass
Troelstra <i>et al.</i> 2001	<i>Ammophila arenaria</i>	Native	Perennial grass	Unknown	Greenhouse	Dune grass	Self-Sterilized	Field	Whole soil	Community	Alone	Total biomass
Troelstra <i>et al.</i> 2001	<i>Carex arenaria</i>	Native	Perennial grass	Unknown	Greenhouse	Dune grass	Self-Sterilized	Field	Whole soil	Community	Alone	Total biomass
Troelstra <i>et al.</i> 2001	<i>Carex arenaria</i>	Native	Perennial grass	Unknown	Greenhouse	Dune grass	Self-Sterilized	Field	Whole soil	Community	Alone	Total biomass
Van der Putten <i>et al.</i> 2007	<i>Aristida meridionalis</i>	Native	Perennial grass	Late	Greenhouse	Grassland	Self-Sterilized	Field	Inoculum	Monoculture	Intra-specific	Aboveground
Van der Putten <i>et al.</i> 2007	<i>Cenchrus biflorus</i>	Non-native	Annual grass	Early	Greenhouse	Grassland	Self-Sterilized	Field	Inoculum	Monoculture	Intra-specific	Aboveground
Van der Putten <i>et al.</i> 2007	<i>Eragrostis lehmanniana</i>	Native	Perennial grass	Late	Greenhouse	Grassland	Self-Sterilized	Field	Inoculum	Monoculture	Intra-specific	Aboveground
Van der Stoel <i>et al.</i> 2002	<i>Ammophila arenaria</i>	Native	Perennial grass	Early	Greenhouse	Dune grass	Self-Sterilized	Field	Inoculum	Monoculture	Intra-specific	Relative total biomass

Appendix 2. Data used in the meta-analysis. List of references, the source of the data, sample size, mean, and standard deviation for plants grown on “self” and “other” soil. There were 272 experiments.

<b>Author</b>	<b>Source</b>	<b>N<sub>c</sub></b>	<b>N<sub>e</sub></b>	<b>X<sub>c</sub></b>	<b>X<sub>e</sub></b>	<b>SD<sub>c</sub></b>	<b>SD<sub>e</sub></b>
Agrawal <i>et al.</i> 2005	Author	8	8	5.91	6.38	1.98	2.20
Agrawal <i>et al.</i> 2005	Author	8	8	5.39	6.00	1.62	1.52
Agrawal <i>et al.</i> 2005	Author	8	8	9.96	10.25	2.31	1.87
Agrawal <i>et al.</i> 2005	Author	8	8	4.65	5.51	1.11	1.36
Agrawal <i>et al.</i> 2005	Author	8	8	5.88	5.81	1.69	1.43
Agrawal <i>et al.</i> 2005	Author	8	8	5.50	6.14	0.74	0.37
Agrawal <i>et al.</i> 2005	Author	8	8	5.00	5.56	1.74	1.93
Agrawal <i>et al.</i> 2005	Author	8	8	6.06	6.85	1.76	1.91
Agrawal <i>et al.</i> 2005	Author	8	8	7.74	7.86	1.51	1.52
Agrawal <i>et al.</i> 2005	Author	8	8	5.94	6.79	1.50	1.51
Agrawal <i>et al.</i> 2005	Author	5	5	2.76	3.42	1.18	1.50
Agrawal <i>et al.</i> 2005	Author	5	5	4.68	5.24	0.95	1.07
Agrawal <i>et al.</i> 2005	Author	5	5	6.34	6.86	0.77	1.10
Agrawal <i>et al.</i> 2005	Author	5	5	5.60	5.96	1.98	2.00
Agrawal <i>et al.</i> 2005	Author	5	5	6.10	6.68	1.13	1.45
Agrawal <i>et al.</i> 2005	Author	8	8	6.31	6.63	2.76	2.88
Agrawal <i>et al.</i> 2005	Author	8	8	5.06	6.08	1.24	1.34
Agrawal <i>et al.</i> 2005	Author	8	8	6.50	6.88	1.83	1.96
Agrawal <i>et al.</i> 2005	Author	7	7	7.27	7.47	2.09	1.85
Agrawal <i>et al.</i> 2005	Author	8	8	5.91	6.16	1.56	1.51
Beckstead and Parker 2003	Figure 2	8	8	0.38	1.10	0.08	0.13
Belnap <i>et al.</i> 2005	Figure 2	10	10	0.02	0.03	0.01	0.04
Belnap <i>et al.</i> 2005	Figure 2	10	10	0.02	0.02	0.01	0.05
Bever 1994	Figure 3a	9	6	2.40	1.80	0.41	0.63
Bever 1994	Figure 3a	9	9	2.40	2.60	0.41	0.63
Bever 1994	Figure 3a	9	9	2.40	2.51	0.41	0.63
Bever 1994	Figure 3a	9	9	2.40	2.40	0.41	0.41
Bever 1994	Figure 3a	9	6	1.05	2.53	0.60	0.63
Bever 1994	Figure 3a	9	9	1.05	2.10	0.60	0.63



Bever 1994	Figure 3a	9	9	1.05	1.75	0.60	0.63
Bever 1994	Figure 3a	9	9	1.05	1.78	0.60	0.66
Bever 1994	Figure 3a	9	6	2.08	2.50	0.60	0.60
Bever 1994	Figure 3a	9	9	2.08	2.09	0.60	0.57
Bever 1994	Figure 3a	9	9	2.08	2.53	0.60	0.60
Bever 1994	Figure 3a	9	9	2.08	2.53	0.60	0.63
Bezemer <i>et al.</i> 2006a	Figure 4	5	5	4.30	4.10	0.46	0.46
Bezemer <i>et al.</i> 2006a	Figure 4	5	5	4.75	4.20	0.89	0.89
Bezemer <i>et al.</i> 2006b	Figure 1	5	5	2.20	2.50	0.56	0.22
Bezemer <i>et al.</i> 2006b	Figure 1	5	5	2.15	2.50	0.22	0.22
Bezemer <i>et al.</i> 2006b	Figure 1	5	5	3.40	3.40	0.78	0.45
Bezemer <i>et al.</i> 2006b	Figure 1	5	5	2.48	2.50	0.34	0.22
Bezemer <i>et al.</i> 2006b	Figure 1	5	5	3.40	0.50	1.34	0.67
Bezemer <i>et al.</i> 2006b	Figure 1	5	5	2.30	4.30	0.89	0.89
Bezemer <i>et al.</i> 2006b	Figure 1	5	5	2.15	2.65	0.22	0.22
Bezemer <i>et al.</i> 2006b	Figure 1	5	5	3.60	2.30	1.57	0.89
Bezemer <i>et al.</i> 2006b	Figure 1	5	5	4.60	4.40	0.67	0.34
Bezemer <i>et al.</i> 2006b	Figure 1	5	5	2.90	2.80	1.12	0.22
Bezemer <i>et al.</i> 2006b	Figure 1	5	5	10.30	9.70	4.25	1.34
Bezemer <i>et al.</i> 2006b	Figure 1	5	5	7.70	6.60	2.24	1.57
Bezemer <i>et al.</i> 2006b	Figure 1	5	5	8.00	5.40	2.24	1.01
Bodelier <i>et al.</i> 2006	Figure 4a	6	6	0.45	0.76	0.24	0.25
Bodelier <i>et al.</i> 2006	Figure 4a	6	6	0.17	1.20	0.28	0.24
Bodelier <i>et al.</i> 2006	Figure 4a	6	6	1.10	1.65	0.24	0.25
Bodelier <i>et al.</i> 2006	Figure 4a	6	6	0.60	1.90	0.25	0.25
Bonanomi and Mazzoleni 2005	Figure 2	10	10	0.08	0.16	0.05	0.06
Bonanomi and Mazzoleni 2005	Figure 3	10	10	0.04	0.06	0.05	0.05
Bonanomi and Mazzoleni 2005	Figure 3	10	10	0.01	0.02	0.05	0.05
Bonanomi and Mazzoleni 2005	Figure 2	10	10	0.08	0.11	0.05	0.05
Bonanomi and Mazzoleni 2005	Figure 2	10	10	0.21	0.26	0.05	0.05
Bonanomi and Mazzoleni 2005	Figure 3	10	10	0.07	0.10	0.05	0.05
Bonanomi and Mazzoleni 2005	Figure 3	10	10	0.16	0.16	0.05	0.05
Bonanomi and Mazzoleni 2005	Figure 2	10	10	0.21	0.23	0.05	0.06

Bonanomi and Mazzoleni 2005	Figure 2	10	10	0.13	0.10	0.06	0.05
Bonanomi and Mazzoleni 2005	Figure 3	10	10	0.04	0.05	0.05	0.05
Bonanomi and Mazzoleni 2005	Figure 2	10	10	0.13	0.13	0.05	0.05
Bonanomi <i>et al.</i> 2005b	Figure 5	10	10	0.31	0.64	0.06	0.16
Callaway <i>et al.</i> 2004a	Figure 5	2	6	0.21	0.21	0.06	0.03
Callaway <i>et al.</i> 2004b	Figure 1	6	6	0.83	1.07	0.06	0.20
Callaway <i>et al.</i> 2004b	Figure 1	4	4	0.44	0.63	0.09	0.16
Callaway <i>et al.</i> 2004b	Figure 2	10	10	0.80	0.56	0.32	0.19
Callaway <i>et al.</i> 2004b	Figure 2	10	10	0.08	0.15	0.06	0.13
Callaway <i>et al.</i> 2004b	Figure 1	4	6	0.83	1.09	0.06	0.15
Callaway <i>et al.</i> 2004b	Figure 1	4	4	0.44	1.21	0.09	0.16
Callaway <i>et al.</i> 2004b	Figure 2	10	10	0.80	0.58	0.32	0.25
Callaway <i>et al.</i> 2004b	Figure 2	10	10	0.08	0.30	0.06	0.09
Casper and Castelli 2007	Figure 1	20	20	0.07	0.17	0.04	0.05
Casper and Castelli 2007	Figure 1	20	20	0.04	0.15	0.01	0.08
Casper and Castelli 2007	Figure 1	20	20	0.13	0.23	0.11	0.11
Casper and Castelli 2007	Figure 1	20	20	0.10	0.12	0.13	0.13
Casper and Castelli 2007	Figure 1	14	12	0.11	0.32	0.15	0.17
Casper and Castelli 2007	Figure 1	14	12	0.12	0.13	0.11	0.07
De Deyn <i>et al.</i> 2004a	Author	8	8	1.18	13.40	0.67	3.13
De Deyn <i>et al.</i> 2004a	Author	8	8	4.60	6.68	1.23	3.42
De Deyn <i>et al.</i> 2004a	Author	8	8	1.33	0.04	1.44	0.04
De Deyn <i>et al.</i> 2004a	Author	8	8	0.37	0.27	0.47	0.26
De Deyn <i>et al.</i> 2004a	Author	8	8	0.42	1.19	0.27	0.63
De Deyn <i>et al.</i> 2004a	Author	8	8	0.59	0.99	0.43	0.54
De Deyn <i>et al.</i> 2004a	Author	8	8	0.33	3.00	0.33	0.85
De Deyn <i>et al.</i> 2004a	Author	8	8	0.86	1.80	0.92	0.68
De Deyn <i>et al.</i> 2004a	Author	8	8	0.11	1.31	0.18	0.72
De Deyn <i>et al.</i> 2004a	Author	8	8	0.13	0.10	0.14	0.07
De Deyn <i>et al.</i> 2004a	Author	8	8	0.04	0.22	0.05	0.44
De Deyn <i>et al.</i> 2004a	Author	8	8	0.04	0.15	0.04	0.10
De Deyn <i>et al.</i> 2004a	Author	8	8	0.06	0.01	0.07	0.01
Ehlers and Thompson 2004	Figure 3b	87	87	2.60	3.20	0.47	0.56

Gillespie and Allen 2006	Figure 2a	10	10	0.18	0.27	0.05	0.06
Gillespie and Allen 2006	Figure 2a	10	10	0.18	0.22	0.05	0.09
Gillespie and Allen 2006	Figure 2a	10	10	0.18	0.15	0.05	0.05
Gustafson and Casper 2004	Figure 1	12	12	0.18	0.14	0.06	0.03
Gustafson and Casper 2004	Figure 3	12	12	0.18	0.16	0.06	0.03
Gustafson and Casper 2004	Figure 5	12	12	0.11	0.12	0.07	0.07
Gustafson and Casper 2004	Figure 5	12	12	0.11	0.07	0.07	0.04
Gustafson and Casper 2004	Figure 2	12	12	0.57	0.91	0.17	0.35
Gustafson and Casper 2004	Figure 4	12	12	0.15	0.25	0.05	0.05
Holah and Alexander 1999	Figure 1	5	5	48.09	37.23	4.47	8.90
Holah and Alexander 1999	Figure 1	5	5	48.09	54.84	4.47	2.24
Holah and Alexander 1999	Figure 1	4	5	8.00	1.90	4.40	2.90
Holah and Alexander 1999	Figure 1	4	5	8.00	8.40	4.40	7.80
Kardol <i>et al.</i> 2006	Figure 1	5	5	2.20	4.20	0.22	0.34
Kardol <i>et al.</i> 2006	Figure 1	5	5	2.20	4.30	0.67	0.37
Kardol <i>et al.</i> 2006	Figure 1	5	5	4.20	4.20	0.67	0.25
Kardol <i>et al.</i> 2006	Figure 1	5	5	4.20	4.30	0.67	0.25
Kardol <i>et al.</i> 2006	Figure 1	5	5	0.53	0.27	0.04	0.01
Kardol <i>et al.</i> 2006	Figure 1	5	5	0.68	0.28	0.07	0.01
Kardol <i>et al.</i> 2006	Figure 1	5	5	0.34	0.27	0.04	0.01
Kardol <i>et al.</i> 2006	Figure 1	5	5	0.34	0.28	0.04	0.00
Kardol <i>et al.</i> 2006	Figure 1	5	5	4.40	5.60	0.45	0.13
Kardol <i>et al.</i> 2006	Figure 1	5	5	5.10	5.50	0.67	0.66
Kardol <i>et al.</i> 2006	Figure 1	5	5	5.30	5.60	0.67	0.16
Kardol <i>et al.</i> 2006	Figure 1	5	5	5.30	5.40	0.67	1.50
Kardol <i>et al.</i> 2007	Author	5	5	8.33	9.58	1.14	0.43
Kardol <i>et al.</i> 2007	Author	5	5	0.94	1.56	0.07	0.17
Kardol <i>et al.</i> 2007	Author	5	5	0.94	1.65	0.07	0.27
Kardol <i>et al.</i> 2007	Author	5	5	0.94	1.67	0.07	0.20
Kardol <i>et al.</i> 2007	Author	5	5	0.94	1.40	0.07	0.14
Kardol <i>et al.</i> 2007	Author	5	5	0.94	1.41	0.07	0.16
Kardol <i>et al.</i> 2007	Author	5	5	0.18	0.45	0.07	0.17
Kardol <i>et al.</i> 2007	Author	5	5	6.44	7.95	0.74	0.26

Kardol <i>et al.</i> 2007	Author	5	5	1.55	2.02	0.29	0.18
Kardol <i>et al.</i> 2007	Author	5	5	1.55	2.25	0.29	0.13
Kardol <i>et al.</i> 2007	Author	5	5	1.55	2.05	0.29	0.15
Kardol <i>et al.</i> 2007	Author	5	5	1.55	1.73	0.29	0.12
Kardol <i>et al.</i> 2007	Author	5	5	1.55	1.95	0.29	0.33
Kardol <i>et al.</i> 2007	Author	5	5	0.76	1.56	0.10	0.40
Kardol <i>et al.</i> 2007	Author	5	5	6.31	7.97	1.52	0.90
Kardol <i>et al.</i> 2007	Author	5	5	1.21	1.35	0.28	0.19
Kardol <i>et al.</i> 2007	Author	5	5	1.21	1.44	0.28	0.24
Kardol <i>et al.</i> 2007	Author	5	5	1.21	1.84	0.28	0.12
Kardol <i>et al.</i> 2007	Author	5	5	1.21	1.33	0.28	0.10
Kardol <i>et al.</i> 2007	Author	5	5	1.21	1.52	0.28	0.09
Kardol <i>et al.</i> 2007	Author	5	5	0.68	2.85	0.09	0.34
Kardol <i>et al.</i> 2007	Author	5	5	6.18	6.40	0.74	0.13
Kardol <i>et al.</i> 2007	Author	5	5	1.12	1.31	0.06	0.08
Kardol <i>et al.</i> 2007	Author	5	5	1.12	1.32	0.06	0.10
Kardol <i>et al.</i> 2007	Author	5	5	1.12	1.25	0.06	0.09
Kardol <i>et al.</i> 2007	Author	5	5	1.12	1.19	0.06	0.23
Kardol <i>et al.</i> 2007	Author	5	5	1.12	1.28	0.06	0.04
Kardol <i>et al.</i> 2007	Author	5	5	0.60	0.75	0.05	0.04
Kardol <i>et al.</i> 2007	Author	5	5	7.67	9.08	1.01	0.64
Kardol <i>et al.</i> 2007	Author	5	5	1.24	2.24	0.23	0.71
Kardol <i>et al.</i> 2007	Author	5	5	1.24	2.41	0.23	0.18
Kardol <i>et al.</i> 2007	Author	5	5	1.24	2.27	0.23	0.19
Kardol <i>et al.</i> 2007	Author	5	5	1.24	1.74	0.23	0.12
Kardol <i>et al.</i> 2007	Author	5	5	1.24	1.98	0.23	0.10
Kardol <i>et al.</i> 2007	Author	5	5	0.10	1.58	0.03	0.16
Kardol <i>et al.</i> 2007	Author	5	5	6.35	8.63	3.47	0.86
Kardol <i>et al.</i> 2007	Author	5	5	0.47	1.13	0.12	0.32
Kardol <i>et al.</i> 2007	Author	5	5	0.47	1.19	0.12	0.31
Kardol <i>et al.</i> 2007	Author	5	5	0.47	0.97	0.12	0.40
Kardol <i>et al.</i> 2007	Author	5	5	0.47	1.20	0.12	0.38
Kardol <i>et al.</i> 2007	Author	5	5	0.47	1.14	0.12	0.19

Kardol <i>et al.</i> 2007	Author	5	5	0.36	0.95	0.16	0.16
Klironomos 2002	Author	10	10	5.90	5.60	0.60	0.90
Klironomos 2002	Author	10	10	9.80	11.10	2.30	1.70
Klironomos 2002	Author	10	10	4.80	6.40	0.60	0.40
Klironomos 2002	Author	10	10	3.80	4.80	0.30	0.80
Klironomos 2002	Author	10	10	5.90	6.90	0.40	0.50
Klironomos 2002	Author	10	10	2.60	3.30	0.50	0.70
Klironomos 2002	Author	10	10	6.90	7.40	1.60	0.80
Klironomos 2002	Author	10	10	3.60	4.10	1.20	0.50
Klironomos 2002	Author	10	10	3.40	3.00	0.80	0.70
Klironomos 2002	Author	10	10	9.30	9.30	1.60	1.60
Klironomos 2002	Author	10	10	1.20	1.70	0.90	0.80
Klironomos 2002	Author	10	10	2.40	3.00	0.70	0.60
Klironomos 2002	Author	10	10	2.10	2.80	0.40	0.60
Klironomos 2002	Author	10	10	3.40	4.30	0.90	0.60
Klironomos 2002	Author	10	10	4.00	4.90	1.20	0.60
Klironomos 2002	Author	10	10	7.20	8.30	0.70	0.80
Klironomos 2002	Author	10	10	10.80	14.70	2.70	1.80
Klironomos 2002	Author	10	10	14.20	13.60	2.80	2.40
Klironomos 2002	Author	10	10	4.80	5.90	0.60	0.40
Klironomos 2002	Author	10	10	8.20	8.30	0.90	0.70
Klironomos 2002	Author	10	10	7.70	8.80	1.50	1.20
Klironomos 2002	Author	10	10	5.30	6.00	0.50	0.40
Klironomos 2002	Author	10	10	2.20	2.40	0.80	0.70
Klironomos 2002	Author	10	10	1.90	2.30	0.50	0.60
Klironomos 2002	Author	10	10	8.60	9.00	0.90	1.30
Klironomos 2002	Author	10	10	5.90	5.80	0.60	0.40
Klironomos 2002	Author	10	10	4.10	5.10	0.50	0.40
Klironomos 2002	Author	10	10	8.00	8.90	1.00	1.30
Klironomos 2002	Author	10	10	3.80	3.50	0.80	1.40
Klironomos 2002	Author	10	10	1.20	1.80	0.70	0.50
Klironomos 2002	Author	10	10	1.40	1.90	0.70	0.70
Klironomos 2002	Author	10	10	2.00	2.50	0.60	0.50

Klironomos 2002	Author	10	10	3.10	3.60	0.40	0.40
Klironomos 2002	Author	10	10	3.80	3.90	0.60	0.60
Klironomos 2002	Author	10	10	11.80	11.60	2.30	2.00
Klironomos 2002	Author	10	10	9.80	11.20	1.40	1.20
Klironomos 2002	Author	10	10	0.80	1.10	0.70	0.80
Klironomos 2002	Author	10	10	6.50	7.90	0.80	0.70
Klironomos 2002	Author	10	10	3.50	4.70	0.70	0.70
Klironomos 2002	Author	10	10	11.60	12.40	3.50	1.90
Klironomos 2002	Author	10	10	3.40	4.40	0.90	0.60
Klironomos 2002	Author	10	10	3.90	5.30	0.70	0.70
Klironomos 2002	Author	10	10	2.90	3.10	0.80	0.80
Klironomos 2002	Author	10	10	8.90	10.10	2.60	1.80
Klironomos 2002	Author	10	10	4.90	5.60	1.60	1.10
Klironomos 2002	Author	10	10	3.30	3.30	0.90	0.40
Klironomos 2002	Author	10	10	5.20	6.00	0.30	0.70
Klironomos 2002	Author	10	10	8.40	6.70	1.50	1.40
Klironomos 2002	Author	10	10	1.50	2.00	0.60	0.70
Klironomos 2002	Author	10	10	8.20	7.20	0.30	0.40
Klironomos 2002	Author	10	10	2.30	2.70	0.70	0.60
Klironomos 2002	Author	10	10	3.00	4.20	0.60	0.40
Klironomos 2002	Author	10	10	17.00	15.80	3.60	3.50
Klironomos 2002	Author	10	10	9.90	10.30	0.90	1.80
Klironomos 2002	Author	10	10	8.40	8.30	0.50	0.50
Klironomos 2002	Author	10	10	8.30	8.20	0.80	0.90
Klironomos 2002	Author	10	10	8.40	10.60	1.80	0.90
Klironomos 2002	Author	10	10	3.60	4.50	0.50	0.50
Klironomos 2002	Author	10	10	4.20	5.40	0.40	0.70
Klironomos 2002	Author	10	10	4.40	6.30	0.70	0.80
Klironomos 2002	Author	10	10	5.50	5.70	1.30	0.80
Knevel <i>et al.</i> 2004	Figure 2	5	5	3.84	2.64	0.30	0.24
Kulmatiski <i>et al.</i> 2006	Figure 1	40	40	39.00	9.30	18.97	9.49
Kulmatiski <i>et al.</i> 2006	Figure 1	40	40	8.50	6.50	5.06	4.43
Kulmatiski, unpubl. data	Author	240	180	8.78	1.00	16.61	0.00

Kulmatiski, unpubl. data	Author	180	180	16.14	5.36	17.76	6.25
Kulmatiski, unpubl. data	Author	240	180	8.37	15.25	9.56	17.64
Kulmatiski, unpubl. data	Author	180	180	9.02	4.94	8.11	4.05
Kulmatiski, unpubl. data	Author	240	180	7.13	4.50	9.42	5.50
Kulmatiski, unpubl. data	Author	180	180	12.76	5.62	10.75	5.82
Meiman <i>et al.</i> 2006	Author	12	12	0.33	0.36	0.41	0.41
Morris <i>et al.</i> 2006	Table 3, Text	5	5	7.40	6.50	0.67	0.67
Niu et al 2007	Figure 4	4	4	6.00	5.56	0.50	0.70
Niu et al 2007	Figure 4	4	4	5.74	6.73	0.40	0.51
Niu et al 2007	Figure 4	4	4	5.90	4.40	0.30	0.27
Niu et al 2007	Figure 4	4	4	5.90	6.44	0.38	0.38
Niu et al 2007	Figure 4	4	4	10.00	11.89	0.94	0.56
Niu et al 2007	Figure 4	4	4	10.00	9.60	0.94	0.80
Niu et al 2007	Figure 4	4	4	6.79	5.10	0.40	0.70
Niu et al 2007	Figure 4	4	4	6.79	8.77	0.54	0.42
Packer and Clay 2000	Figure 2	125	125	0.11	0.11	0.03	0.05
Packer and Clay 2000	Figure 2	125	125	0.16	0.13	0.06	0.06
Packer and Clay 2000	Figure 2	125	125	0.16	0.15	0.05	0.04
Packer and Clay 2000	Figure 2	125	125	0.12	0.13	0.06	0.09
Peltzer 2001	Figure 2	10	10	1.02	1.02	1.01	1.01
Peltzer 2001	Figure 2	10	10	1.01	1.01	1.00	1.00
Puerta-Pinero <i>et al.</i> 2006	Table 2	20	20	0.38	0.58	0.40	0.18
Puerta-Pinero <i>et al.</i> 2006	Table 2	20	20	0.38	0.26	0.40	0.27
Puerta-Pinero <i>et al.</i> 2006	Table 2	20	20	0.38	0.57	0.40	0.27
Puerta-Pinero <i>et al.</i> 2006	Table 2	20	20	0.38	0.33	0.40	0.31
Puerta-Pinero <i>et al.</i> 2006	Table 2	20	20	0.38	0.36	0.40	0.27
Puerta-Pinero <i>et al.</i> 2006	Table 2	20	20	0.38	0.31	0.40	0.27
Puerta-Pinero <i>et al.</i> 2006	Table 2	20	20	0.38	0.70	0.40	0.27
Reinhart and Callaway 2004	Figure 2	12	12	28.81	29.72	16.07	19.23
Reinhart and Callaway 2004	Figure 2	12	12	16.90	17.60	11.71	11.22
Reinhart and Callaway 2004	Figure 2	12	12	28.81	39.81	16.07	38.76
Reinhart and Callaway 2004	Figure 2	12	12	16.90	21.83	11.71	7.79
Reinhart and Callaway 2004	Figure 2	9.5	9.5	5.85	11.40	6.16	10.79

Reinhart and Callaway 2004	Figure 2	8	8	6.00	10.50	5.66	8.49
Reinhart and Callaway 2004	Figure 2	9	9	3.12	5.00	4.50	4.68
Reinhart and Callaway 2004	Figure 2	9.5	9.5	5.85	14.80	6.16	13.87
Reinhart and Callaway 2004	Figure 2	8	8	6.00	13.00	5.66	12.73
Reinhart and Callaway 2004	Figure 2	9	9	3.12	7.12	4.50	7.89
Reinhart <i>et al.</i> 2003	Figure 2b	14.5	14.5	0.33	0.30	0.08	0.11
Reinhart <i>et al.</i> 2003	Figure 2b	11.5	11.5	0.31	0.21	0.12	0.11
Reinhart <i>et al.</i> 2003	Figure 2b	11.5	11.5	1.14	1.36	0.48	0.44
Reinhart <i>et al.</i> 2003	Figure 2b	11.5	11.5	0.80	0.80	0.27	0.34
Reinhart <i>et al.</i> 2003	Figure 2b	11.5	11.5	1.14	0.98	0.48	0.47
Reinhart <i>et al.</i> 2003	Figure 2b	11.5	11.5	0.80	0.45	0.27	0.27
Reinhart <i>et al.</i> 2003	Figure 2b	14.5	14.5	0.33	0.45	0.08	0.08
Reinhart <i>et al.</i> 2003	Figure 2b	11.5	11.5	0.32	0.20	0.12	0.08
Reinhart <i>et al.</i> 2005a	Figure 1	22	22	52.77	64.38	28.14	21.48
Reinhart <i>et al.</i> 2005a	Figure 1	22	22	52.77	69.24	28.14	20.50
Reinhart <i>et al.</i> 2005b	Figure 5	20	20	2.83	1.95	1.65	0.89
Reinhart <i>et al.</i> 2005b	Figure 5	20	20	4.25	3.80	3.80	2.24
Suding <i>et al.</i> 2004	Figure 2	10	10	0.45	0.31	0.22	0.19
Suding <i>et al.</i> 2004	Figure 4	6	6	0.70	0.23	0.15	0.07
Suding <i>et al.</i> 2004	Figure 2	10	10	0.58	0.75	0.19	0.19
Suding <i>et al.</i> 2004	Figure 4	6	6	0.61	0.13	0.29	0.06
Suguenza <i>et al.</i> 2006	Figure 1b	10	10	1.20	1.02	0.32	0.22
Troelstra <i>et al.</i> 2001	Author	15	15	2.08	2.58	0.39	0.44
Troelstra <i>et al.</i> 2001	Author	15	15	3.88	3.99	0.46	0.56
Troelstra <i>et al.</i> 2001	Author	10	10	2.09	2.48	0.42	0.40
Troelstra <i>et al.</i> 2001	Author	10	10	1.70	2.12	0.61	0.72
Van der Putten <i>et al.</i> 2007	Figure 1	5	5	4.66	1.98	3.35	3.35
Van der Putten <i>et al.</i> 2007	Figure 1	5	5	18.05	9.51	6.71	6.71
Van der Putten <i>et al.</i> 2007	Figure 1	5	5	15.91	19.94	3.58	8.94
Van der Stoel <i>et al.</i> 2002	Figure 2	5	5	39.50	100.00	28.17	0.00