

Information needs in parents of long-term childhood cancer survivors

Janine Vetsch (MSc)¹, Corina S. Rueegg (PhD)¹, Micòl E. Gianinazzi (PhD)¹, Eva Bergsträsser (MD)⁴, Nicolas X. von der Weid (MD, Prof)², Gisela Michel (PhD, Prof)^{1,3}; and for the Swiss Paediatric Oncology Group (SPOG)

¹Department of Health Sciences & Health Policy, University of Lucerne, Switzerland

²Pediatric Hematology/Oncology Unit, University Children's Hospital Basel (UKBB), University of Basel, Switzerland

³Institute of Social and Preventive Medicine, University of Bern, Switzerland

⁴University Children's Hospital, Zurich, Switzerland

Swiss Paediatric Oncology Group (SPOG) Scientific Committee: Prof. Dr. med. R. Ammann, Bern; Dr. med. R. Angst, Aarau; Prof. Dr. med. M. Ansari, Geneva; PD Dr. med. M. Beck Popovic, Lausanne; Dr. med. E. Bergsträsser, Zurich; Dr. med. P. Brazzola, Bellinzona; Dr. med. J. Greiner, St. Gallen; Prof. Dr. med. M. Grotzer, Zurich; Dr. med. H. Hengartner, St. Gallen; Prof. Dr. med. T. Kuehne, Basel; Prof. Dr. med. C. Kuehni, Bern; Prof. Dr. med. K. Leibundgut, Bern; Prof. Dr. med. F. Niggli, Zurich; PD Dr. med. J. Rischewski, Lucerne; Prof. Dr. med. N. von der Weid, Basel.

Corresponding author:

Prof. Dr. Gisela Michel, Department of Health Sciences and Health Policy, University of Lucerne
Frohburgstrasse 3, PO Box 4466, 6002 Luzern, Switzerland

Phone: +41 41 229 59 55, Fax: +41 41 229 56 35, E-mail: gisela.michel@unilu.ch

ABSTRACT

Background: Parents' knowledge about cancer, treatment, potential late effects and necessary follow-up is important to reassure themselves, and motivate their child to participate in regular follow-up. We aimed to describe 1) parents' perception of information received during and after treatment, 2) parents' needs for information today, and to investigate 3) associations between information needs and socio-demographic and clinical characteristics.

Methods: As part of the Swiss Childhood Cancer Survivor Study, a follow-up questionnaire was sent to parents of survivors, diagnosed <16 years and after 1990, and aged 11-17 years at study. We assessed parents' perception of information received and information needs, concerns about consequences of the cancer and socio-demographic information. Information on clinical data was available from the Swiss Childhood Cancer Registry.

Results: Of 309 eligible parents, 189 responded (67%; mean time since diagnosis: 11.3 years, SD=2.5). Parents perceived to have received verbal information (on illness: verbal 91%, written 40%; treatment: verbal 88%, written 46%; follow-up: verbal 85% written 27%; late effects: verbal 75%, written 19%). Many parents reported current information needs, especially on late effects (71%). The preferred source was written general (28%) or verbal information (25%), less favored was online information (12%). Information needs were associated with migration background ($p=0.039$), greater concerns about consequences of cancer ($p=0.024$) and no information received ($p=0.035$).

Conclusion: Parents reported they received mainly verbal information. However, they still needed further information especially about possible late effects. Individual long-term follow-up plans including treatment summary should be provided to each survivor, preferably in written format.

INTRODUCTION

Childhood cancer survivors are at considerable risk of late effects [1], requiring their parents to be informed about recommended follow-up care or screening in order to make appropriate decisions and give support to their child [2]. Parents' knowledge about diagnosis, treatment administered, appropriate long-term care plan and risk for late effects is important to understand the disease and provide reassurance. Parents are the child's guardian because the child is often very young at diagnosis. They therefore play a central role in subsequently transferring knowledge and information to their child and thus empowering participation in follow-up care [3].

Adequate information for parents of chronically ill children is not only important for the knowledge transfer to their child but also for parents themselves to feel reassured and less worried [4]. Many parents of children with cancer desire an "end of treatment meeting" [5], which could help to reduce their concerns about recurrence, and treatment late effects and inform them about appropriate follow-up care recommendations. A review on communication practices in other chronic diseases concluded that parental stress and anxiety can be reduced with improved education and communication to parents in newborn screening programs [6].

A recent study among parents of childhood cancer patients shortly after diagnosis showed their satisfaction with information on current disease and treatment, but they also reported a lack of information about the future [7]. This lack of information might increase with time after diagnosis and fewer health care visits during follow-up. Another study showed that shortly after end of treatment survivors are generally satisfied with the information received [8]. However parents were interested in receiving additional information on various topics such as how to prepare for and cope with the end of treatment. A recent Dutch study found that even after a visit to an outpatient clinic, both cancer

survivors and their parents still had information needs on late effects and authors suggested that they might profit from an online platform [9,10]. A study from our group on long-term childhood cancer survivors showed that survivors desired to be better informed especially on potential late effects, and wished to receive personalized information [11].

The literature so far included mainly studies performed shortly after treatment [5,8,12] or focused on information needs of survivors and rarely of the parents [9-11]. We therefore aimed to 1) describe the information parents remembered to have received during and after their child's cancer treatment; 2) investigate parents' needs for information today many years after diagnosis; and 3) investigate the association between information needs and i) parents' socio-demographic characteristics and ii) clinical characteristics of the child's disease.

METHODS

Sample and procedure

The Swiss Childhood Cancer Registry (SCCR) is a population-based registry including all cancer patients younger than 21 years and Swiss residents at diagnosis who were diagnosed with leukemia, lymphoma, CNS tumor, malignant solid tumor or Langerhans cell histiocytosis [13,14]. The Swiss Childhood Cancer Survivor Study (SCCSS) is a nationwide, long-term survey including a baseline (years 2007-2011) and a follow-up questionnaire (years 2010-2012). The baseline questionnaire included all patients registered in the SCCR who survived at least 5 years and were diagnosed between 1976-2005, aged <16 years [15]. Parents of survivors were contacted if survivors were aged 5-15 years at study. As part of the follow-up survey, parents were contacted again. They were included if they had previously completed the baseline questionnaire, their child or adolescence who survived cancer was aged 11-17 years at study and diagnosed after 1990 (N=306; **Supplemental Figure 1**). Some survivors were

already aged 18 years by the time the questionnaire was completed by parents.

Among eligible parents the mother or father who completed the baseline questionnaire was contacted and received a further questionnaire with a different focus and a prepaid return envelope. If they did not reply within two months, non-responders received the questionnaire a second time with a reminder letter and another prepaid return envelope. Questionnaires were available in German and French. Ethics approval was provided through the general cancer registry permission of the SCCR (The Swiss Federal Commission of Experts for Professional Secrecy in Medical Research) and a non-obstat statement (the ethical committee did not object the running of the study) was obtained from the ethics committee of the canton of Bern.

Measurements

Information received

Parents could indicate whether they remembered to have received information from a medical doctor on illness, treatment, follow-up and late effects (perceived of information received: ever/never). For each domain, they could specify the information format: verbal and/or written information, or no information.

Information needs

Parents could indicate their current information needs in the following domains: illness, treatment, follow-up and late effects (yes/no?). They were asked for each domain to describe the preferred format: 1) verbal, 2) general written, 3) personal written, 4) general online information; or 5) if no information was desired.

Explanatory variables assessed by questionnaire of parents

We assessed parents' gender, age at study, migration background, language region, parents' education and employment status, their involvement in follow-up care of their child and concerns about the consequences of the child's cancer. Parents' age at study was divided in two categories ≤ 45 years and > 45 years. Parents

were classified as having a migration background if they were not Swiss citizens since birth or not born in Switzerland. Language region was divided into German and French. Parents' education was divided into three categories: primary (compulsory schooling, vocational training); secondary (including, teachers, technical, commercial schools etc. and university of applied sciences); tertiary (university) [16]. Employment status was coded as employed (yes/no). Parents were asked whether they were involved in follow-up care of their child (yes/no). Concerns of parents about consequences of their child's illness were assessed by the question "How concerned are you about consequences of your child's illness?". This is an adapted question from the Brief Illness Perception Questionnaire (IPQ) using a 0-to-10 response scale [17]. Items were scored as 0-2=no concern, 3-6=medium concerns and 7-10=high concerns. Throughout the manuscript this expression will be used as "consequences of cancer".

From the baseline questionnaire of the SCCSS we extracted information about child late effects (yes/no) [15].

Child clinical variables extracted from the SCCR

We extracted medical information on diagnosis and treatment of the child from the Swiss Childhood Cancer Registry: cancer diagnosis, cancer treatment, type of treating hospital, age at diagnosis, time since diagnosis and relapse.

We classified diagnosis according to the International Classification of Childhood Cancer-3rd Edition [18]. For the regression model we grouped diagnosis into three categories: leukemia/lymphoma, tumors of the central nervous system (CNS) and other tumors. Treatment was coded as: chemotherapy (without radiotherapy but possibly with surgery), surgery only, radiotherapy (with surgery or chemotherapy), and stem cell transplantation (SCT). The type of treating hospital was divided into university and regional hospital. Age at diagnosis was divided

into three age categories: 0-1 year, 2-4 years and ≥ 5 years. Time since diagnosis was divided into two categories 5-10 years and ≥ 10 years. Relapse was coded yes or no.

Analyses

Analyses were conducted using STATA 13.1. First, we describe the study population and differences between participants and non-participants, using proportions, means, chi square statistics and paired t-tests. For aims 1 and 2 we summarize proportions with 95% confidence intervals (CI) of parents reporting they received information and their information needs, respectively for the four domains illness, treatment, follow-up and late effects. We describe the type of information they remember to have received and what type of information they would now want. For the descriptive analyses, each domain and format were analyzed separately. For the analytic analysis, we additionally created an overall binary variable: information received (if either verbal or written information was perceived to be received in all four domains) versus no information received (if no information was received in any of the four domains). Additionally we also created a binary variable for each domain of information needs: information needs (if needs were present in at least one format in the respective domain) versus no information needs (no information was desired). For aim 3, we used univariable logistic regression models to analyze associations of socio-demographic characteristics of the parents and clinical factors of the child with information needs. For the analysis, an overall binary variable was created: parents were categorized as having information needs if they reported a need in any of the four domains and as having no needs if they reported no information needs in all four domains. Given small number of participants we could not perform a multivariable logistic regression model.

RESULTS

Study population

Of the 306 eligible parents, we traced and contacted 284 (**Supplemental Figure 2**). Of those, 189 (67%) responded. The mean age of the parents was 46.1 years (SD=4.8, range 33.5-59.5 years), mean time since diagnosis 11.3 years (SD=2.5, range 6.8-17.2) and mean age of the child at study completion was 14.8 years (SD=1.8, range 10.7-18.0 years; **Table 1**). Most children were diagnosed with leukemia (39.2%), followed by CNS tumors (18.0%) and lymphomas (8.5%). There was no difference between participating and non-participating parents regarding language region of Switzerland, cancer type, treatment received, type of treating hospital, child's age at diagnosis, time since diagnosis, relapse status and parent-reported late effects.

Perception of information received on illness, treatment, follow-up and late effects

Most parents reported they received information and only a few parents reported not having received any information on one of the domains (**Figure 1**). Most of the parents who received information had received verbal information (74.6-91.0%). Fewer parents had received written information on illness (39.6%, CI 32.6-46.7%) and treatment (45.5%, CI 38.3-52.7%), and even fewer on follow-up (27.0%, CI 20.6-33.4%) and late effects (19.0%, CI 13.4-24.7%). Of those parents who did not receive information, five (2.6%) reported they received no information on illness, three (1.5%) on treatment, 11 (5.8%) on follow-up and 32 (16.9%) on late effects. Only one parent reported not having received any information on any domain.

Reported information needs on illness, treatment, follow-up and late effects

Overall, about half of the parents reported information needs on illness (49.4%, CI 42.0-56.9%), treatment (48.8%, CI 41.3-56.4%) and follow-up (56.6%, CI 49.2-64.0%) irrespective of the format (**Figure 2**). In contrast, 70.9% (CI 64.0-77.7%) reported information needs on late effects. Across all domains, 45 (23.8%) parents reported no needs in any format. Having or not having information

needs was independent of the information received and the format of the information received (written or verbal) (**Supplemental Table I**). Most parents who did not receive any information reported current information needs.

The format most frequently chosen was written general (17.5-27.5%) or verbal (15.9-24.9%) (**Figure 3**). The format chosen by fewest parents was online information (5.3-12.2%).

Factors associated with information needs

In univariable regression models, parents reporting *overall* information needs, were more likely to have a migration background (OR 5.55, CI 0.71-43.2, $p=0.039$), report concerns about consequences of cancer (medium: OR 2.50; CI 1.04-6.04; high: OR 2.95, CI 1.3-6.68, global p for concerns=0.024) and did not receive all the information (OR 2.95, CI 0.97-8.90, $p=0.035$; **Table II**).

Parents reporting information needs on *illness* were more likely to report greater concerns about consequences of cancer (medium: OR=2.42, CI 1.07-5.48, high: OR=2.84, CI 1.34-6.0; global p for concerns=0.017; **Supplemental Table II**). Parents reporting information needs on *treatment* were more likely to have a child diagnosed with CNS tumor (OR 2.88, CI 1.12-6.71) or other tumors (OR=1.44, CI 0.73-2.83; global p for diagnosis=0.043) and to report greater concerns about consequences of cancer (medium: OR=2.04, CI 0.91-4.58; high: OR=2.47, CI 1.17-5.21, global p for concerns=0.050). Parents reporting information needs on *follow-up* were more likely to be involved in follow-up care (OR=2.1, CI 0.99-4.43, $p=0.049$) and to report greater concerns about consequences of cancer (medium: OR=2.42, CI 1.07-5.47; high: OR=3.16, CI 1.49-6.72, global p for concerns=0.008). Parents reporting information needs on *late effects* were more likely to report late effects (OR=2.95, CI 1.29-4.88, $p=0.016$), greater concerns about consequences of cancer (medium: OR=2.11, CI 0.91-4.88, high: OR=3.06, CI 1.37-6.84; global p for

concerns=0.019) and did not receive all the information (OR=2.62, CI 0.95-7.24, $p=0.045$).

DISCUSSION

A large proportion of parents reported that they received verbal information on illness, treatment and follow-up. While one fifth reported not having received information on late effects, more than half of parents desired more information in a written general or verbal personal way especially about late effects. Information provision through online sources was not highly favored. Most parents who reported no information needs, had received information either verbally or written; however, there was no difference whether the information was received only verbally or both verbally and written. Information needs were more often reported by parents with a migration background, with greater concerns about consequences of cancer and who had not received all the information before.

A major strength of this study is the population-based sample of parents of childhood cancer survivors with prospectively collected data on clinical variables from the Swiss Childhood Cancer Registry and data from the follow-up questionnaires from the Swiss Childhood Cancer Survivor Study. Furthermore response rate was good (67%). A limitation might be self-selection because parents of specific groups may have been more reluctant to complete the questionnaire, especially after having filled in the baseline questionnaire. Other parents might have been excluded because they were not interested in the baseline questionnaire. Another limitation might be that only one parent was contacted and therefore only one questionnaire was filled in per family. Answers might differ between fathers and mothers and it is not known if questionnaires were completed together or alone. When assessing the information a person reported to have received, we have to take into account that the person might have received it, but did not understand it, forgot it or that the information might not have been given to the parents but to the survivors themselves even though they were

quite young at diagnosis. In addition the need for more information differs from person to person and this subjective need may influence our results. Due to the sample size only few results were statistically significant and therefore no subgroup analysis could be performed.

Until now little research has been done in the area of information needs of parents of long-term childhood cancer survivors. Therefore, we found relatively few studies addressing information needs of parents. Our findings about the domain and format of information needs are in line with those reported in a semi-structured telephone interview in Australia [8]. They reported that parents had information needs especially on fertility and post-treatment challenges and the desire to receive the information in a written format, like an information booklet. Other studies assessed needs in a broader way and found that information need was the most prevalent unmet need [19,20].

In our study we showed that most parents remember they received some information, but that there is considerable room for improvement. The majority of parents received verbal information, a format that has its difficulties. It is good to get individual explanations by the doctor and to clarify ambiguities. But the information might be forgotten within a short time and not remembered long after the cure of the child [21]. This might explain the need of many parents to receive written general information in addition to verbal information. However also having received written information does not remove the need for additional information at a later stage.

It is surprising, that today only a minority of parents would like to find more information on the internet. The cause might be the unreliable and impersonal character of information provided online. However, next to verbal and written information given by doctors this will probably be the format chosen in the future because of its accessibility, lower costs

and broad availability. One study showed that there is a paucity of high-quality internet information with many sites lacking information on late effects [22]. Therefore professionals caring for survivors and their parents should develop official online platforms with credible high quality health information, supplying targeted, detailed and trustable information regarding follow-up care and late effects.

We can assume that every parent receives information on illness and specific treatment by the doctor. A large proportion of parents reported never having received information on follow-up and especially on late effects, and more than half of the parents reported information needs in those two domains. This may be because at the time of diagnosis this information was not considered of importance or because parents really did not receive the information by the health care provider. This might become a problem in the future because every survivor and ideally also their parents should be aware of potential late effects. For many regular follow-up to prevent, screen, detect and treat health care problems at an early stage is of great importance. The unawareness both of survivors and parents might partly explain the high number of patients being lost to follow-up in adulthood [23].

Increased needs were reported by parents with a migration background, with greater concerns about consequences of cancer and by parents who did not receive all the information. Not statistically significant but potentially relevant is a trend for higher information needs among parents with higher education. It is interesting that both parents with higher education and parents with a migration background have more information needs [24]. Having a higher education probably means being more likely to understand and process the information and therefore try to seek additional information. In contrast, parents with a migration background, probably due to language difficulties or lack of familiarity with the health system might have larger problems in

understanding the information given and therefore report a higher information need.

Even though not statistically significant our results suggest that parents of children with a more severe disease (CNS tumor, relapse, radiotherapy, late effects) may have a higher need for information. The complexity of the disease together with often disabling late effects might leave parents with many open questions. Information provision to parents should be improved because of parents' crucial role in transferring this information to their children once they take over responsibility for their own health. Only if information needs are met and information is understood, parents will be able to point out the importance of continued medical care and to prevent their child from becoming lost to follow-up. Informed parents can also be more active towards health care providers and this may help to further motivate their child to adhere to follow-up and live a healthy lifestyle. Additionally, information should be provided to survivors themselves repeatedly during follow-up care in an age-adapted way.

Information to parents is not only important because of knowledge transfer, but also to reassure themselves and to reduce insecurity by giving adequate and consistent information throughout, and long after treatment [4]. There remains an open question about who should provide information, in which format and at which time point [25]. Just because parents receive written information on diagnosis does not necessarily mean they do not have information needs many years later. Given the rapid increase in the number of long-term survivors, health care providers are progressively lacking resources to continue high quality follow-up care for long-term survivors. We therefore suggest the use of a "survivorship passport" including information about diagnosis, treatment and expected late effects and then generates a personal follow-up care plan and information on health behaviors [26]. Such a passport is currently being developed by the European ENCCA project [27]. Another passport has already been

developed by the Children's Oncology Group and is already in use in many institutions [28]. A summary of disease and treatment together with an individualized survivorship care plan will help parents and eventually survivors to get the needed information on their past and future.

Acknowledgements

Acknowledgements: We thank all parents of survivors for participating in our survey, the study team of the Swiss Childhood Cancer Survivor Study Erika Brantschen Berclaz, Micòl Gianinazzi, Julia Koch, Fabienne Liechti), the data managers of the Swiss Paediatric Oncology Group (Claudia Anderegg, Nadine Beusch, Rosa-Emma Garcia, Franziska Hochreutener, Friedgard Julmy, Nadine Lanz, Heike Markiewicz, Genevieve Perrenoud, Annette Reinberger, Renate Siegenthaler, Verena Stahel, and Eva Maria Tinner), and the team of the Swiss Childhood Cancer Registry (Vera Mitter, Elisabeth Kiraly, Marlen Spring, Christina Krenger, Priska Wölfli).

Financial support: This work was supported by the Swiss National Science Foundation (Ambizione grant PZ00P3_121682/1 and PZ00P3-141722 to GM). The Swiss Childhood Cancer Survivor Study was funded by the Swiss Cancer League (KLS-2215-02-2008, KFS-02631-08-2010, KLS-02783-02-2011). The work of the Swiss Childhood Cancer Registry is supported by the Swiss Paediatric Oncology Group (www.spog.ch), Schweizerische Konferenz der kantonalen Gesundheitsdirektorinnen und -direktoren (www.gdk-cds.ch), Swiss Cancer Research (www.krebsforschung.ch), Kinderkrebshilfe Schweiz (www.kinderkrebshilfe.ch), Ernst-Göhner Stiftung, Stiftung Domarena and National Institute of Cancer Epidemiology and Registration (www.nicer.ch).

Conflict of interest statement: No conflict of interest stated for any of the authors.

REFERENCES

1. Oeffinger KC, Mertens AC, Sklar CA, et al. Chronic health conditions in adult survivors of childhood cancer. *N Engl J Med* 2006;355(15):1572-1582.
2. Blaauwbroek R, Zwart N, Bouma M, et al. The willingness of general practitioners to be involved in the follow-up of adult survivors of childhood cancer. *J Cancer Surviv* 2007;1(4):292-297.
3. Ressler IB, Cash J, McNeill D, et al. Continued parental attendance at a clinic for adult survivors of childhood cancer. *J Pediatr Hematol Oncol* 2003;25(11):868-873.
4. Hummelinck A, Pollock K. Parents' information needs about the treatment of their chronically ill child: a qualitative study. *Patient education and counseling* 2006;62(2):228-234.
5. Mitchell W, Clarke S, Sloper P. Care and support needs of children and young people with cancer and their parents. *Psychooncology* 2006;15(9):805-816.
6. Hewlett J, Waisbren SE. A review of the psychosocial effects of false-positive results on parents and current communication practices in newborn screening. *Journal of inherited metabolic disease* 2006;29(5):677-682.
7. Kaye E, Mack JW. Parent perceptions of the quality of information received about a child's cancer. *Pediatr Blood Cancer* 2013;60(11):1896-1901.
8. Wakefield CE, Butow P, Fleming CA, et al. Family information needs at childhood cancer treatment completion. *Pediatr Blood Cancer* 2012;58(4):621-626.
9. Knijnenburg SL, Kremer LC, van den Bos C, et al. Health information needs of childhood cancer survivors and their family. *Pediatr Blood Cancer* 2010;54(1):123-127.
10. Knijnenburg SL, Kremer LC, Versluys AB, et al. Evaluation of a patient information website for childhood cancer survivors. *Support Care Cancer* 2012.
11. Gianinazzi ME, Essig S, Rueegg CS, et al. Information provision and information needs in adult survivors of childhood cancer. *Pediatr Blood Cancer* 2013.
12. Ishibashi A. The needs of children and adolescents with cancer for information and social support. *Cancer nursing* 2001;24(1):61-67.
13. Michel G, von der Weid NX, Zwahlen M, et al. The Swiss Childhood Cancer Registry: rationale, organisation and results for the years 2001-2005. *Swiss Medical Weekly* 2007;137(35-36):502-509.
14. Michel G, von der Weid NX, Zwahlen M, et al. Incidence of childhood cancer in Switzerland: The Swiss childhood cancer registry. *Pediatr Blood Cancer* 2008;50(1):46-51.
15. Kuehni CE, Rueegg CS, Michel G, et al. Cohort profile: The Swiss Childhood Cancer Survivor Study. *Int J Epidemiol* 2012;41(6):1553-1564.
16. Kuehni CE, Strippoli M-PF, Rueegg CS, et al. Educational achievement in Swiss childhood cancer survivors compared with the general population. *Cancer* 2012;118(5):1439-1449.
17. Broadbent E, Petrie KJ, Main J, et al. The brief illness perception questionnaire. *J Psychosom Res* 2006;60(6):631-637.
18. Steliarova-Foucher E, Stiller C, Lacour B, et al. International Classification of Childhood Cancer, third edition. *Cancer* 2005;103(7):1457-1467.
19. Carey ML, Clinton-McHarg T, Sanson-Fisher RW, et al. Development of cancer needs questionnaire for parents and carers of adolescents and young adults with cancer. *Support Care Cancer* 2012;20(5):991-1010.
20. Kerr LM, Harrison MB, Medves J, et al. Supportive care needs of parents of children with cancer: transition from diagnosis to treatment. *Oncol Nurs Forum* 2004;31(6):E116-126.

21. Blacklay A, Eiser C, Ellis A. Development and evaluation of an information booklet for adult survivors of cancer in childhood. *Arch Dis Child* 1998;78(4):340-344.
22. Stinson JN, White M, Breakey V, et al. Perspectives on quality and content of information on the internet for adolescents with cancer. *Pediatr Blood Cancer* 2011;57(1):97-104.
23. Absolom K, Eiser C, Michel G, et al. Follow-up care for cancer survivors: views of the younger adult. *Br J Cancer* 2009;101(4):561-567.
24. Harris KA. The informational needs of patients with cancer and their families. *Cancer practice* 1998;6(1):39-46.
25. Kastel A, Enskar K, Bjork O. Parents' views on information in childhood cancer care. *Eur J Oncol Nurs* 2011;15(4):290-295.
26. BEISHON M. Passport to the future
Improving life for survivors of childhood cancer. *CancerWorld* 2014.
27. Harmonising follow-up on cancer patients
Childhood cancer survivorship: A passport for life. *The European Cancer Congress* 2013.
28. Horowitz ME, Fordis M, Krause S, et al. Passport for care: implementing the survivorship care plan. *Journal of oncology practice / American Society of Clinical Oncology* 2009;5(3):110-112.

Table I. Characteristics of the study population, comparing participants and non-participants

	Participants		Non-participants ^a		p-value ^b
	N	% ^c	N	% ^c	
Total	189	100	117	100	
Sociodemographic characteristics of parent responder					
<i>Sex</i>					
Female	160	84.7	n.a. ^d		
Male	29	15.3	n.a.		
<i>Age at study</i>					
≤45 years	89	47.1	n.a.		
>45 years	92	48.7	n.a.		
unknown	8	4.2	n.a.		
<i>Migration background</i>					
Swiss	172	91.0	n.a.		
Immigrant	17	9.0	n.a.		
<i>Language region</i>					
German	132	70.2	78	66.7	0.516
French	56	29.8	39	33.3	
<i>Education</i>					
Primary	101	54.3	n.a.		
Secondary	62	33.3	n.a.		
Tertiary	23	12.4	n.a.		
<i>Employment</i>					
Employed	150	79.4	n.a.		
Unemployed	39	20.6	n.a.		
Clinical characteristics of the child					
<i>Diagnosis</i>					
Leukemia	74	39.2	46	39.3	0.511
Lymphomas	16	8.5	10	8.5	
CNS tumors	34	18.0	23	19.7	
Neuroblastoma	13	6.9	8	6.8	
Retinoblastoma	13	6.9	5	4.3	
Renal tumors	12	6.3	8	6.8	
Hepatic tumors	4	2.1	3	2.6	
Malignant tumors	2	1.1	3	2.6	
Soft tissue sarcomas	14	7.4	3	2.6	
Germ cell tumors	2	1.1	3	2.6	
LCH	2	1.1	3	2.6	
Other ^e	3	1.6	0	0.0	
<i>Treatment received^f</i>					
Surgery only	30	16.0	20	17.5	0.793
Chemotherapy	118	63.1	74	64.9	
Radiotherapy	30	16.0	17	14.9	
SCT	9	4.9	3	2.6	

Information needs in parents of survivors

<i>Type of treating hospital</i>					0.541
University hospital	160	84.7	102	87.2	
Regional hospital	29	15.3	15	12.8	
<i>Child's age at diagnosis</i>					0.831
0-1 years	58	30.7	35	29.9	
2-4 years	82	43.4	48	41.0	
5+ years	49	25.9	34	29.1	
<i>Time since diagnosis</i>					0.803
5-10 years	64	33.9	38	32.5	
10+ years	125	66.1	79	67.5	
<i>Relapse</i>					1.000
No	168	88.9	104	88.9	
Yes	21	11.1	13	11.1	
<i>Parent-reported late effects</i>					0.103
No	100	54.4	68	64.2	
Yes	84	45.6	38	35.8	
<i>Parents involvement in follow-up care</i>					
No	40	78.3	n.a.		
Yes	144	21.7	n.a.		
<i>Concerns about consequences of cancer</i>					
No concerns	51	27.4	n.a.		
Medium concerns	55	29.4	n.a.		
High concerns	81	43.3	n.a.		

	Participants		Non-participants ^a		p-value ^g	Note
	Mean	SD	Mean	SD		
Parent's age	46.1	4.8	n.a.			
Child's age at study	14.7	1.8	15.0	1.9	0.223	
Child's age at diagnosis	3.4	2.2	3.6	2.4	0.573	
Time since diagnosis	11.3	2.5	11.4	2.5	0.708	

Percentages are based upon available data for each variable. Abbreviations: CNS, Central Nervous System; LCH, Langerhans cell histiocytosis, SCT, Stem Cell Transplantation; n.a., not applicable; ^aNon-participants include: parents who did not respond (n=92), with unknown address (n=22) or who refused to participate (n=3) (Supplemental Figure 2); ^bp-value calculated from Chi-square statistics comparing parent participants and parent non-participants; ^cColumn percentages are given; ^dinformation was not available from non-participants; ^eOther: malignant epithelial neoplasms, malignant melanomas and other or unspecified malignant neoplasms; ^fChemotherapy may include surgery, radiotherapy may include chemotherapy and/or surgery; ^gp-value calculated from paired t-test

Table II. Factors associated with information needs in parents (from univariable logistic regression models)

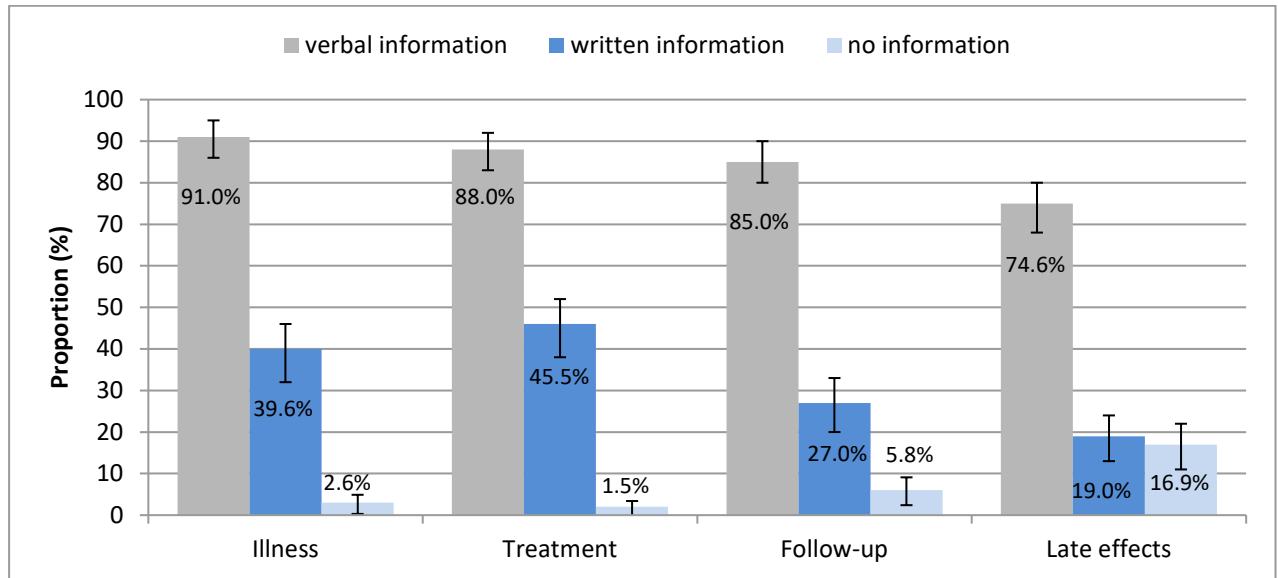
	Information needs present		Associations with information needs		
	N Total	N (%) ^a	OR	95%CI	Global p
Sex					0.985
Female	151	113 74.8	1		
Male	28	21 75.0	1.01	0.39-2.55	
Age at study					0.477
≤45 years	84	61 72.6	1		
>45 years	87	67 77.0	1.26	0.63-2.52	
unknown	8	6 75.0	1.13	0.21-6.01	
Migration background					0.039
Swiss	163	119 73.0	1		
Immigrant	16	15 93.8	5.55	0.71-43.2	
Language region					0.199
German	127	99 77.9	1		
French	51	35 68.6	0.61	0.29- 1.27	
Education					0.298
Primary	96	73 76.0	1		
Secondary	59	41 69.5	.71	0.35-1.48	
Tertiary	21	18 85.7	1.89	0.51-6.99	
Employment					0.648
Employed	143	106 74.1	1		
Unemployed	36	28 77.8	0.54	0.51-2.92	
Diagnosis					0.359
Leukemia/ Lymphoma	84	59 70.2	1		
CNS tumor	33	27 81.8	1.91	0.70-5.19	
Other tumor ^b	62	48 77.4	1.45	0.68-3.10	
Treatment received^c					0.413
Surgery	28	19 67.9	1		
Chemotherapy	112	82 73.2	1.29	0.53-3.17	
Radiotherapy	28	24 85.7	1.92	0.76-10.67	
SCT	9	7 77.8	1.49	0.29-9.64	
Type of treating hospital					0.701
University hospital	152	113 74.3	1		
Regional hospital	27	21 77.8	1.21	0.45-3.21	
Child's age at diagnosis					0.481
0-1 years	55	44 80.0	1		
2-4 years	79	56 70.9	0.61	0.27-1.38	
5+ years	45	34 75.6	0.77	0.30-1.90	
Time since diagnosis					0.626
10+ years	118	87 73.7	1		
<10 years	61	47 77.0	1.19	0.58-2.47	
Relapse					0.565
No	159	118 74.2	1		
Yes	20	16 80.0	1.38	0.44-4.40	
Parent-reported late effects					0.338
No	92	66 71.7	1		
Yes	82	64 78.1	1.4	0.70-2.79	
Parents involvement in follow-up care					0.089
No	38	24 63.2	1		
Yes	136	105 77.2	1.98	0.91-4.27	

Information needs in parents of survivors

<i>Concerns about consequences of cancer</i>						0.024
No concerns	48	29	60.4	1		
Medium concerns	53	42	79.3	2.50	1.04-6.04	
High concerns	77	63	81.8	2.95	1.30-6.68	
<i>Information received^d</i>						0.035
Yes	138	100	72.5	1		
No	35	31	88.6	2.95	0.97-8.90	

Note Percentages are based upon available data for each variable. Abbreviations: CI, Confidence Interval; CNS, Central Nervous System; SCT, Stem Cell Transplantation; ^aRow percentages are given; ^bOther: malignant epithelial neoplasms, malignant melanomas and other or unspecified malignant neoplasms; ^cChemotherapy may include surgery, radiotherapy may include chemotherapy and/or surgery; ^dInformation received means parents perception of information received

Figure 1. Overview of parents reporting to have received information on illness, treatment, follow-up and late effects by format (verbal, written, no information)



Footnote: Numbers do not add up to 100% because parents could indicate to have received both, verbal and written information; Legend: I 95% Confidence Interval, calculated for binomial distribution.

Figure 2. Proportion of parents who reported information needs versus no needs in the domains illness, treatment, follow-up and late effects

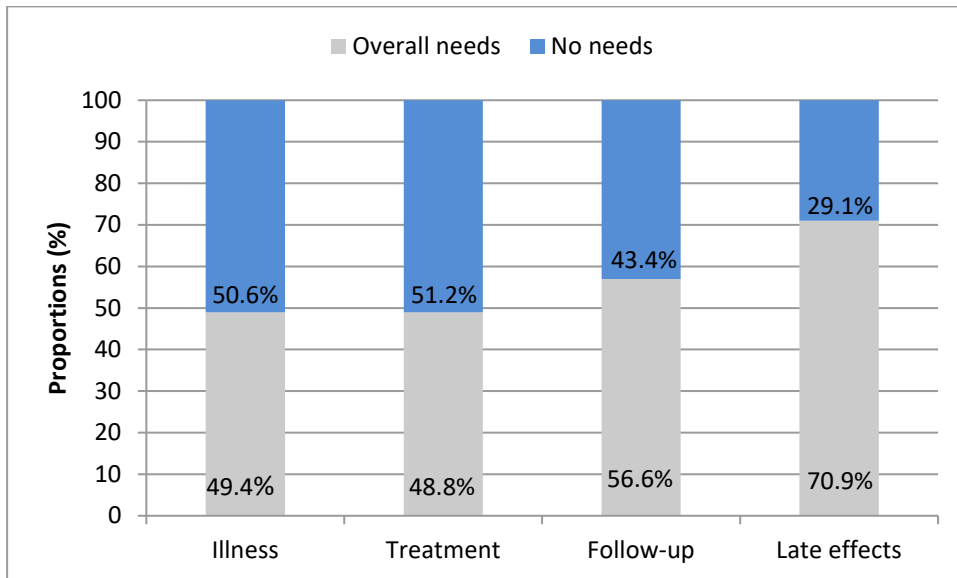
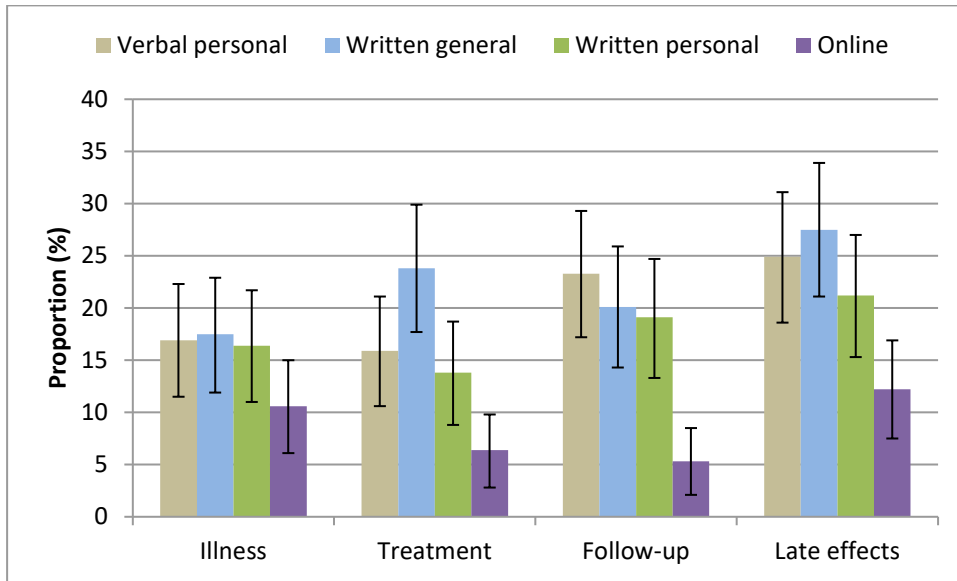


Figure 3. Preferred format of information which parents with information needs would like to receive on illness, treatment, follow-up and late effects



Legend: I 95% Confidence interval

Supplemental Table I. Comparison of the reported information received (only verbal information, written information +/-verbal information, no information) among parents with or without additional information needs

Information received ^a	No needs		Needs		p-value
	N	%	N	%	
Illness					0.484
Only verbal information	26	60.5	74	55.6	
Written information +/- verbal information	17	39.5	55	41.4	
No information	0	0.0	4	3.0	
Treatment					0.313
Only verbal information	19	44.2	70	53.0	
Written information +/- verbal information	24	55.8	59	44.7	
No information	0	0.0	3	2.3	
Follow-up					0.429
Only verbal information	31	72.1	86	65.2	
Written information +/- verbal information	11	25.6	36	27.3	
No information	1	2.3	10	7.6	
Late effect					0.065
Only verbal information	28	66.7	81	61.4	
Written information +/- verbal information	11	26.2	22	16.6	
No information	3	7.2	29	22.0	

Footnote: p-value calculated from chi square statistics; ^aInformation received means parents perception of information received

Supplemental Table II. Factors associated with information needs for each of the domains illness, treatment, follow-up and late effects (from univariable regression models)

	Information needs on Illness				Information needs on Treatment				Information needs on Follow-up				Information needs on Late effects						
	N	(%) ^a	OR	95%CI	p-value	N	(%) ^a	OR	95%CI	p-value	N	(%) ^a	OR	95%CI	p-value				
<i>Sex</i>					0.573					0.359					0.908				0.703
Female	75	50.3	1			74	50.3	1			84	56.8	1			105	71.4	1	
Male	12	44.4	0.79	0.35-1.80		11	40.7	0.68	0.29-1.56		15	55.6	0.95	0.42-2.17		19	67.9	0.84	0.35-2.02
<i>Age at study</i>					0.742					0.892					0.731				0.966
≤45 years	39	46.4	1			38	46.9	1			45	53.6	1			58	70.7	1	
>45 years	44	52.4	1.27	0.70-2.34		43	50.6	1.16	0.63-2.13		49	59.0	1.25	0.68-2.30		60	70.6	0.99	0.51-1.93
unknown	4	50.0	1.15	0.27-4.92		4	50.0	1.13	0.26-4.84		5	62.5	1.45	0.32-6.44		6	75.0	1.24	0.23-6.60
<i>Migration background</i>					0.159					0.365					0.404				0.131
Swiss	77	47.8	1			77	47.8	1			89	55.6	1			111	69.4	1	
Immigrant	10	66.7	2.18	0.71-6.67		10	66.7	1.64	0.56-4.82		10	66.7	1.57	0.52-4.88		13	86.7	2.87	0.62-13.30
<i>Language region</i>					0.332					0.087					0.092				0.330
German	66	52.0	1			66	53.2	1			75	61.0	1			91	73.4	1	
French	21	43.8	0.72	0.37-1.40		19	38.8	0.56	0.28-1.09		24	47.1	0.57	0.29-1.10		33	66.0	0.7	0.35-1.43
<i>Education</i>					0.345					0.500					0.592				0.338
Primary	45	47.4	1			49	51.6	1			50	53.8	1			69	71.9	1	
Secondary	28	48.3	1.04	0.54-1.99		24	42.9	0.7	0.36-1.37		35	59.3	1.25	0.65-2.43		38	66.7	0.78	0.39-1.59
Tertiary	13	65.0	2.06	0.76-5.63		11	55.0	1.15	0.44-3.02		13	65.0	1.6	0.58-4.37		16	84.2	2.09	0.56-7.74
<i>Employment</i>					0.649					0.881					0.647				0.618
Employed	69	48.6	1			68	58.6	1			78	55.7	1			98	70.0	1	
Unemployed	18	52.9	1.19	0.56-2.52		17	50.0	1.06	0.50-2.24		21	60.0	1.19	0.56-2.53		26	74.3	1.24	0.53-2.87
<i>Diagnosis</i>					0.097					0.043					0.252				0.788
Leukemia/ Lymphoma	35	42.7	1			34	40.9	1			42	50.6	1			58	69.9	1	
CNS tumor	22	64.7	2.46	1.08-5.64		22	66.7	2.88	1.12-6.71		22	66.7	1.95	0.84-4.53		25	75.8	1.35	0.53-3.39
Other tumor ^b	30	50.0	1.34	0.69-2.62		29	50.0	1.44	0.73-2.83		35	59.3	1.42	0.73-2.80		41	69.5	0.98	0.48-2.03
<i>Treatment received^c</i>					0.785					0.578					0.373				0.411
Surgery	16	55.2	1			15	51.7	1			15	53.6	1			17	60.7	1	
Chemotherapy	50	46.3	0.70	0.31-1.59		50	46.3	0.80	0.35-1.83		56	52.3	0.95	0.41-2.19		78	70.9	1.58	0.67-3.74
Radiotherapy	15	53.6	0.94	0.33-2.66		16	59.3	1.36	0.47-3.91		20	69.0	1.93	0.65-5.68		21	80.8	2.72	0.79-9.35
SCT	4	44.4	0.65	0.14-2.56		3	37.5	0.56	0.11-2.79		6	66.7	1.73	0.36-8.35		7	77.8	2.26	0.39-3.29

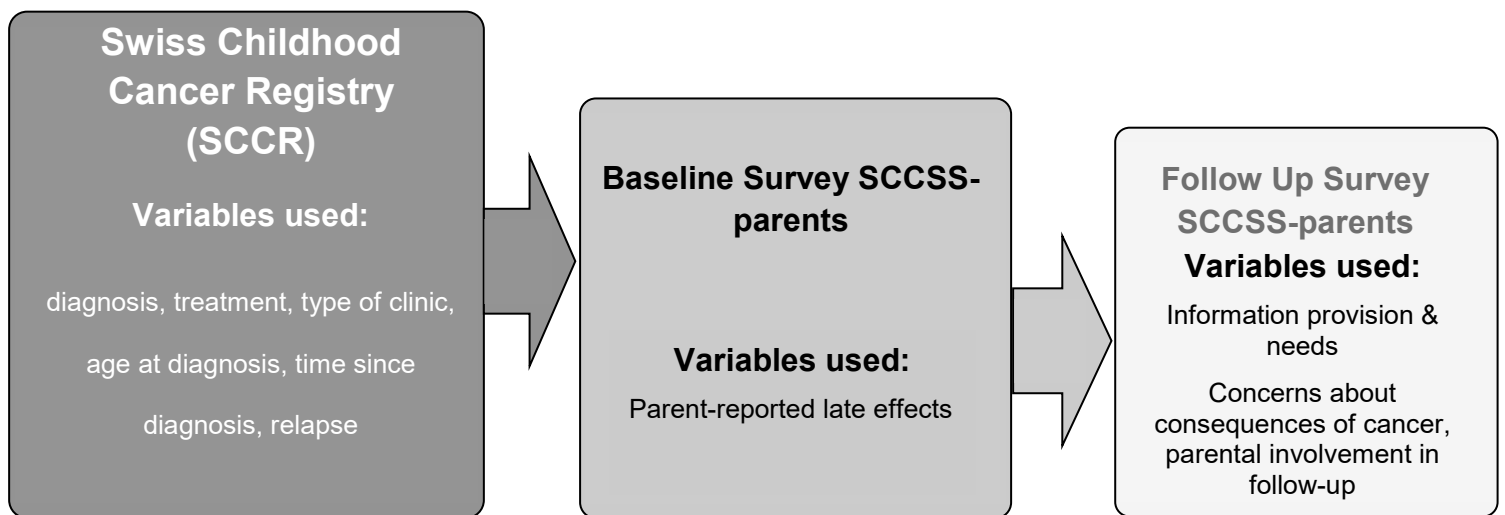
Information needs in parents of survivors

	Information needs on Illness				Information needs on Treatment				Information needs on Follow-up				Information needs on Late effects							
	N	(%) ^a	OR	95%CI	p-value	N	(%) ^a	OR	95%CI	p-value	N	(%) ^a	OR	95%CI	p-value	N	(%) ^a	OR	95%CI	p-value
<i>Type of treating hospital</i>					0.885					0.448					0.418					0.390
University hospital	74	49.7	1			70	47.6	1			83	55.3	1			103	69.6	1		
Regional hospital	13	48.1	0.94	0.41-2.14		15	55.6	1.38	0.60-3.14		16	64.0	1.44	0.59-3.45		21	77.8	1.53	0.58-4.04	
<i>Child's age at diagnosis</i>					0.081					0.366					0.833					0.613
0-1 years	25	48.1	1			26	50.0	1			29	56.9	1			41	75.9	1		
2-4 years	33	42.3	0.79	0.39-1.60		34	43.6	0.77	0.38-1.56		43	54.4	0.91	0.45-1.84		53	68.8	0.7	0.32-1.54	
5+ years	29	63.0	1.84	0.82-4.14		25	56.8	1.32	0.59-2.95		27	60.0	1.14	0.50-2.57		30	68.2	0.68	0.28-1.65	
<i>Time since diagnosis</i>					0.223					0.706					0.633					0.384
10+ years	53	46.1	1			55	47.8	1			63	55.3	1			79	68.7	1		
<10 years	34	55.7	1.47	0.79-2.75		30	50.9	1.12	0.60-2.11		36	59.0	1.17	0.62-2.19		45	75.0	1.37	0.68-2.77	
<i>Relapse</i>					0.768					0.727					0.902					0.339
No	77	49.0	1			75	48.4	1			88	56.4	1			108	69.7	1		
Yes	10	52.6	1.15	0.44-2.99		10	52.6	1.19	0.46-3.08		11	57.9	1.07	0.51-2.79		16	80.0	1.74	0.55-5.49	
<i>Parent-reported late effects</i>					0.493					0.253					0.478					0.103
No	43	47.2	1			40	44.9	1			48	53.3	1			58	65.2	1		
Yes	42	52.5	1.23	0.67-2.25		43	53.7	1.42	0.78-2.61		47	58.7	1.25	0.68-2.29		62	76.5	1.74	0.89-3.42	
<i>Parents involvement in follow-up care</i>					0.203					0.389					0.049					0.009
No	15	39.5	1			16	41.1	1			15	41.7	1			20	52.6	1		
Yes	68	51.1	1.6	0.77-3.34		66	50.0	1.38	0.66-2.85		81	60.0	2.1	0.99-4.43		100	75.2	2.7	1.29-5.77	
<i>Concerns about consequences of cancer</i>					0.017					0.050					0.008					0.019
No concerns	16	32.7	1			17	34.7	1			18	38.3	1			27	56.3	1		
Medium concerns	27	54.0	2.42	1.07-5.48		26	52.0	2.04	0.91-4.58		30	60.0	2.42	1.07-5.47		38	73.1	2.11	0.91-4.88	
High concerns	44	57.9	2.84	1.34-6.01		42	56.8	2.47	1.17-5.21		51	66.2	3.16	1.49-6.72		59	79.7	3.06	1.37-6.84	
<i>Information received^d</i>					0.536					0.499					0.327					0.045
Yes	67	48.6	1			69	50.4	1			76	55.5	1			93	68.9	1		
No	18	54.6	1.27	0.59-2.73		14	43.8	0.77	0.35-1.66		22	64.7	1.47	0.67-3.21		29	85.3	2.62	0.95-7.24	

Note Abbreviations: CI, Confidence Interval; CNS, Central Nervous System; BMT, Bone Marrow Transplantation; ^aRow percentages are given; ^bOther: malignant epithelial neoplasms, malignant melanomas and other or unspecified malignant neoplasms; ^cChemotherapy may include surgery, radiotherapy may include chemotherapy and/or surgery; ^d Information received means parents' perception of information received

Supplemental Figure 1: Different data sources of the variables used in the analysis

Supplemental figure 1 shows the data sources and the variables used in the present study



Supplemental Figure 2: Participants and response rate of parents in the Swiss Childhood Cancer Survivor Study Follow-up questionnaire

Supplemental figure 2 shows the flow diagram of our study population starting from those eligible to those included in the analysis.

