

Exploring the potential of precision dairy tools

Jeffrey Bewley

Associate Extension Professor, University of Kentucky Department of Animal and Food Science

jbewley@uky.edu,

Take Home Messages

- Precision Dairy Farming is the use of technologies to measure physiological, behavioral, and production indicators on individual animals to improve management strategies and farm performance.
- Many Precision Dairy Farming technologies, including daily milk yield recording, milk component monitoring, pedometers, automatic temperature recording devices, milk conductivity indicators, automatic estrus detection monitors, and daily body weight measurements, are already being utilized by dairy producers.
- Other theoretical Precision Dairy Farming technologies have been proposed to measure jaw movements, ruminal pH, reticular contractions, heart rate, animal positioning and activity, vaginal mucus electrical resistance, feeding behavior, lying behavior, odor, glucose, acoustics, progesterone, individual milk components, color (as an indicator of cleanliness), infrared udder surface temperatures, and respiration rates.
- The main objectives of Precision Dairy Farming are maximizing individual animal potential, early detection of disease, and minimizing the use of medication through preventive health measures.
- Perceived benefits of Precision Dairy Farming technologies include increased efficiency, reduced costs, improved product quality, minimized adverse environmental impacts, and improved animal health and well-being.
- Real time data used for monitoring animals may be incorporated into decision support systems designed to facilitate decision making for issues that require compilation of multiple sources of data.
- Technologies for physiological monitoring of dairy cows have great potential to supplement the observational activities of skilled herdspeople, which is especially critical as more cows are managed by fewer skilled workers.
- The economic implications of technology adoption must be explored further to increase adoption rates of Precision Dairy Farming technologies.

Introduction

Across the globe, the trend toward fewer, larger dairy operations continues. Dairy operations today are characterized by narrower profit margins than in the past, largely because of reduced governmental involvement in regulating agricultural commodity prices. Consequently, small changes in production or efficiency can have a major impact on profitability. The resulting competition growth has intensified the drive for efficiency resulting in increased emphasis on business and financial management. Furthermore, the decision making landscape for a dairy manager has changed dramatically with increased emphasis on consumer protection, continuous quality assurance, natural foods, pathogen-free food, zoonotic disease transmission, reduction of the use of medical treatments, and increased concern for the care of animals. These changing demographics reflect a continuing change in the way in which dairy operations are managed. In large part, many of these changes can be attributed to tremendous technological progress in all facets of dairy farming, including genetics, nutrition, reproduction, disease control, and management. W. Nelson Philpot (2003) captured this change effectively in describing modern dairy farms as “technological marvels.” Conceivably, the next “technological marvel” in the dairy industry may be in Precision Dairy Farming.

What is Precision Dairy Farming?

Precision Dairy Farming is the use of technologies to measure physiological, behavioral, and production indicators on individual animals to improve management strategies and farm performance. Many Precision Dairy Farming technologies, including daily milk yield recording, milk component monitoring (e.g. fat, protein, and SCC), pedometers, automatic temperature recording devices, milk conductivity indicators, automatic estrus detection monitors, and daily body weight measurements, are already being utilized by dairy producers. Eastwood et al. (2004) defined Precision Dairy Farming as “the use of information technologies for assessment of fine-scale animal and physical resource variability aimed at improved management strategies for optimizing economic, social, and environmental farm performance.” Spilke and Fahr (2003) stated that Precision Dairy Farming, with specific emphasis on technologies for individual animal monitoring, “aims for an ecologically and economically sustainable production of milk with secured quality, as well as a high degree of consumer and animal protection.” With Precision Dairy Farming, the trend toward group management may be reversed with focus returning to individual cows through the use of technologies (Schulze et al., 2007). Technologies included within Precision Dairy Farming range in complexity from daily milk yield recording to measurement of specific attributes (e.g. fat content or progesterone) within milk at each milking. The main objectives of Precision Dairy Farming are maximizing individual animal potential, early detection of disease, and minimizing the use of medication through preventive health measures. Precision Dairy Farming is inherently an interdisciplinary field incorporating concepts of informatics, biostatistics, ethology, economics, animal breeding, animal husbandry, animal nutrition, and engineering (Spilke and Fahr, 2003).

Potential Benefits of Precision Dairy Farming

Perceived benefits of Precision Dairy Farming technologies include increased efficiency, reduced costs, improved product quality, minimized adverse environmental impacts, and improved animal health and well-being. These technologies are likely to have the greatest impact in the areas of health, reproduction, and quality control (de Mol, 2000). Realized benefits from data summarization and exception reporting are anticipated to be higher for larger herds, where individual animal observation is more challenging and less likely to occur (Lazarus et al., 1990). As dairy operations continue to increase in size, Precision Dairy Farming technologies become more feasible because of increased reliance on less skilled labor and the ability to take advantage of economies of size related to technology adoption.

A Precision Dairy Farming technology allows dairy producers to make more timely and informed decisions, resulting in better productivity and profitability (van Asseldonk et al., 1999b). Real time data can be used for monitoring animals and creating exception reports to identify meaningful deviations. In many cases, dairy management and control activities can be automated (Delorenzo and Thomas, 1996). Alternatively, output from the system may provide a recommendation for the manager to interpret (Pietersma et al., 1998). Information obtained from Precision Dairy Farming technologies is only useful if it is interpreted and utilized effectively in decision making. Integrated, computerized information systems are essential for interpreting the mass quantities of data obtained from Precision Dairy Farming technologies. This information may be incorporated into decision support systems designed to facilitate decision making for issues that require compilation of multiple sources of data.

Historically, dairy producers have used experience and judgment to identify outlying animals. While this skill is invaluable and can never be fully replaced with automated technologies, it is inherently flawed by limitations of human perception of a cow's condition. Often, by the time an animal exhibits clinical signs of stress or illness, it is too late to intervene. These easily observable clinical symptoms are typically preceded by physiological responses evasive to the human eye (e.g. changes in temperature or heart rate). Thus, by identifying changes in physiological parameters, a dairy manager may be able to intervene sooner. Technologies for physiological monitoring of dairy cows have great potential to supplement the observational activities of skilled herdspersons, which is especially critical as more cows are managed by fewer skilled workers (Hamrita et al., 1997).

Precision Dairy Farming Examples

The list of Precision Dairy Farming technologies used for animal status monitoring and management continues to grow. Because of rapid development of new technologies and supporting applications, Precision Dairy Farming technologies are becoming more feasible. Many Precision Dairy Farming technologies including daily milk yield recording, milk component monitoring (e.g. fat, protein, and SCC), pedometers, automatic temperature recording devices, milk conductivity indicators, automatic

estrus detection monitors, and daily body weight measurements are already being utilized by dairy producers. Despite its seemingly simplistic nature, the power of accurate milk weights should not be discounted in monitoring cows, as it is typically the first factor that changes when a problem develops (Philpot, 2003). Other theoretical Precision Dairy Farming technologies have been proposed to measure jaw movements, ruminal pH, reticular contractions, heart rate, animal positioning and activity, vaginal mucus electrical resistance, feeding behavior, lying behavior, odor, glucose, acoustics, progesterone, individual milk components, color (as an indicator of cleanliness), infrared udder surface temperatures, and respiration rates. Unfortunately, the development of technologies tends to be driven by availability of a technology, transferred from other industries in market expansion efforts, rather than by need. Relative to some industries, the dairy industry is relatively small, limiting corporate willingness to invest extensively in development of technologies exclusive to dairy farms. Many Precision Dairy Farming technologies measure variables that could be measured manually, while others measure variables that could not have been obtained previously.

Investment Analysis of Precision Dairy Farming Technologies

Today's dairy manager is presented with a constant stream of new technologies to consider including new Precision Dairy Farming technologies. Galligan and Groenendaal (2001) suggested that "the modern dairy producer can be viewed as a manager of an investment portfolio, where various investment opportunities (products, management interventions) must be selected and combined in a manner to provide a profit at a competitive risk to alternative opportunities." Further, dairy managers must consider both biological and economic considerations simultaneously in their decisions. Traditionally, investment decisions have been made using standard recommendations, rules of thumb, consultant advice, or intuition. Thus, more objective methods of investment analysis are needed (Verstegen et al., 1995).

Adoption of sophisticated on-farm decision-making tools has been scant in the dairy industry to this point. Yet, the dairy industry remains a perfect application of decision science because: (1) it is characterized by considerable price, weather, and biological variation and uncertainty, (2) technologies, such as those characteristic of Precision Dairy Farming, designed to collect data for decision making abound, and (3) the primary output, fluid milk, is difficult to differentiate, increasing the need for alternative means of business differentiation. In "Competing on Analytics: The New Science of Winning," Davenport and Harris (2007) pose that in industries with similar technologies and products, "high performance business processes" are one of the only ways that businesses can differentiate themselves.

Investment analyses of information systems and technologies are common within the general business literature (Bannister and Remenyi, 2000, Lee and Bose, 2002, Ryan and Harrison, 2000, Streeter and Hornbaker, 1993). However, dairy-specific tools examining investment of Precision Dairy Farming technologies are limited (Carmi, 1992, Gelb, 1996, van Asseldonk, 1999), though investment analyses of other dairy technologies abound (Hyde and Engel, 2002). Empirical comparisons of technology before or after adoption or between herds that have adopted a technology and control herds that have not adopted are expensive and biased by other, possibly herd-related differences. As a result, the normative approach, using simulation modeling, predominates in decision support models in animal agriculture (Dijkhuizen et al., 1991). Investing in new agricultural technologies is all too often a daunting and complex task. First, the standard approach using the Net Present Value is often misleading because it does not adequately account for the underlying uncertainties. Second, the incremental costs and benefits of new technologies require complex interactions of multiple variables that are often non-linear and not intuitive. The complexities surrounding investment in Precision Dairy Farming technologies is one example of this type of complex decision.

Ward (1990) listed three benefits to investment in technology: 1) substitutive, replacing human power with machine power, 2) complementary, improving productivity and employee effectiveness through new ways of accomplishing tasks, and 3) innovative, obtaining a competitive edge. In addition to impacts on production, many technologies may also change milk composition, reproductive efficiency, and disease incidences (Galligan and Groenendaal, 2001). In an analysis of an investment opportunity at the dairy level, cash flows are generally uncertain because of biological variability or incomplete knowledge of the system (Galligan and Groenendaal, 2001). The impact that a Precision Dairy Farming technology has on productive and economic performance is difficult to examine because of the changing nature of the decision environment where investments are often one-time

investments but returns accrue over a longer period of time (van Asseldonk, 1999, van Asseldonk et al., 1999a, van Asseldonk et al., 1999b, Verstegen et al., 1995, Ward, 1990). Further, benefit streams resulting from investment in a Precision Dairy Farming technology are highly dependent upon the user's ability to understand and utilize the information provided by the new technology (Bannister and Remenyi, 2000). An economic analysis of the value of Precision Dairy Farming technologies requires consideration of the effect of adoption on both quality and timeliness of decisions (Verstegen et al., 1995). Improvements associated with adoption of new Precision Dairy Farming technologies may increase profits directly through improved utilization of data provided by the technology or indirectly through recommendations of consultants utilizing the new information (Tomaszewski et al., 1997). It is difficult, if not impossible to quantify the economic value of personal welfare associated with a proposed change (e.g. free time or prestige) (Otte and Chilonda, 2000). For example, it is nearly impossible to quantify the satisfaction of having a healthy herd, reduction of animal suffering, reduced human health risks, and environmental improvements (Huirne et al., 2003). Despite efforts to formalize the rational decision making analysis of investment in information technologies, many business executives ultimately make their investment decision based on "gut feel" or "acts of faith" (Bannister and Remenyi, 2000, Passam et al., 2003, Silk, 1990). Ultimately, decision making is and should be dependent upon both rational analysis and instinct (Bannister and Remenyi, 2000).

Simulation of Dairy Farms

Mayer et al. (1998) proposed that with the variety of management issues a dairy manager faces in an ever-changing environment (e.g. environmental, financial, and biological), best management strategies cannot be verified and validated with field experiments. As a result, simulation is the only method of "integrating and estimating" these effects (Mayer et al., 1998). Simulations are mathematical models designed to represent a system, such as a dairy farm, for use in decision-making. Simulation models are useful and cost-effective in research that requires complex scenarios involving a large number of variables with large groups of animals over a long period of time under a large range of conditions (Bethard, 1997, Shalloo et al., 2004). The primary advantages of using mathematical computer simulation models in evaluating dairy production issues are the ability to control more variables within the model than with a field trial and the reduced costs associated with this kind of effort (Shalloo et al., 2004, Skidmore, 1990). These economic models can also be useful in evaluating alternatives where very little real data is available yet (Dijkhuizen et al., 1995).

Simulating a system is particularly useful when uncertain, complex feedback loops exist (e.g. disease affects production which then impacts other variables further back in the system) (Dijkhuizen et al., 1995). Models that represent system uncertainty, while effectively using available information, provide more realistic insight than models that do not consider a range of responses (Bennett, 1992, Passam et al., 2003).

Simulation or other systemic methods are preferred to capture the complexity of a dairy system as they can evaluate multiple biological and economic factors affecting performance, including management, feeding, breeding, culling, and disease (Skidmore, 1990, Sorensen et al., 1992). Because the dairy system includes environmental, economic, and physical components, accounting for interactions among components and tracing the effects of an intervention through the entire system are essential (Cabrera et al., 2005). Simulation models are ideal for analyzing investment strategies because they can effectively examine improvement in biological parameters based on farm-specific data rather than simple industry averages (Delorenzo and Thomas, 1996, Dijkhuizen et al., 1995, Gabler et al., 2000, Jalvingh, 1992, van Asseldonk et al., 1999b). Simulation of a farm can be accomplished by conducting two simulations, one with and one without a proposed change or intervention and then comparing these simulations to examine the impact on biological or economic parameters of interest (van Asseldonk, 1999). The output of a series of simulations provides a range of results, more realistically depicting biological variability than simple models (Marsh et al., 1987).

Risk and uncertainty are major considerations within a dairy production system because of the random nature of milk production, biology, disease, weather, input costs, and milk prices (Delorenzo and Thomas, 1996). This risk and uncertainty represents a major portion of the difficulty and complexity of managing a dairy operation (Huirne, 1990). Uncertainty must be considered in decision-making to avoid biased estimates and erroneous decisions (Kristensen and Jorgensen, 1998). Future costs and returns are always uncertain (Lien, 2003). Within precision agriculture, accurate representation of risk associated with technology adoption is critical in the decision making process (Marra et al., 2003).

When managers do not have sufficient information to assess the risk outcomes of decisions, they use subjective probabilities based on past experiences and their own judgment (Huirne, 1990). In most situations, decision makers are primarily concerned with the chances of the realized returns from an investment being less than predicted (Galligan et al., 1987). The ability of a model to reflect real world conditions increases with consideration of more variables (Jalvingh, 1992). Nevertheless, to ensure that the model remains practical and reasonable, only variables with the most influence on the final desired outcome should be entered into the model as random (Jalvingh, 1992, Lien, 2003).

Purdue/Kentucky Research Model

Bewley et al. (2010b) developed a simulation model of a dairy farm to evaluate investments in precision dairy farming technologies by examining a series of random processes over a ten-year period. The model was designed to characterize the biological and economical complexities of a dairy system within a partial budgeting framework by examining the cost and benefit streams coinciding with investment in a Precision Dairy Farming technology. Although the model currently exists only in a research form, a secondary aim was to develop the model in a manner conducive to future utility as a flexible, farm-specific decision making tool. The basic model was constructed in Microsoft Excel 2007 (Microsoft, Seattle, WA). The @Risk 5.0 (Palisade Corporation, Ithaca, NY) add-in for Excel was utilized to account for the random nature of key variables in a Monte Carlo simulation. In Monte Carlo simulation, random drawings are extracted from distributions of multiple random variables over repeated iterations of a model to represent the impact of different combinations of these variables on financial or production metrics (Kristensen and Jorgensen, 1998).

The basic structure of the model is depicted in Figure 1. The underlying behavior of the dairy system was represented using current knowledge of herd and cow management with relationships defined from existing literature. Historical prices for critical sources of revenues and expenses within the system were also incorporated as model inputs. The flexibility of this model lies in the ability to change inputs describing the initial herd characteristics and the potential impact of the technology. Individual users may change these inputs to match the conditions observed on a specific farm.

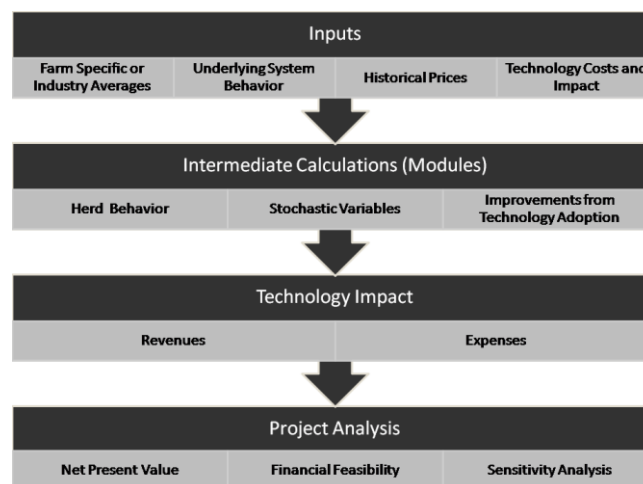


Figure 1. Diagram depicting general flow of information within the model

After inputs are entered into the model, an extensive series of intermediate calculations are computed within 13 modules, each existing as a separate worksheet within the main Excel spreadsheet. Each module tracks changes over a 10-year period for its respective variables. Within these interconnected modules (Figure 2), the impact of inputs, random variables, and technology-induced improvements are estimated over time using the underlying system behavior within the model. Results of calculations within 1 module often affect calculations in other modules with multiple feed-forward and feed-backward interdependencies. Each of these modules eventually results in a calculation that will influence the cost and revenue flows necessary for the partial budget analysis. Finally, the costs and revenues are utilized for the project analysis examining the net present value (NPV) and financial feasibility of the project along with associated sensitivity analyses.

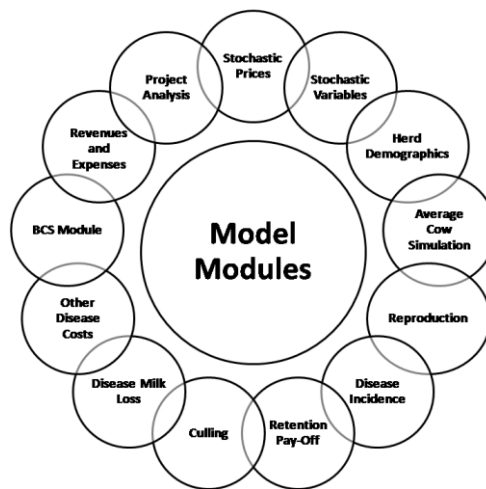


Figure 2. Diagram of model modules

Agricultural commodity markets are characterized by tremendous volatility and, in many countries, this volatility is increasing with reduced governmental price regulation. As a result, economic conditions and the profitability of investments can vary considerably depending on the prices paid for inputs and the prices received for outputs. Producers are often critical of economic analyses that fail to account for this volatility, by using a single value for critical prices, recognizing that the results of the analysis may be different with higher or lower milk prices, for example. In a simulation model, variability in prices can be accounted for by considering the random variation of these variables. In this model, historical U.S. prices from 1971 to 2006 for milk, replacement heifers, alfalfa, corn, and soybeans were collected from the “Understanding Dairy Markets” website (Gould, 2007). Historical cull cow prices were defined using the USDA-National Agricultural Statistics Service values for “beef cows and cull dairy cows sold for slaughter” (USDA-NASS, 2007). Base values for future prices (2007 to 2016) of milk, corn, soybeans, alfalfa, and cull cows were set using estimates from the Food and Agricultural Policy Research Institute’s (FAPRI) U.S. and World Agricultural Outlook Report (FAPRI, 2007). Variation in prices was considered within the simulation based on historical variation. In this manner, the volatility in key prices can be considered within a profitability analysis.

Although there is probably no direct way to account for the many decisions that ultimately impact the actual profitability of an investment in a Precision Dairy Farming technology, this model includes a Best Management Practice Adherence Factor (**BMPAF**) to represent the potential for observing the maximum benefits from adopting a technology. The BMPAF is a crude scale from 1 to 100% designed to represent the level of the farm management. At a value of 100%, the assumption is that the farm management is capable and likely to utilize the technology to its full potential. Consequently, they would observe the maximum benefit from the technology. On the other end of the spectrum, a value of 0% represents a scenario where farm management installs a technology without changing management to integrate the newly available data in efforts to improve herd performance. In this case, the farm would not recognize any of the benefits of the technology. Perhaps most importantly, sensitivity analyses allow the end user to evaluate the decision with knowledge of the role they play in its success.

Investment Analysis of Automated Body Condition Scoring

To show how it can be used practically, this model was used for an investment analysis of automatic body condition scores on dairy farms (Bewley et al., 2010a). Automated body condition scoring (**BCS**) through extraction of information from digital images has been demonstrated to be feasible; and commercial technologies are being developed (Bewley et al., 2008). The primary objective of this research was to identify the factors that influence the potential profitability of investing in an automated BCS system. An expert opinion survey was conducted to provide estimates for potential improvements associated with technology adoption. Benefits of technology adoption were estimated through assessment of the impact of BCS on the incidence of ketosis, milk fever, and metritis, conception rate at first service, and energy efficiency. For this research example, industry averages for production and financial parameters, selected to represent conditions for a U.S. dairy farm milking

1000 cows in 2007 were used. Further details of model inputs and assumptions may be obtained from the author.

Net present value (**NPV**) was the metric used to assess the profitability of the investment. The default discount rate of 8% was adjusted to 10% because this technology has not been marketed commercially; thus, the risk for early adopters of the technology is higher. The discount rate partially accounts for this increased risk by requiring higher returns from the investment. The general rule of thumb is that a decision with a NPV greater than 0 is a “go” decision and a worthwhile investment for the business. The investment at the beginning of the project includes the purchase costs of the equipment needed to run the system in addition to purchasing any other setup costs or purchases required to start the system. Recognizing that a simpler model ignores the uncertainty inherent in a dairy system, Monte Carlo simulation was conducted using the @Risk add-in. This type of simulation provides infinite opportunities for sensitivity analyses. Simulations were run using 1000 iterations in each simulation. Simulations were run, using estimates provided by experts, for scenarios with little to no improvement in the distribution of BCS and with definite improvement.

Profitability Analysis

For the small likelihood of improvement simulation, 13.1% of simulation iterations resulted in a positive NPV whereas this same number was 87.8% for the scenario with a definite improvement. In other words, using the model assumptions for an average 1000 cow U.S. dairy in 2007, investing in an automated BCS system was the right decision 13.1% or 87.8% of the time depending on the assumption of what would happen with BCS distribution after technology adoption. The individual decision maker’s level of risk aversion would then determine whether they should make the investment. Although this serves as an example of how this model could be used for an individual decision maker, this profitability analysis should not be taken literally. In reality, an individual dairy producer would need to look at this decision using herd-specific variables to assess the investment potential of the technology. The main take home message was that because results from the investment analysis were highly variable, this technology is certainly not a “one size fits all” technology that would prove beneficial for all dairy producers.

Sensitivity Analyses

The primary objective of this research was to gain a better understanding of the factors that would influence the profitability of investing in an automated BCS system through sensitivity analysis. Sensitivity analysis, designed to evaluate the range of potential responses, provides further insight into an investment analysis (van Asseldonk et al., 1999b). In sensitivity analyses, tornado diagrams visually portray the effect of either inputs or random variables on an output of interest. In a tornado diagram, the lengths of the bars are representative of the sensitivity of the output to each input. The tornado diagram is arranged with the most sensitive input at the top progressing toward the least sensitive input at the bottom. In this manner, it is easy to visualize and compare the relative importance of inputs to the final results of the model.

Improvements in reproductive performance had the largest influence on revenues followed by energy efficiency and then by disease reduction. Random variables that had the most influence on NPV were as follows: variable cost increases after technology adoption; the odds ratios for ketosis and milk fever incidence and conception rates at first service associated with varying BCS ranges; uncertainty of the impact of ketosis, milk fever, and metritis on days open, unrealized milk, veterinary costs, labor, and discarded milk; and the change in the percent of cows with BCS at calving ≤ 3.25 before and after technology adoption. Scatter plots of the most sensitive random variables plotted against NPV along with correlation coefficients demonstrate how random variables impact profitability. In both simulations, the random variable that had the strongest relationship with NPV was the variable cost increase. Not surprisingly, as the variable costs per cow increased the NPV decreased in both simulations (Figure 3). Thus, the value of an automated BCS system was highly dependent on the costs incurred to utilize the information provided by the system to alter nutritional management for improved BCS profiles.

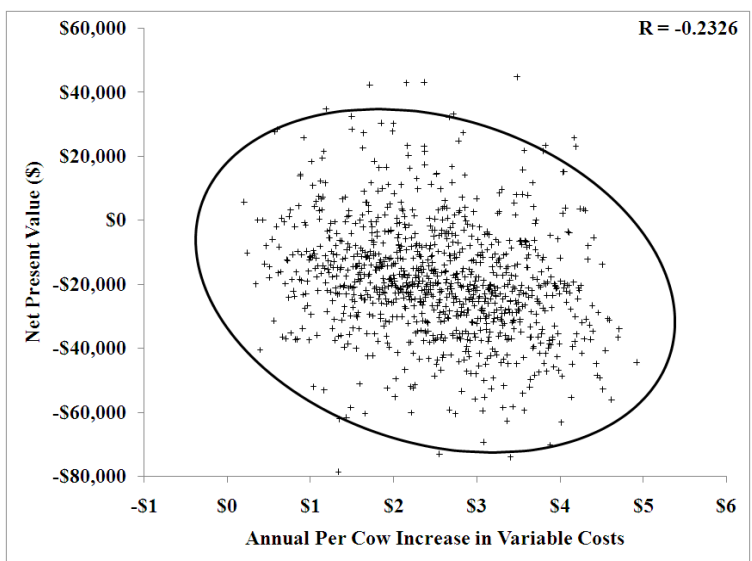


Figure 3. Scatter plot of Net Present Value versus annual percentage increase in variable costs (for simulation using all expert opinions provided)

Finally, the results of any simulation model are highly dependent on the assumptions within the model. A one-way sensitivity analysis tornado diagram compares multiple variables on the same graph. Essentially, each input is varied (1 at a time) between feasible high and low values and the model is evaluated for the output at those levels holding all other inputs at their default levels. On the tornado diagram, for each input, the lower value is plotted at the left end of the bar and the higher value at the right end of the bar (Clemen, 1996). Simulations were run for high and low feasible values for 6 key inputs that may affect NPV. The tornado diagram for the 95th percentile NPV from the simulation with a small likelihood of improvement in BCS distribution is presented in Figure 4. Herd size had the most influence on NPV. The NPV was higher for the larger herd because the investment costs and benefits were spread among more cows.

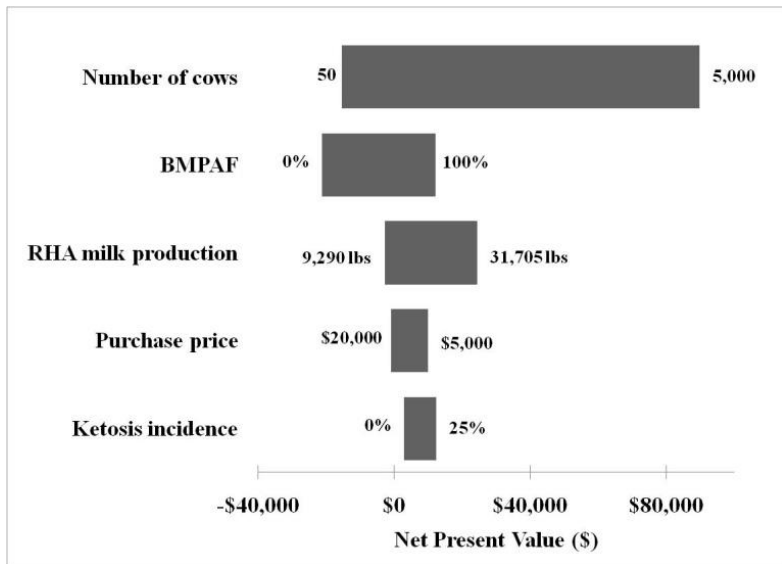


Figure 4. Tornado diagrams for inputs affecting 95th percentile of Net Present Value for simulations using the estimates of all survey respondents¹

¹BMPAF is the Best Management Practice Adherence Factor, RHA milk production is rolling herd average milk production in lbs.

The next most important variable was the BMPAF. Again, this result was not surprising and reiterates that one of the most important determinants of project success was what the producer actually does to manage the information provided by the technology. There are many nutritional, health,

reproductive and environmental decisions made by the dairy producer that have a major impact on changes in body reserves for both individual cows and groups of cows. Management level plays a critical role in determining returns from investing in a Precision Dairy Farming technology. The level of management in day-to-day handling of individual cows may also influence the impact of Precision Dairy Farming technologies. Van Asseldonk (1999) defined management capacity as “having the appropriate personal characteristics and skills to deal with the right problems and opportunities in the right moment and in the right way.” Effective use of an information system requires an investment in human capital in addition to investment in the technology (Streeter and Hornbaker, 1993). Then, the level of milk production was the next most sensitive input. As the level of milk production increased, the benefits of reducing disease incidence and calving intervals increased. As would be expected, the NPV increased with an increased base incidence of ketosis because the effects of BCS on ketosis would be exaggerated. The purchase price of the technology had a relatively small impact on the NPV as did the base culling rate.

Adoption Considerations

The list of Precision Dairy Farming technologies used for animal status monitoring and management continues to grow. Despite widespread availability, adoption of these technologies in the dairy industry has been relatively sparse thus far (Gelb et al., 2001, Huirne et al., 1997). Perceived economic returns from investing in a new technology are always a factor influencing technology adoption. Additional factors impacting technology adoption include degree of impact on resources used in the production process, level of management needed to implement the technology, risk associated with the technology, institutional constraints, producer goals and motivations, and having an interest in a specific technology (Dijkhuizen et al., 1997, van Asseldonk, 1999). Characteristics of the primary decision maker that influence technology adoption include age, level of formal education, learning style, goals, farm size, business complexity, increased tenancy, perceptions of risk, type of production, ownership of a non-farm business, innovativeness in production, average expenditure on information, and use of the technology by peers and other family members. Research regarding adoption of Precision Dairy Farming technologies is limited, particularly within North America.

To remedy this, a five-page survey was distributed to all licensed milk producers in Kentucky (N=1074) on July 1, 2008. Two weeks after the first mailing, a follow-up postcard was mailed to remind producers to return the survey. On August 1, 2008, the survey was resent to producers who had not returned the survey. A total of 236 surveys were returned; 7 were omitted due to incompleteness leaving 229 for subsequent analyses (21%). The survey consisted of questions covering general farm descriptive demographics, extension programming, and decision making behavior. With regard to Precision Dairy Farming the following question was presented to survey participants: “*Adoption of automated monitoring technologies (examples: pedometers, electrical conductivity for mastitis detection) in the dairy industry has been slow thus far. Which of the following factors do you feel have impacted these modest adoption rates? (check ALL that apply).*” Data were entered into an online survey tool (KeySurvey, Braintree, MA). Statistical analyses were conducted using SAS® (Cary, NC). Surveys were categorized by herd size, production system, operator age, and production level. Least squares means among categories were calculated for quantitative variables using the GLM procedure of SAS®. Statistical differences were considered significant using a 0.05 significance level using Tukey’s test for multiple comparisons. For qualitative variables, χ^2 analyses were conducted using the FREQ procedure of SAS®. Statistical differences were considered significant at a 0.05 significance level.

Among the 229 respondents, mean herd size was 83.0 ± 101.8 cows and mean producer age was 50.9 ± 12.9 . Reasons for modest adoption rates of Precision Dairy Farming technologies and dairy systems software are presented in Table 1. The reasons selected by the highest percentage respondents were (1) not being familiar with technologies that are available (55%), (2) undesirable cost to benefit ratios (42%) and (3) too much information provided without knowing what to do with it (36%). The high percentage of producers who indicated they were unfamiliar with available technologies indicates that marketing efforts may improve technology adoption. Actual or perceived economic benefits appear to influence adoption rates demonstrating the need for economic models to assess technology benefits and re-examination of retail product prices. As herd size increased, the percentage of producers selecting “poor technical support/training” and “compatibility issues” increased ($P < 0.05$), which may be reflective of past negative experiences. In developing technologies, manufacturers should work with end-users during development and after product

adoption to alleviate these customer frustrations. Few significant differences were observed among age groups, though the youngest producers were more likely to select “better alternatives/easier to accomplish manually.” Prior to technology development, market research should be conducted to ensure that new technologies address a real need. Utilizing this insight should help industry Precision Dairy Farming technology manufacturers and industry advisors develop strategies for improving technology adoption. Moreover, this information may help focus product development strategies for both existing and future technologies.

Table 1. Factors influencing slow adoption rates of Precision Dairy Farming technologies

Factor	N	Percent
Not familiar with technologies that are available	101	55%
Undesirable cost to benefit ratio	77	42%
Too much information provided without knowing what to do with it	66	36%
Not enough time to spend on technology	56	31%
Lack of perceived economic value	55	30%
Too difficult or complex to use	53	29%
Poor technical support/training	52	28%
Better alternatives/easier to accomplish manually	43	23%
Failure in fitting with farmer patterns of work	40	22%
Fear of technology/computer illiteracy	39	21%
Not reliable or flexible enough	33	18%
Not useful/does not address a real need	27	15%
Immature technology/waiting for improvements	18	10%
Lack of standardization	17	9%
Poor integration with other farm systems/software	12	7%
Compatibility issues	12	7%

Conclusions and Outlook

Though Precision Dairy Farming is in its infancy, new Precision Dairy Farming technologies are introduced to the market each year. As new technologies are developed in other industries, engineers and animal scientists find applications within the dairy industry. More importantly, as these technologies are widely adopted in larger industries, such as the automobile or personal computing industries, the costs of the base technologies decrease making them more economically feasible for dairy farms. Because the bulk of research focused on Precision Dairy Farming technologies is conducted in research environments, care must be taken in trying to transfer these results directly to commercial settings. Field experiments or simulations may need to be conducted to alleviate this issue. Because of the gap between the impact of Precision Dairy Farming technologies in research versus commercial settings, additional effort needs to be directed toward implementation of management practices needed to fully utilize information provided by these technologies. To gain a better understanding of technology adoption shortcomings, additional research needs to be undertaken to examine the adoption process for not only successful adoption of technology but also technology adoption failures.

Before investing in a new technology, a formal investment analysis should be conducted to make sure that the technology is right for your farm’s needs. Examining decisions with a simulation model accounts for more of the risk and uncertainty characteristic of the dairy system. Given this risk and uncertainty, a stochastic simulation investment analysis will represent that there is uncertainty in the profitability of some projects. Ultimately, the dairy manager’s level of risk aversion will determine whether or not he or she invests in a technology using the results from this type of analysis. Perhaps the most interesting conclusion from our model case study was that the factors that had the most influence on the profitability investment in an automated BCS system were those related to what happens with the technology after it has been purchased as indicated by the increase in variable costs needed for management changes and the management capacity of the farm. Decision support tools, such as this one, that are designed to investigate dairy herd decisions at a systems level may help dairy producers make better decisions. Precision dairy farming technologies provide tremendous opportunities for improvements in individual animal management on dairy farms. In the future, Precision Dairy Farming technologies may change the way dairy herds are managed.

Acknowledgement

This paper was given at the 1st Asian-Australasian Conference on Precision Pasture and Livestock Farming (Hamilton, New Zealand, 15-18 October 2017), which was sponsored by the OECD Co-operative Research Programme: Biological Resource Management for Sustainable Agricultural Systems whose financial support made it possible for the author to participate in the conference.

The opinions expressed and arguments employed in this publication are the sole responsibility of the authors and do not necessarily reflect those of the OECD or of the governments of its Member countries.

References

- Bannister F, Remenyi D 2000. Acts of faith: instinct, value, and IT investment decisions. *J. Inf. Technol.* 15: 231–241.
- Bennett RM 1992. The use of 'economic' quantitative modeling techniques in livestock health and disease-control decision making: a review. *Prev Vet Med* 13(1): 63–76.
- Bethard GL 1997. A microcomputer simulation to evaluate strategies for rearing dairy replacements. 161 p. Vol. PhD Dissertation. Virginia Polytechnic Institute and State University, Blacksburg, VA.
- Bewley JM, Boehlje MD, Gray AW, Hogeveen H, Kenyon SJ, Eicher SD, Russell MA, Schutz MM 2010a. Assessing the potential value for an automated dairy dattle body condition scoring system through stochastic simulation. *Agricultural Finance Review* (Accepted).
- Bewley JM, Boehlje MD, Gray AW, Hogeveen H, Kenyon SJ, Eicher SD, Russell MA, Schutz MM 2010b. Stochastic simulation using @Risk for dairy business investment decisions. *Agricultural Finance Review* (Accepted).
- Bewley JM, Peacock AM, Lewis O, Boyce RE, Roberts DJ, Coffey MP, Kenyon SJ, Schutz MM 2008. Potential for estimation of body condition scores in dairy cattle using digital images. *J. Dairy Sci.* 91: 3439–3453.
- Cabrera VE, Breuer NE, Hildebrand PE, Letson D 2005. The dynamic North Florida dairy farm model: A user-friendly computerized tool for increasing profits while minimizing N leaching under varying climatic conditions. *Comput. Electron. Agric.* 49(2): 286–308.
- Carmi S 1992. The performance of an automated dairy management data-gathering system. *In: Proceedings of the International Symposium on Prospects for Automatic Milking.* European Association for Animal Production, Wageningen, The Netherlands. Pp. 346–352.
- Clemen RT 1996. *Making hard decisions: an introduction to decision analysis.* 2nd ed. Duxbury Press, Belmont, CA.
- Davenport TH, Harris JG. 2007. *Competing on analytics: the new science of winning.* Harvard Business School Press, Boston, MA.
- de Mol RM 2000. Automated detection of oestrus and mastitis in dairy cows. Vol. PhD Thesis. Wageningen University, Wageningen, The Netherlands. 177 p.
- Delorenzo MA, Thomas CV 1996. Dairy records and models for economic and financial planning. *J. Dairy Sci.* 79(2): 337–345.
- Dijkhuizen AA, Huirne RBM, Harsh SB, Gardner RW 1997. Economics of robot application. *Comput. Electron. Agric.* 17(1): 111–121.
- Dijkhuizen AA, Huirne RBM, Jalvingh AW 1995. Economic analysis of animal diseases and their control. *Prev. Vet. Med.* 25(2): 135–149.
- Dijkhuizen AA, Renkema JA, Stelwagen J 1991. Modelling to support animal health control. *Agric. Econ.* 5(3): 263–277.
- Eastwood C, Chapman D, Paine M 2004. Precision dairy farming-taking the microscope to dairy farm management.

- FAPRI 2007. FAPRI (Food and Agricultural Policy Research Institute) 2007 U.S. and World Agricultural Outlook. I. S. U. a. U. o. Missouri-Columbia., ed, Ames, IA.
- Gabler MT, Tozer PR, Heinrichs AJ 2000. Development of a Cost Analysis Spreadsheet for Calculating the Costs to Raise a Replacement Dairy Heifer. *J. Dairy Sci.* 83(5): 1104–1109.
- Galligan DT, Groenendaal H 2001. Economic concepts in the valuation of "products" used in dairy production including a real option's approach. *In: Proc. 36th Annual Pacific Northwest Animal Nutrition Conference, Boise, Idaho.* Pp. 233–245.
- Galligan DT, Marsh WE, Madison J 1987. Economic decision making in veterinary practice: Expected value and risk as dual utility scales. *Prev Vet Med* 5(2): 79–86.
- Gelb E, Parker C, Wagner P, Roskopf K 2001. Why is the ICT adoption rate by farmers still so slow? *In: Proc. Proceedings ICAST, Vol. VI, 2001, Beijing, China.* Pp. 40-48.
- Gelb EM 1996. The economic value of information in an information system. *In: Proc. 6th International Congress for Computer Technology in Agriculture Wageningen, The Netherlands.* Pp. 142–145.
- Gould BW 2007. University of Wisconsin-Madison: Understanding Dairy Markets.
- Hamrita TK, Hamrita SK, Van Wicklen G, Czarick M, Lacy MP 1997. Use of biotelemetry in measurement of animal responses to environmental stressors.
- Huirne R 1990. Basic concepts of computerised support for farm management decisions. *Euro. R. Agr. Eco.* 17: 69–84.
- Huirne RBM, Harsh SB, Dijkhuizen AA 1997. Critical success factors and information needs on dairy farms: the farmer's opinion. *Livest. Prod. Sci.* 48(3): 229–238.
- Huirne RBM, Saatkamp HW, Bergevoet RHM 2003. Economic analysis of farm-level health problems in dairy cattle. *Cattle Practice* 11(4): 227–236.
- Hyde J, Engel P 2002. Investing in a robotic milking system: a Monte Carlo simulation analysis. *J. Dairy Sci.* 85(9): 2207–2214.
- Jalvingh AW 1992. The possible role of existing models in on-farm decision support in dairy cattle and swine production. *Livest. Prod. Sci.* 31(3-4): 351–365.
- Kristensen AR, Jorgensen E 1998. Decision Support Models. *In: Proc. Proc. 25th International Dairy Congress, Aarhus, Denmark.* Pp. 145–163.
- Lazarus WF, Streeter D, Jofre-Giraud E 1990. Management information systems: impact on dairy farm profitability. *North Cent. J. Agric. Econ.* 12(2): 267–277.
- Lee J, Bose U 2002. Operational linkage between diverse dimensions of information technology investments and multifaceted aspects of a firm's economic performance. *J. Inf. Technol.* 17: 119–131.
- Lien G 2003. Assisting whole-farm decision-making through stochastic budgeting. *Agric. Syst.* 76(2): 399–413.
- Marra M, Pannell DJ, Abadi Ghadim A 2003. The economics of risk, uncertainty and learning in the adoption of new agricultural technologies: where are we on the learning curve? *Agric. Syst.* 75(2-3): 215–234.
- Marsh WE, Dijkhuizen AA, Morris RS 1987. An economic comparison of four culling decision rules for reproductive failure in United States dairy herds using DairyORACLE. *J. Dairy Sci.* 70: 1274–1280.
- Mayer DG, Belward JA, Burrage K 1998. Optimizing simulation models of agricultural systems. *Ann. Oper. Res.* 82: 219–231.
- Otte MJ, Chilonda P 2000. Animal health economics: an introduction. in *Frontiers in Bioscience.* FAO.
- Passam HC, Tocatlidou A, Mahaman BD, Sideridis AB 2003. Methods for decision making with insufficient knowledge in agriculture. *In: Proc. EFITA 2003 Conference, Debrecen, Hungary.* Pp. 727–731.
- Philpot WN 2003. Role of technology in an evolving dairy industry. *In: Proc. 2003 Southeast Dairy Herd Management Conference, Macon, Georgia.* Pp. 6–14.

- Pietersma D, Lacroix R, Wade KM 1998. A framework for the development of computerized management and control systems for use in dairy farming. *J. Dairy Sci.* 81(11): 2962–2972.
- Ryan SD, Harrison D 2000. Considering social subsystem costs and benefits in information technology investment decisions: A view from the field on anticipated payoffs. *J. Manage. Inf. Syst.* 16(4): 11–40.
- Schulze C, Spilke J, Lehner W 2007. Data modeling for Precision Dairy Farming within the competitive field of operational and analytical tasks. *Comput. Electron. Agric.* 59(1-2): 39–55.
- Shalloo L, Dillon P, Rath M, Wallace M 2004. Description and validation of the Moorepark Dairy System Model. *J. Dairy Sci.* 87(6): 1945–1959.
- Silk DJ 1990. Managing IS benefits for the 1990's. *J. Inf. Technol.* Pp. 185–193.
- Skidmore AL 1990. Development of a simulation model to evaluate effectiveness of dairy herd management. Vol. PhD Dissertation. Cornell University, Ithaca, NY. 236 p.
- Sorensen JT, Kristensen ES, Thysen I 1992. A stochastic model simulating the dairy herd on a PC. *Agric. Syst.* 39: 177–200.
- Spilke J, Fahr R 2003. Decision support under the conditions of automatic milking systems using mixed linear models as part of a precision dairy farming concept. *In: Proc. EFITA 2003 Conference, Debrecen, Hungary.* Pp. 780-785.
- Streeter DH, Hornbaker RH 1993. Value of information systems: Alternative viewpoints and illustrations. *In: Proc. Farm level information systems, Zeist, The Netherlands.* Pp. 283–293.
- Tomaszewski MA, Dijkhuizen AA, Hengeveld AG, W Hlminck. 1997. A method to quantify effects attributable to management information systems in livestock farming. *In: Proc. First European Conference for Information Technology in Agriculture, Copenhagen.* Pp. 183–188.
- USDA-NASS 2007. Agricultural Prices Summary.
- van Asseldonk MAPM 1999. Economic evaluation of information technology applications on dairy farms. Vol. PhD. Wageningen Agricultural University. 123 p.
- van Asseldonk MAPM, Huirne RBM, Dijkhuizen AA, Beulens AJM 1999a. Dynamic programming to determine optimum investments in information technology on dairy farms. *Agric. Syst.* 62(1): 17–28.
- van Asseldonk MAPM, Jalvingh AW, Huirne RBM, Dijkhuizen AA 1999b. Potential economic benefits from changes in management via information technology applications on Dutch dairy farms: a simulation study. *Livest. Prod. Sci.* 60(1): 33–44.
- Verstegen JAAM, Huirne RBM, Dijkhuizen AA, Kleijnen JPC 1995. Economic value of management information systems in agriculture: a review of evaluation approaches. *Comput. Electron. Agric.* 13(4): 273–288.
- Ward JM 1990. A portfolio approach to evaluating information systems investments and setting priorities. *J. Inf. Technol.* 5: 222–231.