

Ant photos

Article title: **Partner fidelity and environmental filtering preserve stage-specific turtle ant gut symbioses for over 40 million years**


Journal: **Ecological Monographs**

























Authors: Yi Hu^{1,2*}, Catherine L. D'Amelio², Benoît Béchade², Christian S. Cabuslay², Piotr Lukasik³, Jon G. Sanders⁴, Shauna Price⁴, Emily Fanwick², Scott Powell⁵, Corrie S. Moreau⁴, Jacob A. Russell²

Affiliations: ¹ State Key Laboratory of Earth Surface Processes and Resource Ecology and Ministry of Education Key Laboratory for Biodiversity Science and Ecological Engineering, College of Life Sciences, Beijing Normal University, Beijing 100875, China
² Department of Biology, Drexel University, Philadelphia, PA 19104, USA ³ Institute of Environmental Sciences, Faculty of Biology, Jagiellonian University, Krakow 31-007, Poland
⁴ Department of Ecology and Evolutionary Biology, Cornell University, Ithaca, NY 14853, USA
⁵ Department of Biological Sciences, George Washington University, Washington, DC 20052, USA




Photos of all ants included in this study












Cephalotes aff. *bimaculatus*: colony JS-C-220



JS3092-W1	JS3092-W2	JS3092-W3	JS3092-W4	JS3092-W5
				
JS3092-W6	JS3092-W7	JS3092-W8	JS3093-S1	JS3093-S2
				
JS3093-S3	JS3093-S4	JS3093-S5	JS3093-S6	JS3093-S7
				
JS3093-S8	JS3094-L1	JS3094-L2	JS3094-L3	JS3094-L4
				
JS3094-L5	JS3094-L6	JS3094-L7	JS3094-L8	
				

Cephalotes depressus: colony C15-25

C15-25-W1	C15-25-W2	C15-25-W3	C15-25-W4	C15-25-S1
				
C15-25-S2	C15-25-S3	C15-25-S4	C15-25-C1	C15-25-C2
				
C15-25-Q1	C15-25-L1	C15-25-L2	C15-25-L3	C15-25-L4
				
C15-25-L5	C15-25-L6	C15-25-L7	C15-25-L8	
				


JS3026-W1	JS3026-W2	JS3026-W3	JS3026-W4	JS3026-C1
				
JS3026-C2	JS3026-C3	JS3024-Q1	JS3024-Q2	JS3024-Q3
				
JS3024-Q4	JS3024-M1	JS3024-M2	JS3024-M3	JS3023-L1
				
JS3023-L2	JS3023-L3	JS3023-L4	JS3023-L5	JS3023-L6
				
JS3023-L7	JS3023-L8			
				

Cephalotes grandinosus: colony C15-21

C15-21-W1



C15-21-W2



C15-21-W3



C15-21-W4



C15-21-W5




C15-21-S1




C15-21-L1



C15-21-L2



C15-21-L4



C15-21-L5



Cephalotes grandinosus: colony C15-44

C15-44-W1



C15-44-W2



C15-44-W3



C15-44-W4



C15-44-C1



C15-44-C2




C15-44-S1



C15-44-S2



C15-44-S3




C15-44-S4



C15-44-Q1



C15-44-L1



C15-44-L2



C15-44-L3



C15-44-L4



C15-44-L5



C15-44-L6



Cephalotes maculatus: colony C15-28

C15-28-W1



C15-28-W2



C15-28-W3



C15-28-W4



C15-28-S1



C15-28-S2



C15-28-S3



C15-28-S4



C15-28-C1



C15-28-C2



C15-28-Q1



C15-28-L1



C15-28-L2




C15-28-L3



C15-28-L4



C15-28-L5



C15-28-L6



C15-28-L7



C15-28-L8



Cephalotes pusillus: colony C15-40



Cephalotes setulifer: colony SRCset1

SRCset1-A1



SRCset1-A2



SRCset1-A3



SRCset1-A4



SRCset1-A5



SRCset1-A6



SRCset1-A7



SRCset1-A8



SRCset1-S1



SRCset1-S2



SRCset1-S3



SRCset1-Q1



SRCset1-L1



SRCset1-L2



SRCset1-L3



SRCset1-L4



SRCset1-L5



SRCset1-P1



SRCset1-P2



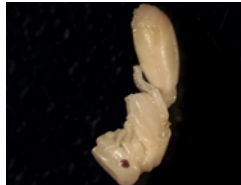
SRCset1-P3



SRCset1-P4



SRCset1-P5



SRCset2-A1



SRCset2-A2



SRCset2-A3



SRCset2-A4



SRCset2-A5



SRCset2-A6



SRCset2-A7



SRCset2-A8



SRCset2-S1



SRCset2-S2



SRCset2-Q1



SRCset2-Q2



SRCset2-Q3



SRCset2-Q4



SRCset2-L1



SRCset2-L2



SRCset2-L3



SRCset2-L4



SRCset2-L5



SRCset2-L6



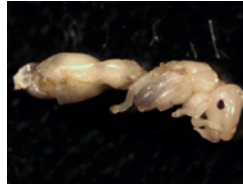
SRCset2-L7



SRCset2-L8



SRCset2-P1



SRCset2-P2



SRCset2-P3



Cephalotes targionii: colony C15-20

C15-20-W1



C15-20-W2



C15-20-W3




C15-20-W4



C15-20-C1



C15-20-S1



C15-20-S2



C15-20-S3



C15-20-S4



C15-20-L1



C15-20-L2



C15-20-L3



C15-20-L4















C15-20-L5




C15-20-L6



Cephalotes texanus: colony JS-C-235

JS3260-W1	JS3260-W2	JS3260-W3	JS3260-W4	JS3261-S1
				
JS3261-S2	JS3261-S3	JS3261-S4	JS3262-L1	JS3262-L2
				
JS3262-L3	JS3262-L4			
				


Cephalotes unimaculatus: colony C16-08



Cephalotes varians: colony YH083




Cephalotes varians: colony YH091

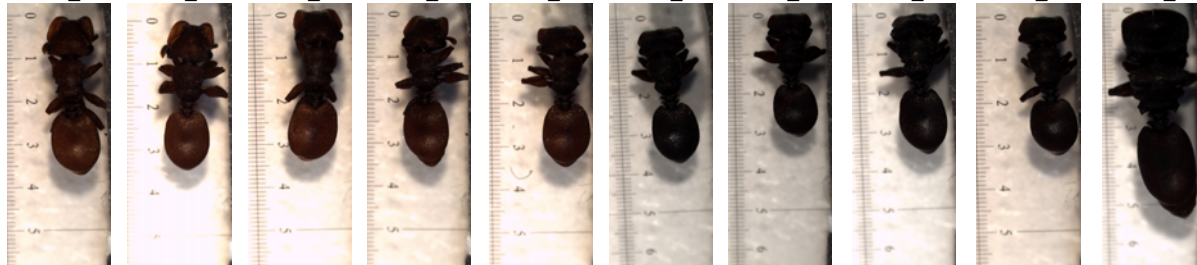


Cephalotes varians: colony YH092

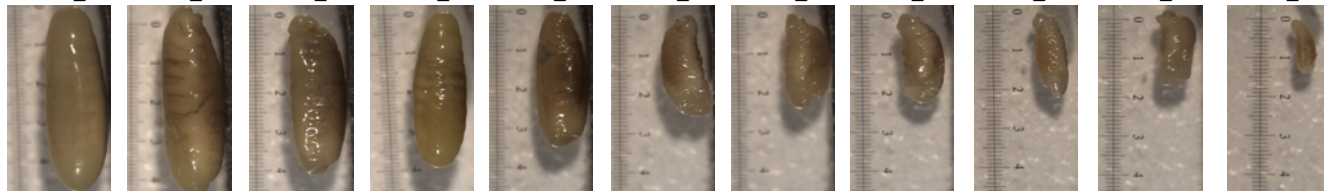
YH092_A04 YH092_A03 YH092_A01 YH092_A02 YH092_A06 YH092_A05 YH092_A07 YH092_A11 YH092_A08 YH092_A09 YH092_A10



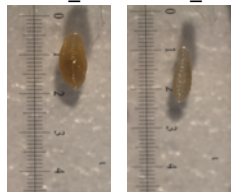
YH092_A12 YH092_A15 YH092_A14 YH092_A13 YH092_A16 YH092_A21 YH092_A20 YH092_A19 YH092_A17 YH092_A18



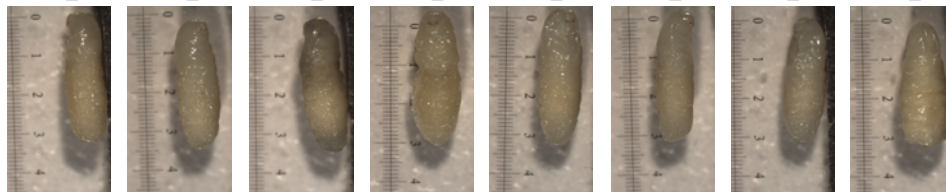
YH092_L01 YH092_L04 YH092_L02 YH092_L03 YH092_L07 YH092_L05 YH092_L06 YH092_L08 YH092_L18 YH092_L17 YH092_L19



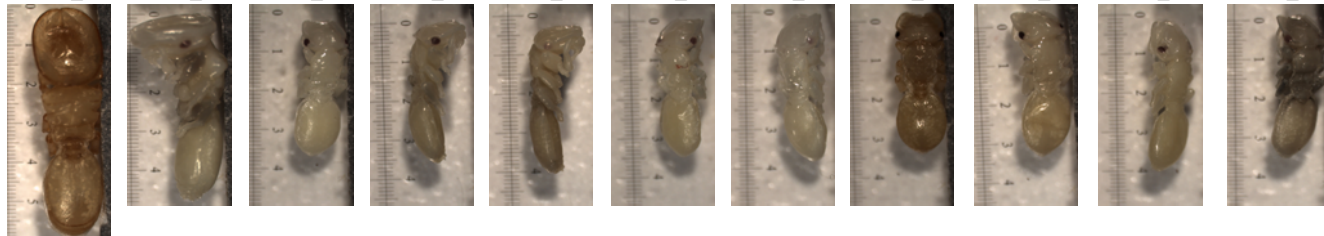
YH092_L20 YH092_L21



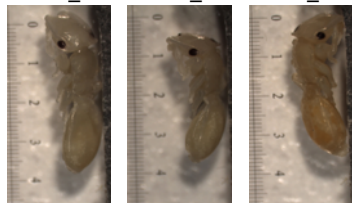
YH092_L09* YH092_L10* YH092_L11* YH092_L12* YH092_L13* YH092_L14* YH092_L15* YH092_L16*



YH092_P01 YH092_P02 YH092_P03 YH092_P04 YH092_P05 YH092_P06 YH092_P07 YH092_P08 YH092_P09 YH092_P10 YH092_P11



YH092_P12 YH092_P13 YH092_P14



Cephalotes varians: colony YH100

