

# Code review changes - report - rcptt

(untitled)

---

ID 17

**Welcome**, this is the report we created for your project.

We analysed the reviews that have been merged in the last year, focusing on which changes were applied to the code under review.

We found out that you successfully merged **16** reviews!

*(please, note that we restricted the scope of our tool only to the Java files in your project)*

## Code changes happening during code review in your project

How does your code change thanks to the work your team puts during the reviews? The code changes that happen during the review process are, substantially, one of the main outcomes of the code review process. We call them *review changes*. How do these review changes look like in your project?

We could classify the review changes that happened during your code review process in two main categories:

1. **Functional** changes
2. **Evolvability** changes

**1. Functional** changes impact how the program functions. A reviewer may require a functional change to the code, for instance, to check how the variables or resources are used, as well as to improve an algorithm.

Here an example from your project:

Link to review

**2. Evolvability** changes do not directly impact the functionality of a program, but make the software more maintainable and easier to evolve.

Examples of evolvability changes are reorganising the code, removing dead lines, and adding a comment.

Most of the changes that happen during the reviews in your projects are evolvability changes. For this reason, we further divided the **Evolvability** changes in **3 groups**:

**2.1 Documentation:** Changes that tackle any issue in the documentation of the code. They include changes to comments and names in the program.

An example from your project:

[Link to review](#)

**2.2 Visual Representation:** Changes that modify the layout of the code. In other words, any formatting that does not impact the compilation result.

An example from your project:

[Link to review](#)

**2.3 Structure:** Changes to the organisation of the code itself or how a particular solution is implemented (without having an effect on the functionality of the code).

[Link to review](#)

## Visualising Review Changes Stats

This is a mock-up of our tool interface. Please take into account the space limitation; the following figure is meant to just give a general overview of the data. Our tool interface adds three new visualization on the bottom of the page.

The single graphs will be shown again with more details later in the report.

The graph in the bottom left shows the number of reviews merged per month.

The graph in the middle shows the amount of review changes according to the types we have presented before: Documentation (2.1), Visual representation (2.2), Structure (2.3) and Functional (1).

The graph in the bottom right shows the distribution of the review changes over the last year.

ID 22

1. After you have looked at this interface for your project, it would be great if you could let us know what you think about it:

	Strongly Disagree	Disagree	Neutral	Agree	Strongly Agree	No Answer
The information is clear and easy to understand	<input type="radio"/>	<input type="radio"/>	<input type="radio"/>	<input type="radio"/>	<input type="radio"/>	<input type="radio"/>
This summary is useful for my project and contains relevant information	<input type="radio"/>	<input type="radio"/>	<input type="radio"/>	<input type="radio"/>	<input type="radio"/>	<input type="radio"/>
This information can be useful for a developer	<input type="radio"/>	<input type="radio"/>	<input type="radio"/>	<input type="radio"/>	<input type="radio"/>	<input type="radio"/>
This information can be useful for a project manager	<input type="radio"/>	<input type="radio"/>	<input type="radio"/>	<input type="radio"/>	<input type="radio"/>	<input type="radio"/>
This information reflects my expectations of the code review process of the project	<input type="radio"/>	<input type="radio"/>	<input type="radio"/>	<input type="radio"/>	<input type="radio"/>	<input type="radio"/>

ID 70

2. Feel free to add any further comments about your answers above or the information:

## Details - Chart 1

This graph shows the amount of changes per group happened in your code review process from August 2019 to September 2018.

3. After you have looked at this visualization, it would be great if you could let us know what you think about it:

[illegible]

ID 71

4. Feel free to add any further comments about your answers above or the visualization:



ID 36

## Details - Chart 2

This visualisation shows the amount of code review changes per group during last year.  
*Please take note that this chart uses two scales: one for functional changes (right), one for evolvability changes (left).*

ID 30

5. After you have looked at this visualization for your project, it would be great if you could let us know what you think about it:

	Strongly Disagree	Disagree	Neutral	Agree	Strongly Agree	No Answer
The graph is clear and easy to understand	<input type="radio"/>	<input type="radio"/>	<input type="radio"/>	<input type="radio"/>	<input type="radio"/>	<input type="radio"/>
This summary is useful for my project and contains relevant information	<input type="radio"/>	<input type="radio"/>	<input type="radio"/>	<input type="radio"/>	<input type="radio"/>	<input type="radio"/>
This information can be useful for a developer	<input type="radio"/>	<input type="radio"/>	<input type="radio"/>	<input type="radio"/>	<input type="radio"/>	<input type="radio"/>
This information can be useful for a project manager	<input type="radio"/>	<input type="radio"/>	<input type="radio"/>	<input type="radio"/>	<input type="radio"/>	<input type="radio"/>
This information reflects my idea of the temporary distribution of the changes in our review	<input type="radio"/>	<input type="radio"/>	<input type="radio"/>	<input type="radio"/>	<input type="radio"/>	<input type="radio"/>

ID 72

6. Feel free to add any further comments about your answers above or the visualization:



50

**Considering all the information seen so far, it would be great if you could give us some feedback by answering the next few questions:**

**LOGIC** Show/hide trigger exists.

ID 3

7. The whole report is useful for my project and contains relevant information.

Strongly  
Disagree

Disagree

Neutral

Agree

Strongly  
Agree

No Answer



**LOGIC** Hidden unless: #7 Question "The whole report is useful for my project and contains relevant information." is one of the following answers ("Agree", "Strongly Agree")

73

8. Please specify:

**LOGIC** Show/hide trigger exists.

ID 6

9. I have learned something about my project that I have not been aware of before.

Strongly  
Disagree

Disagree

Neutral

Agree

Strongly  
Agree

No Answer



9

LOGIC

ID 74

10. Please specify:

--

7

11. The results made me curious. I plan to investigate further the code review process of my project.

Strongly  
Disagree

Disagree

Neutral

Agree

Strongly  
Agree

No Answer



ID 15

12. This report provides information that is not available in any other tool I know.

Strongly  
Disagree

Disagree

Neutral

Agree

Strongly  
Agree

No Answer































13. Having this kind of information at ready would have a positive influence over the Code Review process of my team.

Strongly Disagree      Disagree      Neutral      Agree      Strongly Agree      No Answer

14. Based on the information you have seen in this report, I would change something in the code review practices of my project:

Strongly Disagree   Disagree   Neutral   Agree   Strongly Agree   No Answer



**Logic** Hidden unless: ( Question "To understand how resources are spent on our project" is one of the following answers ("Agree", "Strongly Agree") OR Question "To avoid performing the same mistakes again" is one of the following answers ("Agree", "Strongly Agree"))

**ID** 75

17. Please, give us further details on this (*optional*):

**ID** 8

18. If you want, please give further feedback on our report. (Optional)

**ID** 53

## Background

To improve the scientific validity of your feedback, It would be great if you could answer to the following demographic questions too.

ID 81

19. What is your involvement with the development of the project analyzed in this report?

- ☐ I am a core developer
- ☐ I have committing/merging rights
- ☐ I am an external contributor (no merge rights)
- ☐ I am an active user (e.g., I open issue reports, but do not develop any code in it)
- ☐ I am an external user (I am not involved in the development at all)
- ☐ Other - Write In

ID 11

20. What is your current job?

- ☐ Professional Developer
- ☐ Academic Researcher
- ☐ Industrial Researcher
- ☐ Project Manager
- ☐ Spare-time Developer
- ☐ Student
- ☐ Other - Write In

ID 13

21. How many years have you developed software in a professional setting?

I have no  
experience in  
software  
development in  
a professional  
setting

☐

1 year or  
less

☐

2 years

☐

3-5 years

☐

6-10 years

☐

11 years or  
more

☐

ID 14

22. How often do you currently program software?

Not at all

☐

About once a  
year

☐

About once a  
month

☐

About once a  
week

☐

Daily or more  
often

☐

ID 51

23. How many years have you performed code reviews?

I have  
never done  
code  
review

☐

1 year or  
less

☐

2 years

☐

3-5 years

☐

6-10 years

☐

11 years or  
more

☐

ID 52

24. How often do you currently perform code reviews?

Not at all

☐

About once a  
year

☐

About once a  
month

☐

About once a  
week

☐

Daily or more  
often

☐

ID 77

In addition to analyzing your data in an anonymous form, can we also share your answers (in an anonymous form) in a publicly available dataset? \*

*(Selecting "yes" allows other researchers and the public to benefit from your answers and effort)*

ID 79

25. If you have any comments on the report or on the topic, please add them here.

ID 1

Thank you very much for reading our report. We hope it gave you useful insights! Also, we thank you for the time you spent giving us feedback.

You are awesome!

If you are interested in the detailed data that we used to create this report, don't hesitate to contact us at: [fregnan@ifi.uzh.ch](mailto:fregnan@ifi.uzh.ch)