

INSECTA MUNDI

A Journal of World Insect Systematics

0215

A new species of *Chrysina* Kirby (Coleoptera: Scarabaeidae: Rutelinae)
from Oaxaca, Mexico

José Monzón Sierra

Laboratorio de Entomología Sistemática
Universidad del Valle de Guatemala
Apartado Postal 82. 01901, Guatemala
Guatemala, C.A.

Date of Issue: March 23, 2012

José Monzón Sierra

A new species of *Chrysina* Kirby (Coleoptera: Scarabaeidae: Rutelinae) from Oaxaca, Mexico

Insecta Mundi 0215: 1-4

Published in 2012 by

Center for Systematic Entomology, Inc.

P. O. Box 141874

Gainesville, FL 32614-1874 U. S. A.

<http://www.centerforsystematicentomology.org/>

Insecta Mundi is a journal primarily devoted to insect systematics, but articles can be published on any non-marine arthropod. Topics considered for publication include systematics, taxonomy, nomenclature, checklists, faunal works, and natural history. **Insecta Mundi** will not consider works in the applied sciences (i.e. medical entomology, pest control research, etc.), and no longer publishes book reviews or editorials. **Insecta Mundi** publishes original research or discoveries in an inexpensive and timely manner, distributing them free via open access on the internet on the date of publication.

Insecta Mundi is referenced or abstracted by several sources including the Zoological Record, CAB Abstracts, etc. **Insecta Mundi** is published irregularly throughout the year, with completed manuscripts assigned an individual number. Manuscripts must be peer reviewed prior to submission, after which they are reviewed by the editorial board to ensure quality. One author of each submitted manuscript must be a current member of the Center for Systematic Entomology. Manuscript preparation guidelines are available at the CSE website.

Managing editor: Paul E. Skelley, e-mail: insectamundi@gmail.com

Production editor: Michael C. Thomas, Brian Armitage, and Ian Stocks

Editorial board: J. H. Frank, M. J. Paulsen

Subject editors: G.B. Edwards, J. Eger, A. Rasmussen, F. Shockley, G. Steck, Ian Stocks, A. Van Pelt, J. Zaspel

Spanish editors: Julieta Brambila, Angélico Asenjo

Printed copies (ISSN 0749-6737) deposited in libraries of:

CSIRO, Canberra, ACT, Australia

Museu de Zoologia, São Paulo, Brazil

Agriculture and AgriFood Canada, Ottawa, ON, Canada

The Natural History Museum, London, Great Britain

Muzeum i Instytut Zoologiczny PAN, Warsaw, Poland

National Taiwan University, Taipei, Taiwan

California Academy of Sciences, San Francisco, CA, USA

Florida Department of Agriculture and Consumer Services, Gainesville, FL, USA

Field Museum of Natural History, Chicago, IL, USA

National Museum of Natural History, Smithsonian Institution, Washington, DC, USA

Zoological Institute of Russian Academy of Sciences, Saint-Petersburg, Russia

Electronic copies (On-Line ISSN 1942-1354, CDROM ISSN 1942-1362) in PDF format:

Printed CD mailed to all members at end of year.

Florida Center for Library Automation: <http://purl.fcla.edu/fcla/insectamundi>

University of Nebraska-Lincoln, Digital Commons: <http://digitalcommons.unl.edu/insectamundi/>

Goethe-Universität, Frankfurt am Main: <http://edocs.ub.uni-frankfurt.de/volltexte/2010/14363/>

Author instructions available on the Insecta Mundi page at:

<http://www.centerforsystematicentomology.org/insectamundi/>

Copyright held by the author(s). This is an open access article distributed under the terms of the Creative Commons, Attribution Non-Commercial License, which permits unrestricted non-commercial use, distribution, and reproduction in any medium, provided the original author(s) and source are credited. <http://creativecommons.org/licenses/by-nc/3.0/>

A new species of *Chrysina* Kirby (Coleoptera: Scarabaeidae: Rutelinae) from Oaxaca, Mexico

José Monzón Sierra

Laboratorio de Entomología Sistemática
Universidad del Valle de Guatemala
Apartado Postal 82. 01901, Guatemala
Guatemala, C.A.
jmonzon@uvg.edu.gt

Abstract. *Chrysina arellanoi* **new species** (Coleoptera: Scarabaeidae: Rutelinae) is described from the southernmost part of the Sierra Madre del Sur in Oaxaca, Mexico.

Resumen. Se describe la **especie nueva** *Chrysina arellanoi* (Coleoptera: Scarabaeidae: Rutelinae) de la parte mas meridional de la Sierra Madre del Sur en Oaxaca, México.

Introduction


Currently the genus *Chrysina* Kirby (Coleoptera: Scarabaeidae: Rutelinae) is composed of 107 described species (Monzón and García 2011, Curoe 2011). The genus is distributed from the southwestern United States of America (specifically Arizona, New Mexico and Texas) through Mexico, Central America to Colombia and Ecuador (Morón 1990). Recent collecting in some isolated mountains in Mexico by Hector Arellano has provided specimens of several undescribed species. One of these species from the Sierra Madre del Sur in Oaxaca, México, is described here as new. This species belongs in the *adelaida* group (*sensu* Morón 1990, modified by Hawks 2001), which is now composed of 16 species. All the species in this group except *C. centralis* (Morón) and *C. pehlkei* (Ohaus) are known to occur in Mexico.

Chrysina arellanoi Monzón, new species

(Figures 1-11)



Type material. **Holotype** male and **allotype** female (Universidad Nacional Autónoma de México (UNAM)) labeled MEXICO, Oaxaca, San Sebastián. 2,650 mts. alt., 07 AGOSTO 2010, Colector Hector Arellano. **Paratypes** (12 males and 19 females) labeled as follows: Same data as holotype (2 males); same data except 09 SEPTIEMBRE 2010 (1 male); same data except 05 JULIO 2010 (3 females); same data except 04 AGOSTO 2010 (4 females); same data except 03 SEPTIEMBRE 2010 (6 females); same data except 01 OCTUBRE 2010 (4 females); same data except 2,550 mts. alt., 10 AGOSTO 2010 (7 males); same data except San Mateo Río Hondo. 2,450 mts. alt., 15 JULIO 2010 (2 males and 2 females). Paratypes deposited in the Universidad del Valle de Guatemala Collection of Arthropods (UVGC), Florida State Collection of Arthropods (FSCA) and José Monzón private collection (Guatemala).

Description. **Holotype male.** Length 24.0 mm; width at elytral humeri 11.0 mm; maximum width (middle of elytra) 12.5 mm. Color of dorsum shiny yellowish green; anterior half of clypeus pinkish brown with metallic reddish gold on anterior margin, ocular canthi yellowish green, antennal segments brown with scape dorsum yellowish green; pronotal margins iridescent yellowish green; scutellum with lateral margins yellowish green; elytra with external margins iridescent yellowish green, humeri and apical umbone greenish gold; pygidium green with lateral margins golden green. Color of venter yellowish green with golden and reddish iridescence and reflections. Legs with tibia reddish brown, coxae, trochanter and ventral surfaces metallic greenish gold; mesometasternal protrusion greenish gold. Clypeus (Fig. 5) with free margins, rounded semi-trapezoidal in dorsal view, slightly reflexed; anterior surface coarsely rugopunctate, frontal disc punctures sparse; interocular distance 1.9 times wider than antennal club length. Mentum (Fig. 6) quadrate; anterior depression wide and short; lateral depressions faint; posterior depression narrow, deep and long; surface setigerously punctate, punctures large and sparse;



Figures 1-4. Dorsal and ventral habitus of *Chrysina arellanoi* (1.5x). **1-2)** Male paratype from San Sebastián. **3)** Purplish brown form, male from San Sebastián. **4)** Reddish brown form, female from San Mateo Rio Hondo.

setae long, pale and thick. Pronotum at base 2.6 times as wide as interocular distance; sculpture similar to frons except punctures sparse and becoming denser towards lateral margins. Lateral margin completely beaded except effaced on anterior margin between inner border of eyes. Elytra punctate striate; punctures in striae moderate in size, deep; intervals moderately convex. Elytron 16.0 mm long and 2.9 times as long as pronotum; lateral margin with bead complete. Pygidium punctate; apical margin with scattered pale setae and metallic shine; surface convex and prominent towards the apex (Fig. 7). Fifth



Figures 5-8. *Chrysina arellanoi* holotype structures. **5)** Clypeus. **6)** Mentum. **7)** Pygidium. **8)** Mesometasternal protrusion.

and apical sternite with depression. Venter with mesometasternal protrusion reduced, apex rounded (Fig. 8). Metasternum, mesofemora and mesotibiae densely setigerously punctate, setae dense, long and pale. Legs with protibiae clearly tridentate; dorsal and ventral surface of protibiae rugopunctate. Genitalia with parameres asymmetrical, apically constricted, fused except for very narrowly rounded bidentate apex, left paramere semi-straight; right paramere with shoulder close to apex; length of genital capsule 8.0 mm (Fig. 9, 10).

Allotype female. Similar to male except as follows: length 26.5 mm; width at elytral humeri 13.0 mm; maximum width (at middle of elytra) 15.0 mm; interocular distance 1.6 times wider than antennal club length; pronotum at base three times as wide as interocular distance; tarsi less robust; fifth and apical sternite without depression; genital plates slightly asymmetrical; elongately produced with truncate apex bearing laterally projecting tooth; setae long, pale and scattered (Fig. 11).

Variation. Males length 23.0 to 24.0 mm; width at elytral humeri 11.0 to 12.0 mm; maximum width (middle of elytra) 12.0 to 13.0 mm. Females length 22.5 to 27.0 mm; width at elytral humeri 11.0 to 14.0 mm; maximum width (middle of elytra) 12.0 to 15.5 mm. One male specimen represents a purplish brown form (Fig. 3) and five female specimens represent a reddish brown form (Fig. 4).

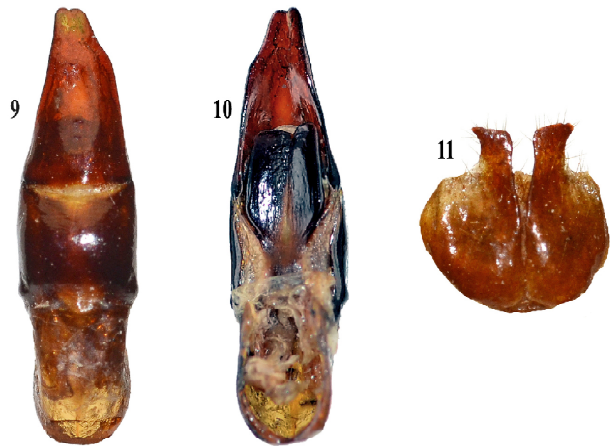
Etymology. It is my pleasure to name this species for my friend and great insect collector Hector Arellano, who is doing a great job of exploring the entomofauna of Mexico.

Diagnosis. *Chrysina arellanoi* is a green species in the *adelaida* group (*sensu* Morón 1990, modified by Hawks 2001). Along with *C. citlaltepeltamayatl* (Blackaller-Bages and Delgado), *C. hawksi* Monzón, *C. lacordairei* (Boucard), *C. pehlkei* (Ohaus) and *C. purpurata* (Morón), *C. arellanoi* is the only currently described green *Chrysina* species that has both the humeri and apical umbone metallic gold. In this group of species *C. purpurata* has a completely reddish brown head and *C. citlaltepeltamayatl* a pronotum laterally reddish pink. The species most similar to *C. arellanoi* are *C. pehlkei* and *C. hawksi*, but they can easily be distinguished by the male genitalia.

Distribution. *Chrysina arellanoi* is currently known to occur only in the Sierra Madre del Sur in the Mexican state of Oaxaca. It has been collected around the towns of San Mateo Río Hondo and San Sebastián, which are roughly between 50 and 60 kilometers in a straight line north of Puerto Angel.

Acknowledgments

I am very grateful to Hector Arellano (Torreón, Mexico) for bringing to my attention this nice series of the new species of *Chrysina*. Enio B. Cano and Jack C. Schuster from the Universidad del Valle de Guatemala Collection of Arthropods contributed greatly with their comments and reviewing this manuscript. I would also like to thank Ingeniero Guillermo Ortiz Aldana (Ministerio de Agricultura y Ganadería de Guatemala) for his help to import specimens for this research.



Figures 9-11. *Chrysina arellanoi* holotype and allotype genital structures (10x). **9)** Male genital capsule dorsal habitus. **10)** Male genital capsule ventral habitus. **11)** Female inferior genital plates.

Literature Cited

- Curoe, D. J. 2011.** A new species of *Chrysina* Kirby of the marginata complex (Coleoptera: Scarabaeidae: Rutelinae). Besoiro 20: 2-4.
- Hawks, D. 2001.** Taxonomic and nomenclatural changes in *Chrysina* and a synonymic checklist of species (Scarabaeidae: Rutelinae). Occasional Papers of the Consortium Coleopterorum 4: 1-8.
- Monzón, J. and L. J. García. 2011.** Two new species of *Chrysina* Kirby (Coleoptera: Scarabaeidae: Rutelinae) from Mexico. Insecta Mundi 0195:1-8.
- Morón, M. A. 1990.** The beetles of the world. Vol. 10: Rutelini 1. Sciences Nat; Venette, France. 145 p., 32 pl.

Received January 23, 2012; Accepted February 9, 2012.