

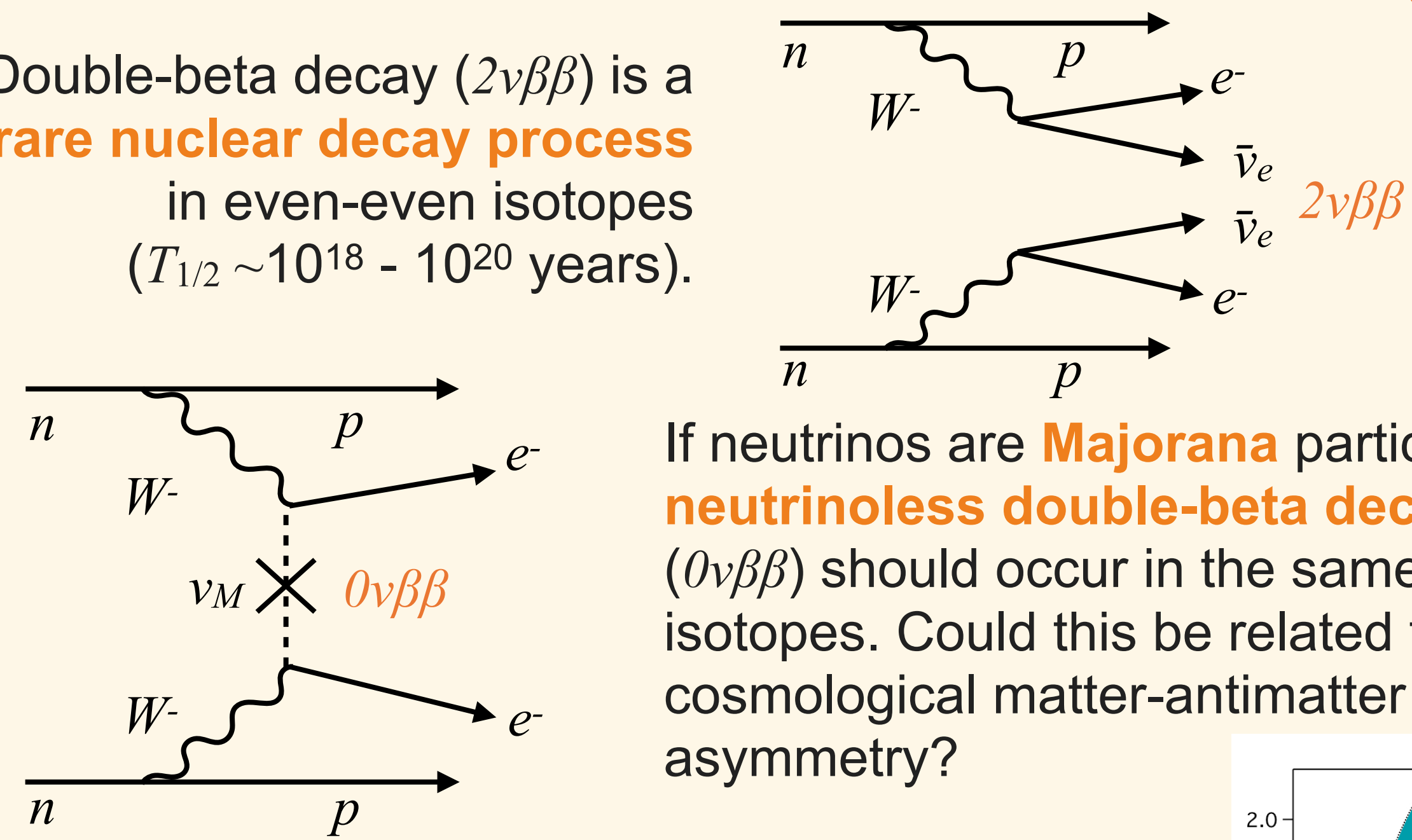
SuperNEMO double-beta decay detector progress

Cheryl Patrick, University College London, on behalf of the SuperNEMO collaboration



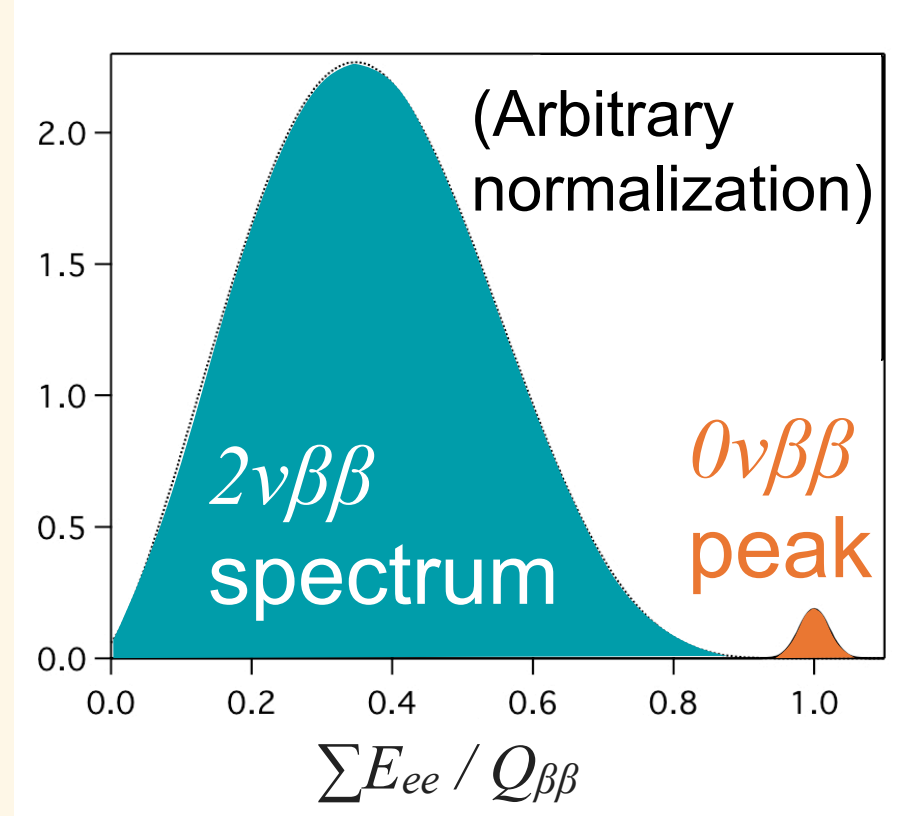
Double-beta decay

Double-beta decay ($2\nu\beta\beta$) is a **rare nuclear decay process** in even-even isotopes ($T_{1/2} \sim 10^{18} - 10^{20}$ years).

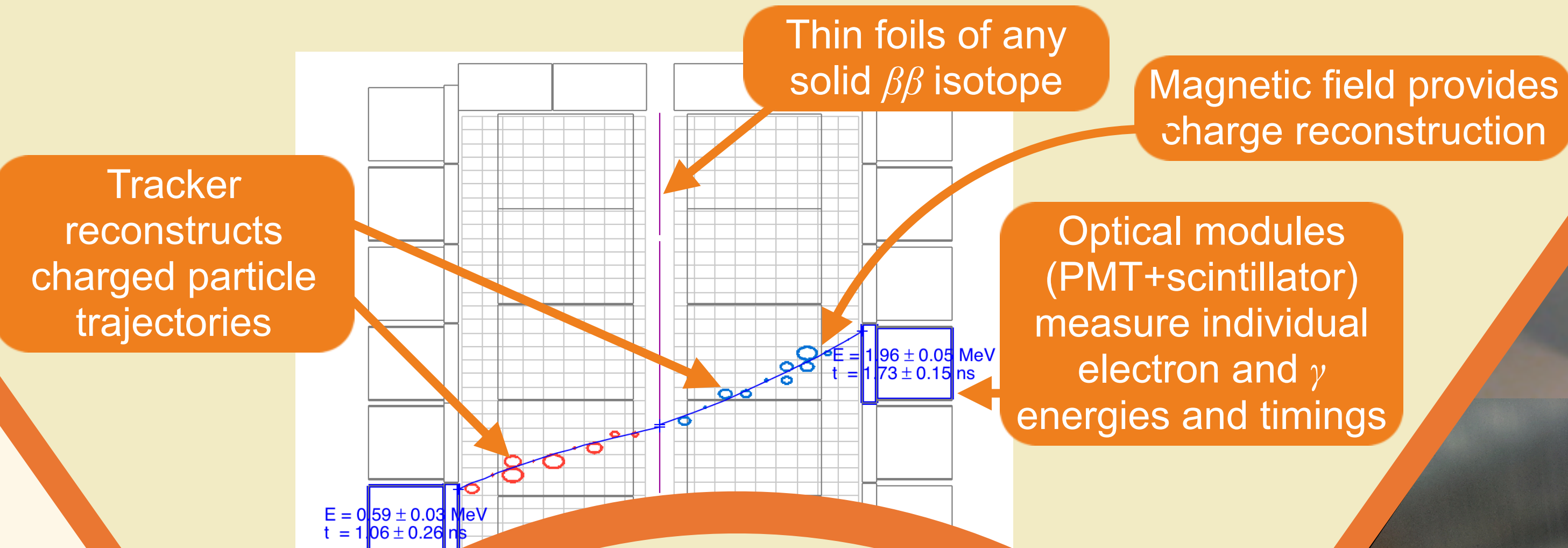


If neutrinos are **Majorana** particles, **neutrinoless double-beta decay** ($0\nu\beta\beta$) should occur in the same isotopes. Could this be related to the cosmological matter-antimatter asymmetry?

The **summed electron-energy** spectrum distinguishes $0\nu\beta\beta$ from $2\nu\beta\beta$ background. **Individual** electron energy spectra and angular separation give information about the nuclear **decay process**. Exotic $0\nu\beta\beta$ decays that produce a Majoron could also affect $2\nu\beta\beta$ spectra.



The NEMO technique used in NEMO-3 and SuperNEMO



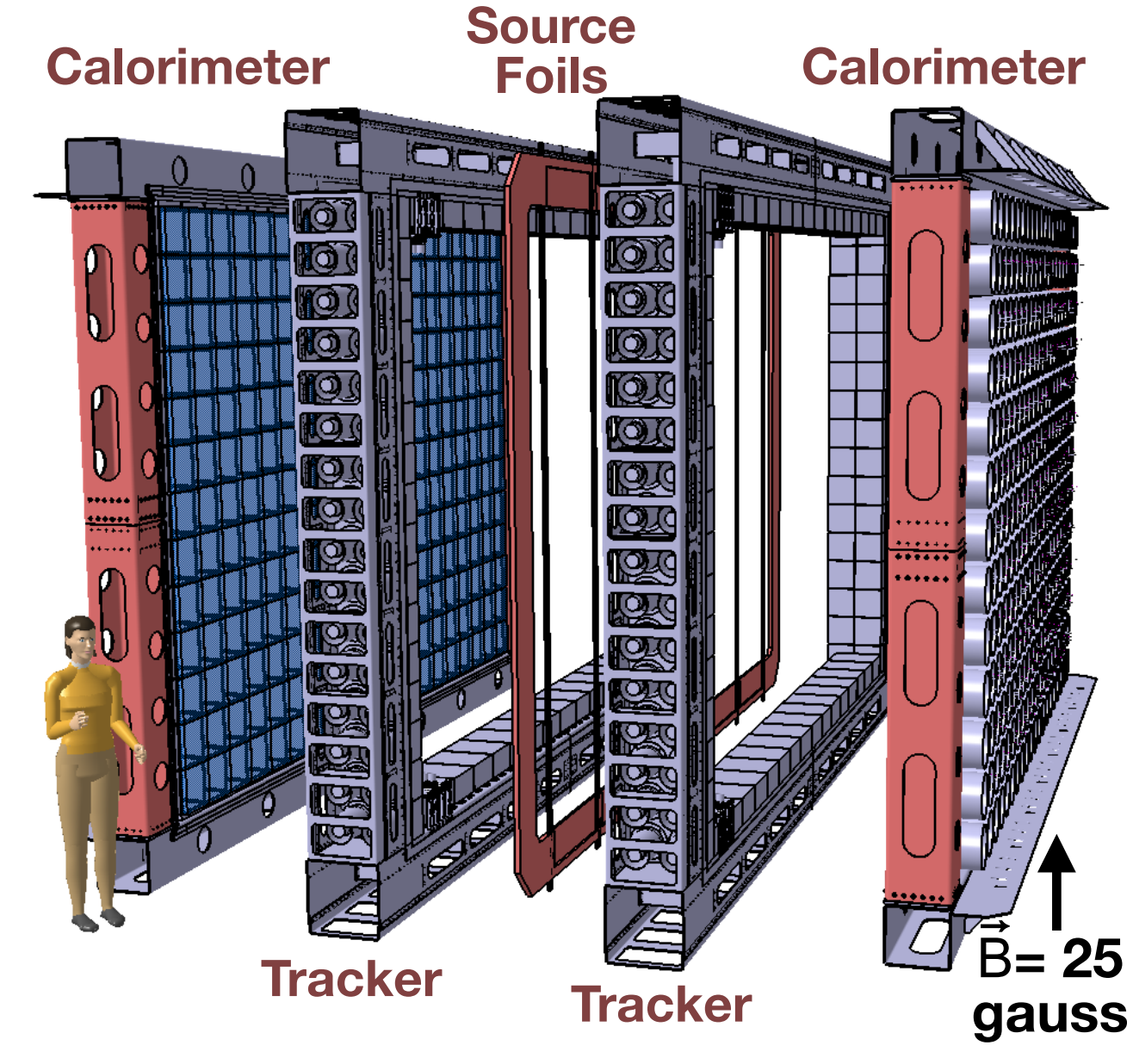
SuperNEMO's tracker-calorimeter will investigate double-beta decay mechanisms of ^{82}Se from 2021.

SuperNEMO Demonstrator



712 PMT's bonded directly to scintillator blocks

$\beta\beta$ source foils containing 6.3kg of radiopure ^{82}Se - $0\nu\beta\beta$ sensitivity 6×10^{24} years for 2.5-year runtime.



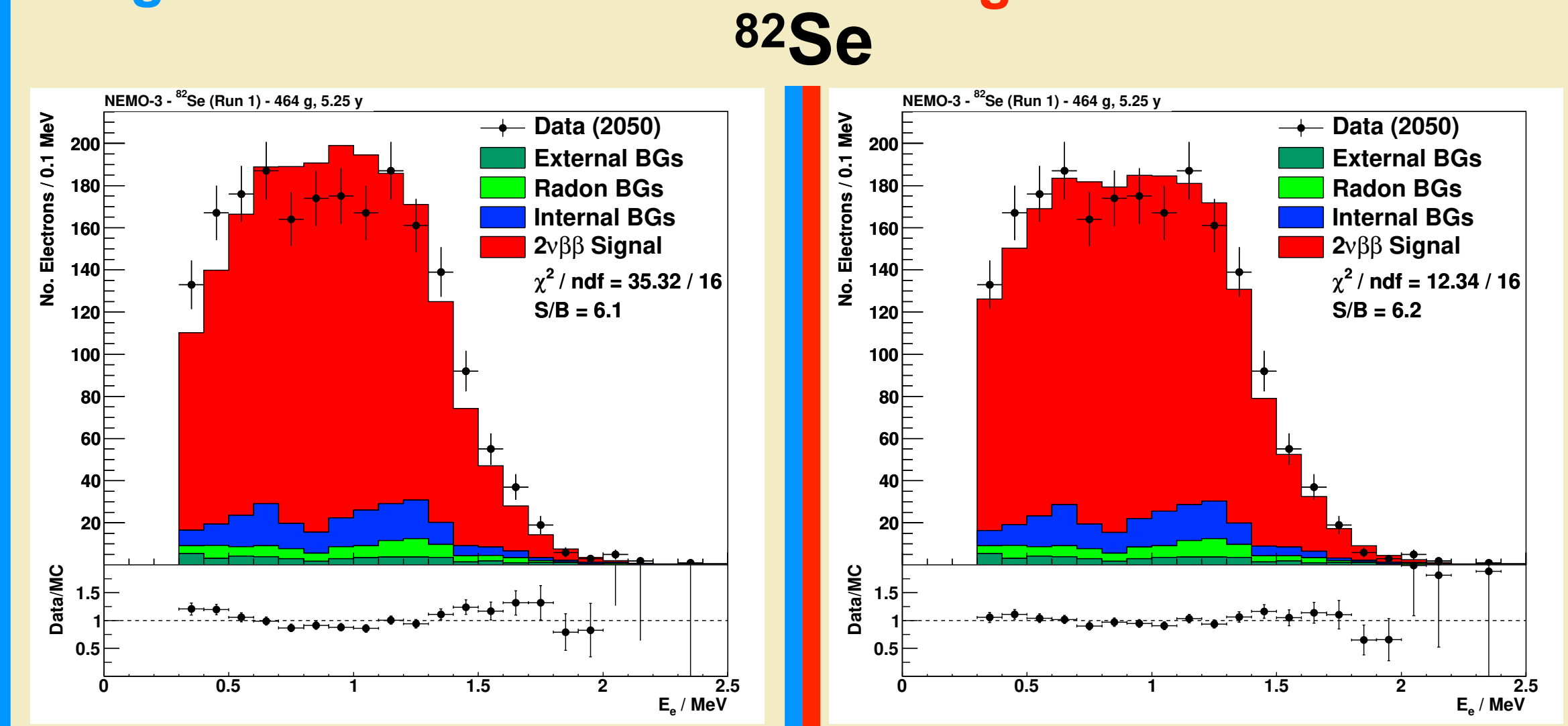
Detector assembled at LSM; commissioning since 2019 - see poster #457. Physics data expected 2021.

2034 drift cells in wire tracker

New NEMO-3 results

show the power of the NEMO technique

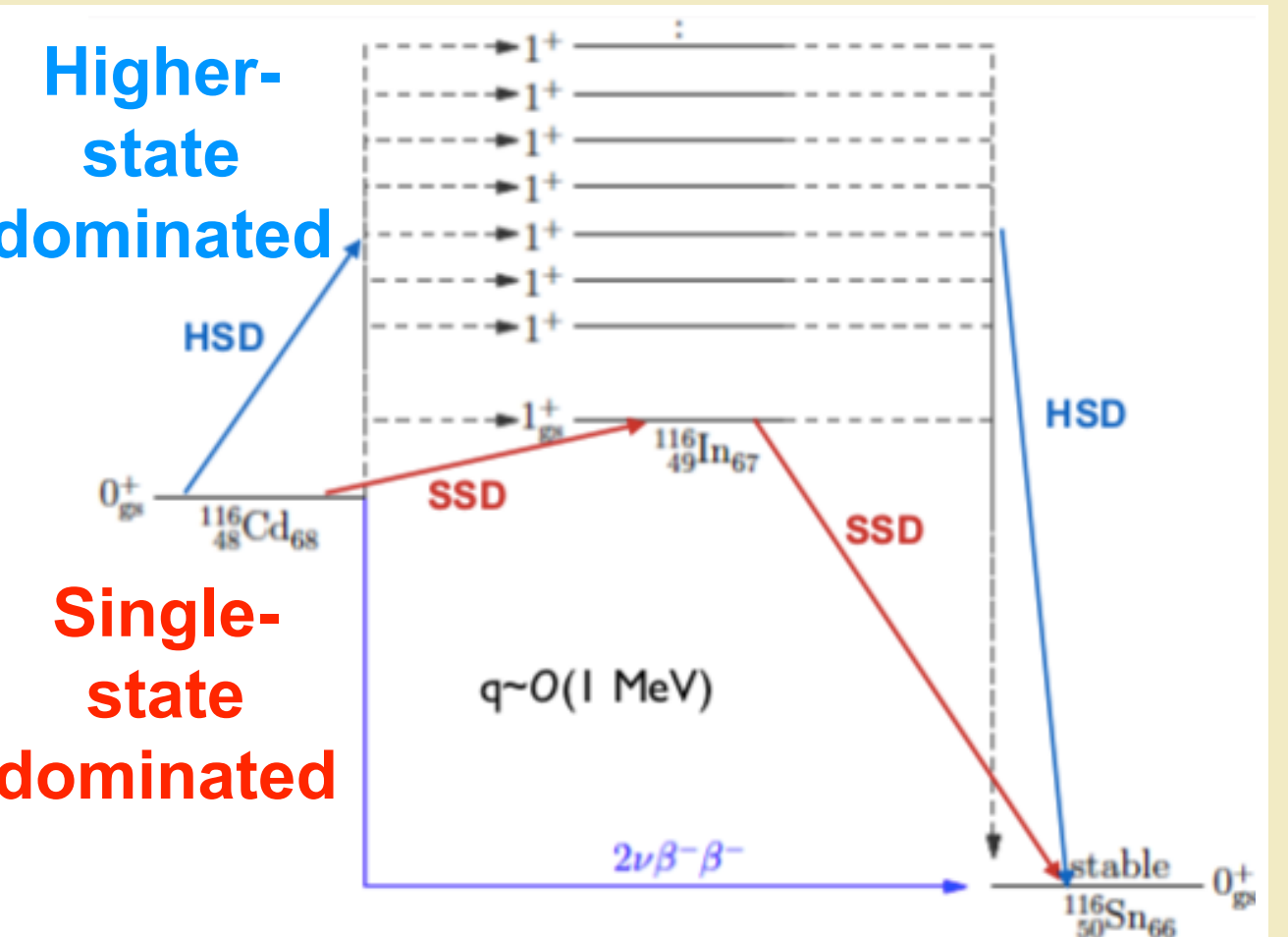
Higher-state dominated Single-state dominated



$T_{1/2}^{2\nu} = 9.39 \pm 0.17$ (stat) ± 0.58 (sys) $\times 10^{19}$ yr (SSD); $T_{1/2}^{0\nu} > 2.5 \times 10^{23}$ yr (90% C.L.)

Using $2\nu\beta\beta$ to understand the nucleus

The shape of the individual electron energy spectrum for $2\nu\beta\beta$ **favours** a decay dominated by **transitions involving the ground state (SSD)** of the intermediate nucleus, rather than excited states (**HSD**), for ^{100}Mo and ^{82}Se .

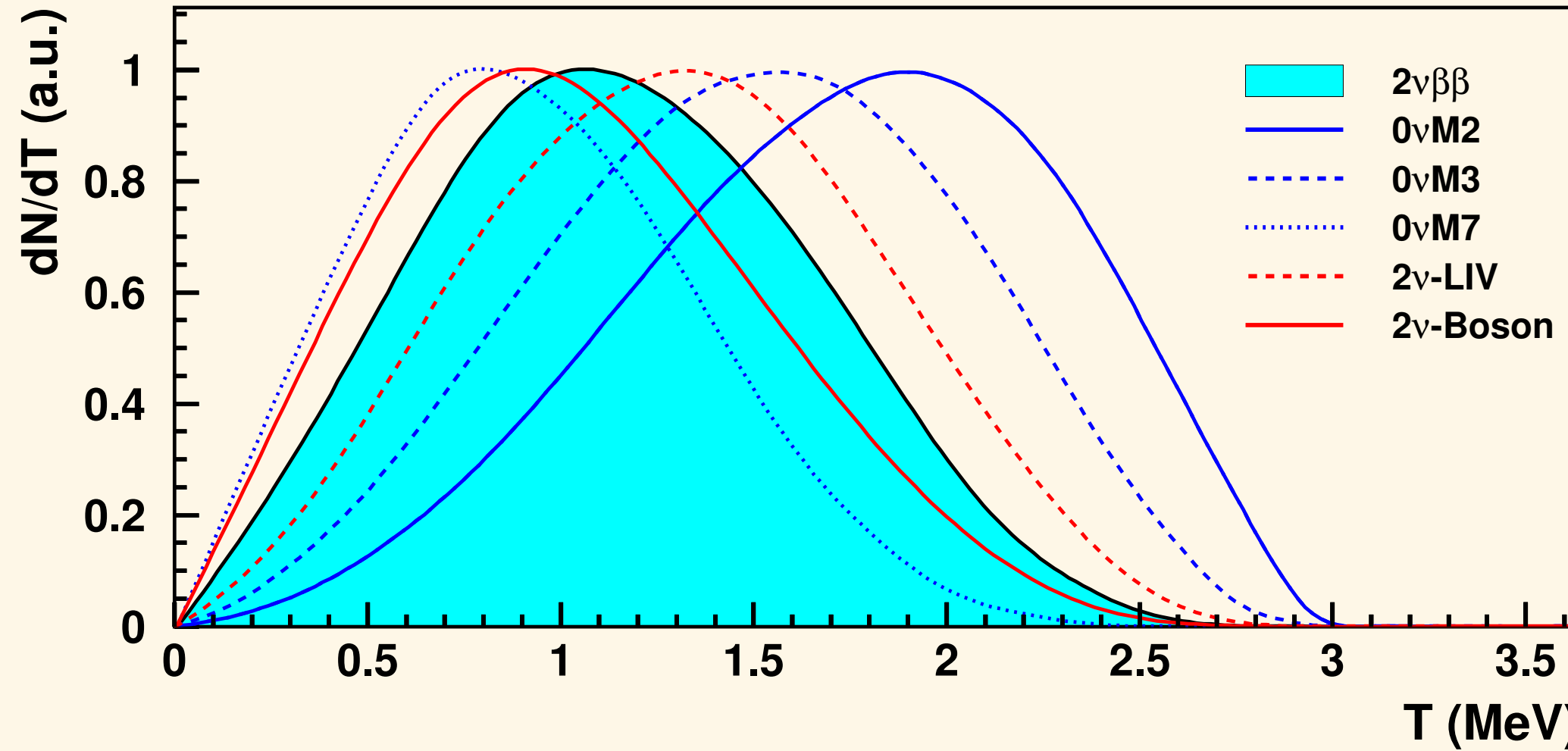


The **SuperNEMO** Demonstrator expects to achieve **5σ discrimination** between SSD and HSD in ^{82}Se .

Future analyses will use our **topological event reconstruction** to constrain the beta decay constant g_A . Both $0\nu\beta\beta$ and $2\nu\beta\beta$ have strong (g_A^4) dependence on this parameter.

Searching for exotic phenomena with NEMO-3

NEMO-3's half-million $2\nu\beta\beta$ events for ^{100}Mo allow us to set limits on exotic $0\nu\beta\beta$ decay modes. $0\nu\beta\beta$ with Majoron emission would **distort** the 2-electron **energy spectrum** and **angular distribution**. The shift depends on the spectral index, n , with $n=5$ for Standard Model $2\nu\beta\beta$. (See **blue** lines on plot)



The lack of distortion to the spectrum allows us to calculate an upper limit on the Majoron coupling constant $\langle g_{ee} \rangle$. These limits are consistent with those for other isotopes measured at GERDA and EXO, and in the case of $n=3$, gives the most stringent limit.

n	Mode	$\langle g_{ee} \rangle$ for ^{100}Mo
n = 3	χ^0	0.013–0.035
n = 3	$\chi^0 \chi^0$	0.59–5.9
n = 7	$\chi^0 \chi^0$	0.48–4.8

Distortions could also be caused by BSM $2\nu\beta\beta$ mechanisms. The **red** line shows the effect of $2\nu\beta\beta$ with a **bosonic neutrino** component, corresponding to $n=6$. The **dashed red** line indicates the shift from **Lorentz-violating** $2\nu\beta\beta$ ($n=4$). NEMO-3 was able to constrain the time-like component of the Lorentz-violating operator $\hat{a}_{of}^{(3)}$

$$-4.2 \times 10^{-7} \text{ GeV} < \hat{a}_{of}^{(3)} < 3.5 \times 10^{-7} \text{ GeV} \text{ (90\% C.L.)}$$

References

Detailed studies of ^{100}Mo two-neutrino double beta decay in NEMO-3 *Eur. Phys. J. C* (2019) 79: 440
Final results on ^{82}Se double beta decay to the ground state of ^{82}Kr from the NEMO-3 experiment *Eur. Phys. J. C* (2018) 78: 821
Development of methods for the preparation of radiopure ^{82}Se sources for the SuperNEMO neutrinoless double-beta decay experiment *Radiochimica Acta*, 108 (2020) 11
Calorimeter development for the SuperNEMO double beta decay experiment *Nucl. Inst. Meth. A* 868 98-108

