

Latin American Finance Sources

IASSIST Panel

6/7/12

Todd Hines, Princeton University

Latin American Finance Sources

- Emerging markets finance data generally does not back as far as in developed countries, especially compared to United States finance data.
- This write up focuses on sources useful to a researcher building a financial dataset, not doing individual lookups.

Stock returns – for a country

- Free or lower-priced sources
 - **World Development Indicators (WDI)** – uses Standard & Poor's Global Stock Markets Factbook for annual stock market returns for many different countries. *Disadvantages*: Returns don't include dividends (i.e. not total return). Oldest data for any Latin American country is 1996.
 - Free Internet - Finance websites such as **Bloomberg.com** and **Yahoo! Finance** have country indexes. *Disadvantages*: Can be difficult to find the correct index. Many/most indexes are price indexes, not total return (i.e. don't include dividends). Length of backfile varies, but often short. Example: The Mexico SE Indice de Precios (IFC) index goes back to 1991 in Yahoo! Finance and to 1930 in Global Financial Data, a subscription database.
 - **Standard & Poor's Global Stock Markets Factbook** – As mentioned previously, the stock market data from this source is also available in World Development Indicators (WDI). Backfiles are longer in WDI. Source also contains country economic data, which tends to be available from other sources.

Stock returns – for a country

- Subscription databases - *Advantages*: Tend to have longer backfiles. Easier to identify primary stock indexes in a country. More total return indexes available.
 - **Global Financial Data** – Known for having long backfiles. Many total return indexes are available.

GFD Search Engines

GFD Keyword Search

☒ Search the GFD Universe

☐ Search My File Permissions

 Name

☒ Contains ☐ Starts With ☐ Exact Match

☒ Top GFD Downloads First

☐ Sort Alphabetically

GFD Filter Search

GFDDatabase

☒ GFDDatabase ☐ GFDDatabase + Eurostat

Country:

 Latin America & Caribbean

Series Group:

 Equity

☒ Series Type ☐ Main Indicators

Equity

 Stock Indices - Composites

Years:

US Stocks

UK Stocks

Real Estate Database

Eurostat

All Stocks

GFD Universe

Search

Clear

Search Results

Help

Symbol	Name	Country	Series Type	Years	Download
_MXXD	Mexico SE Indice de Precios y Cotizaciones (IP)	MEXICO	Stock Indices - Compos	1930 - 2012	Data Graph
_IBGD	Buenos Aires SE General Index (IVBNG)	ARGENTINA	Stock Indices - Compos	1966 - 2012	Data Graph
_IGPAD	Santiago SE Indice General de Precios de Acc	CHILE	Stock Indices - Compos	1894 - 2012	Data Graph
_IBCD	Caracas SE General Index (w/GFD extension)	VENEZUELA	Stock Indices - Compos	1929 - 2012	Data Graph
_IGBCD	Colombia IGBC General Index (w/GFD extensio	COLOMBIA	Stock Indices - Compos	1927 - 2012	Data Graph
_IPSAD	Santiago SE IPSA Index	CHILE	Stock Indices - Compos	1975 - 2012	Data Graph
PYPDVGD	Asuncion SE PDV General Index	PARAGUAY	Stock Indices - Compos	1993 - 2008	Data Graph
JMJASEXD	Jamaica Stock Exchange Index	JAMAICA	Stock Indices - Compos	1969 - 2011	Data Graph
_IGRAD	Lima SE General Index (w/GFD extension)	PERU	Stock Indices - Compos	1926 - 2012	Data Graph
_BR1	Dow Jones Brazil Stock Index	BRAZIL	Stock Indices - Compos	1992 - 2012	Data Graph
_BMXD	Mexico Banamex-30 Index	MEXICO	Stock Indices - Compos	1993 - 2012	Data Graph
_MERVD	Buenos Aires SE Merval Index	ARGENTINA	Stock Indices - Compos	1988 - 2012	Data Graph
BRISNNND	Brazil I-SENN Index	BRAZIL	Stock Indices - Compos	1991 - 1999	Data Graph
PABVPD	Panama Bolsa de Valores Indice General	PANAMA	Stock Indices - Compos	1992 - 2003	Data Graph
BBLOCD	Barbados SE Local Stock Index	BARBADOS	Stock Indices - Compos	1989 - 2011	Data Graph
_MXYD	AMEX Mexico Index	MEXICO	Stock Indices - Compos	1993 - 2012	Data Graph
_IBMGD	Indice de la Bolsa de Medellin General Index	COLOMBIA	Stock Indices - Compos	1968 - 2001	Data Graph
_MER25D	Merval 25 Stock Market Index	ARGENTINA	Stock Indices - Compos	2004 - 2012	Data Graph
_JBESD	El Salvador Stock Market Index	EL SALVADOR	Stock Indices - Compos	2003 - 2012	Data Graph
_GLOBALD	Chile BEC Global Index	CHILE	Stock Indices - Compos	1994 - 2008	Data Graph

First 1 2 3 4 Last Total:5 pages with 80 results.

[Download List to Excel](#)

Stock returns – for a country

- Subscription databases
 - **Datastream** – Many choices for country-level stock returns. Many total return indexes available.

Navigator

Equity indices

>	<input type="checkbox"/>	★★	IDX COMPOSITE	JAKCOMP	29Y	Indonesia	n/a	Indonesian Rupiah
>	<input type="checkbox"/>	★★	IRELAND SE OVERALL (ISEQ)	ISEQUIT	29Y	Ireland	Irish Stock Exchange	Euro
>	<input type="checkbox"/>	★★	ISRAEL TA 100	ISTA100	25Y	Israel	Israel Stock Market	Israeli Sheqel
>	<input type="checkbox"/>	★★★★	FTSE MIB INDEX	FTSEMIB	14Y	Italy	FTSE	Euro
>	<input type="checkbox"/>	★★	JAMAICA SE MAIN INDEX	JAMSEIN	24Y	Jamaica	n/a	Jamaican Dollar
>	<input type="checkbox"/>	★★	NIKKEI 225 STOCK AVERAGE	JAPDOWA	62Y	Japan	NIKKEI	Japanese Yen
>	<input type="checkbox"/>	★★★★	TOPIX	TOKYOSE	61Y	Japan	Tokyo Stock Exchange	Japanese Yen
>	<input type="checkbox"/>	★★	TSE SECOND SECTION	TOK2NDM	37Y	Japan	TSE	Japanese Yen
>	<input type="checkbox"/>	★★	AMMAN SE FINANCIAL MARKET	AMMANFM	23Y	Jordan	Amman Stock Exchange	Jordanian Dinar
>	<input type="checkbox"/>	★★	KENYA NAIROBI SE (NSE20)	NSEINDX	22Y	Kenya	Nairobi Stock Exchange	Kenyan Shilling
>	<input type="checkbox"/>	★★	KUWAIT KIC GENERAL	KWKICGN	17Y	Kuwait	Kuwait Investment Company	Kuwaiti Dinar
>	<input type="checkbox"/>	★★	OMX RIGA (OMXR)	RIGSEIN	12Y	Latvia	Stockholmsborsen	Latvian Lat
>	<input type="checkbox"/>	★★	LEBANON BLOM	LBBLOMI	16Y	Middle East IMF	Beirut Stock Exchange	Lebanese Pound
>	<input type="checkbox"/>	★★	OMX VILNIUS (OMXV)	LVILSE	12Y	Lithuania	Stockholmsborsen	Euro
>	<input type="checkbox"/>	★★	LUXEMBOURG SE GENERAL	LUXGENI	13Y	Luxembourg	Luxembourg Stock Exchange	Euro
>	<input type="checkbox"/>	★★	FTSE BURSA MALAYSIA KLCI	FBMKLCI	32Y	Malaysia	FTSE	Malaysian Ringgit
>	<input type="checkbox"/>	★★	MALTA SE MSE	MALTAIX	16Y	Malta	Borza ta' Malta	Euro
>	<input type="checkbox"/>	★★	MEXICO IPC (BOLSA)	MXIPC35	24Y	Mexico	Mexican Stock Exchange	Mexican Peso
>	<input type="checkbox"/>	★★	MOROCCO ALL SHARE (MASI)	MASIIDX	10Y	Morocco	n/a	Moroccan Dirham
>	<input type="checkbox"/>	★★★★	AEX INDEX (AEX)	AMSTEOE	29Y	Netherlands	Euronext Amsterdam	Euro
>	<input type="checkbox"/>	★★★★	AMSTERDAM SE ALL SHARE	NLALSHR	17Y	Netherlands	Amsterdam SE	Euro
>	<input type="checkbox"/>	★★	NZX 50	NZ50CAP	11Y	New Zealand	New Zealand Exchange (NZX)	New Zealand Dollar
>	<input type="checkbox"/>	★★	OSLO EXCHANGE ALL SHARE	OSLOASH	29Y	Norway	Oslo Bors	Norwegian Krone
>	<input type="checkbox"/>	★★	OMAN MUSCAT SECURITIES MKT.	OMANMSM	15Y	Windward Islands	Muscat Securities Market (Oman)	Omani Rial
>	<input type="checkbox"/>	★★	KARACHI SE 100	PKSE100	23Y	Pakistan	Karachi Stock Exchange	Pakistani Rupee
>	<input type="checkbox"/>	★★	LIMA SE GENERAL (IGBL)	PEGENRL	21Y	Peru	Lima Stock Exchange	Peruvian Nuevo So
>	<input type="checkbox"/>	★★	PHILIPPINE SE I (PSEI)	PSECOMP	26Y	Philippines	Philippine Stock Exchange	Philippine Peso
>	<input type="checkbox"/>	★★	WARSAW GENERAL INDEX	POLWIGI	21Y	Poland	Warsaw Stock Exchange	Polish Zloty
>	<input type="checkbox"/>	★★	PORTUGAL PSI GENERAL	POPSIGN	24Y	Portugal	Euronext Lisbon	Euro
>	<input type="checkbox"/>	★★	PORTUGAL PSI-20	POPSI20	19Y	Portugal	Euronext Lisbon	Euro
>	<input type="checkbox"/>	★★★★	ROMANIA BET (L)	RMBETRL	14Y	Romania	BET Indices	Romanian Leu
>	<input type="checkbox"/>	★★	RUSSIA RTS INDEX	RSRTSIN	16Y	Russian Federation	Red Star Financial	United States Dolla

Stock prices – individual Latin American companies

- **Free sources** – such as Yahoo! Finance can give you foreign stock prices. Note that multinational corporations have cross-listed shares, i.e. have a share that trades in many different countries. Example Petrobras the Brazilian oil company has shares that trade in Brazil, Argentina, the United States, Spain, Germany, etc.
 - When there are cross-listed shares, which one do I pick? Generally ok to go with the home country stock listing or one that is liquid (i.e. lots of trades so it reflects an accurate price). Subscription databases often flag the primary listing.

Stock prices – individual Latin American companies

Free sources

- *Disadvantages:*
 - Dead stocks. Ex. If I wanted to look up the historical stock prices for Datasul, a Brazilian software company, it wouldn't be available. Why? Because Datasul was acquired by another software company, Totvs, in 2008.
 - Often difficult to get total return data.

Stock prices – individual Latin American companies

Subscription databases

- *Advantages*: Tend to have longer backfiles. Total return calculations are generally available.
- **Datastream** – Most heavily used source for comparative stock price data. Most Latin American stock prices older than the mid-80s.
- **Bloomberg** – Focus is on current data. Can be difficult to build large datasets with Bloomberg.
- **Compustat Global** (formerly Emerging Markets Database – EMDb) – Covers quite a few emerging market countries, many back to the mid-80s. More expensive than the other two options.

#<Go> for Index Details

95) Settings		96) News		97) Feedback		World Equity Indices		
Standard	Movers	Volatility	Ratios	Futures	AVAT vs 10d	% Ytd	USD	
1) Americas	2day	Value	Net Chg	% Chg	Δ AVAT	Time	% Ytd	% YtdCur
11) DOW JONES		12393.45	-26.41	-0.21%	+7.00%	16:30 c	+1.44%	+1.44%
12) S&P 500		1310.33 d	-2.99	-0.23%	+10.72%	16:30 c	+4.19%	+4.19%
13) NASDAQ		2827.34	-10.02	-0.35%	+21.78%	16:49 c	+8.53%	+8.53%
14) TSX		11513.21 d	+79.99	+0.70%	+26.38%	16:20 c	-3.70%	-4.81%
15) MEX IPC		37872.95 d	-197.72	-0.52%	+439.96%	16:09 c	+2.15%	-0.90%
16) BOVESPA		54490.41	+692.50	+1.29%	+41.74%	16:20 c	-3.99%	-12.04%
2) EMEA								
21) Euro Stoxx		2118.94 d	+2.76	+0.13%	-1.06%	12:46 c	-8.53%	-12.99%
22) FTSE 100		5320.86 d	+23.58	+0.45%	+47.18%	05/31 c	-4.51%	-5.31%
23) CAC 40		3017.01 d	+1.43	+0.05%	+6.75%	12:26 c	-4.52%	-9.17%
24) DAX		6264.38 d	-16.42	-0.26%	+1.84%	05/31 c	+6.21%	+1.03%
25) IBEX 35		6089.80 d	-.60	-0.01%	+28.09%	11:38 c	-28.91%	-32.37%
26) FTSE MIB		12873.84 d	+1.26	+0.01%	+3.24%	12:25 c	-14.68%	-18.84%
27) AEX		290.09 d	-.57	-0.20%	+32.77%	12:10 c	-7.16%	-11.69%
28) OMX STKH30		975.98	-10.63	-1.08%	+52.44%	11:30 c	-1.20%	-6.66%
29) SWISS MKT		5850.18 d	-52.64	-0.89%	+13.68%	11:31 c	-1.45%	-5.02%
3) Asia/Pacific								
31) NIKKEI		8542.73 d	-90.46	-1.05%	+28.01%	02:28 c	+1.03%	-0.86%
32) HANG SENG		18629.52 d	-60.70	-0.32%	+161.87%	04:01 c	+1.06%	+1.13%
33) ASX 200		4076.26	-17.97	-0.44%	+29.54%	05/31 c	+0.49%	-4.55%

Australia 61 2 9777 8600 Brazil 5511 3048 4500 Europe 44 20 7330 7500 Germany 49 69 9204 1210 Hong Kong 852 2977 6000

Japan 81 3 3201 8900 Singapore 65 6212 1000 U.S. 1 212 318 2000 Copyright 2012 Bloomberg Finance L.P.

SN 251633 H433-3654-0 31-May-12 16:49:38 EDT GMT-4:00



HOME

RESEARCH

SUPPORT

E-LEARNING

COMMUNITY

NEWS

ABOUT

MyWRDS

Search WRDS

Home → Compustat Global - Index Prices

Select a Data Set:

[Help me find my data](#)

COMPUSTAT

Compustat Monthly Updates

- ☒ North America
 - Global
 - Fundamentals Annual
 - Fundamentals Quarterly
 - Index Constituents
 - Index Prices
 - Security Daily
- ☒ Bank
- ☒ Historical Segments

Capital IQ

- ☒ Capital Structure
- ☒ Identifiers
- ☒ Key Developments
- ☒ People Intelligence

Compustat Global - Index Prices

For more about this dataset, see the [Variable Descriptions](#), [Dataset List](#), [Manuals and Overviews](#) or

Step 1: What date range do you want to use?

Date Variable: Datadate

I would like data from to

Step 2: How would you like to search this dataset?

What format are your index codes?

- ☒ TIC
- ☐ GVKEYX

[How does this work?](#)

- ☒ Manually enter Index codes

Company fundamentals (financial statements) – public companies

- Free or lower-priced sources – None recommended for a researcher. Access varies by country. Even in countries where these can be accessed for free (as with Brazil's Comissão de Valores Mobiliários - CVM – <http://www.cvm.gov.br>), the data can be difficult to locate and retrieve. Also, different countries can have different accounting standards which means financials from multiple countries often are not comparable without adjustments.

Company fundamentals (financial statements) – public companies

- Subscription databases
- *Advantages* – Generally purport to standardize the numbers to make them comparable across countries. Built to facilitate building large datasets.
- *Disadvantages* – Very expensive. Most will only go back to late 80s or early 90s.

Company fundamentals (financial statements) – public companies

- **Worldscope** – This is the most heavily cited source for cross national financials. Unfortunately, Thomson discontinued the CD-ROM version about a half decade ago. Worldscope data is available in Datastream, but it's very difficult to use to build large datasets. Factset sells access to Worldscope data, but it's so expensive I'm not aware of an academic institution that has been able to afford it.
- **Compustat Global** (formerly Emerging Markets Database – EMDb) – Can be accessed through the Wharton Research Data Service (WRDS) which facilitates building large datasets. Oldest data goes back several decades.
- **Osiris** – International fundamentals database from Bureau van Dijk (BvD). Oldest data goes back about two decades. Very comparable to Compustat Global. Also can be accessed through WRDS.

Choose one or more search criteria on the right and click on "Search"

OSIRIS
46,000 publicly listed
companies, worldwide

Financial information on 65,000
listed and major
unlisted/delisted companies
worldwide (51,000 are non-US
companies).

The information includes:
standardised and "as reported"
financials (including restated
reports), SEC filings, detailed
earnings estimates including
recommendations, ownership,
stock data, news and ratings.

For more search criteria go to the
[Expert search](#)

To access other BvD databases :
[Switch Databases](#)

osiris New improved version

A new, improved version of Osiris is available and will replace this version in **June 2012**.

You can access the new version [here](#)






The files you have saved in this version (searches, list formats, etc.) will not work in the new version. We're happy to help you through this transition. Please contact us to find out how we can help you.

[CONTACT](#)[DEMO](#)










Company name	<input type="text" value="Enter a name or a part of it"/>		
	<input type="checkbox"/> Match on whole words only		
Ticker	<input type="text" value="Enter one or several ticker symbols separated by comma"/>		
Location	<input type="text" value="Enter one or several country names or codes separated by"/>		
Industry	<input type="text" value="Enter one or several words separated by AND, OR or AND"/>		
Size	<input type="text" value="USA [th. USD]"/>	Min. val. <input type="text"/>	Max. val. <input type="text"/>
	Based on : <input checked="" type="radio"/> Sales <input type="radio"/> Employees <input type="radio"/> Total Assets		
Company type	<input type="checkbox"/> Publicly quoted cos <input type="checkbox"/> Private cos		
Ownership	<input type="checkbox"/> Independent cos. only, qual <input type="checkbox"/> Independent cos only, unqual		
Status	<input type="checkbox"/> Active cos <input type="checkbox"/> Inactive cos		
M&A deals	Period <input type="text" value="Last 3 years"/>	<input type="checkbox"/> As acquiror <input type="checkbox"/> As target <input type="checkbox"/> As vend	
Top range of companies	<input type="text" value="All"/>		
	Based on : <input checked="" type="radio"/> Sales <input type="radio"/> Employees <input type="radio"/> Total Assets		
Help Search Clear			



Company fundamentals (financial statements) – private companies

- **Orbis** – Produced by Bureau van Dijk (BvD). Very expensive. I have not used for all Latin American countries, but in my experience data available is limited. BvD can only collect what is available. Some countries, like the United Kingdom or India, require many private companies to release a lot of financial information. Most countries though are similar to the United States in that private companies are not required to release their financials and very little data are therefore available, ex. Argentina.

https://orbis.bvdinfo.com/version-2012524/Search.QuickSearch.serv?_CID=1&context=9KCQ7UF56PM8YPI&cookietoken=acff98a81a'      Google


File Edit View Favorites Tools Help

 Favorites  Outlook Web App  Ref Wiki  Princeton University  Library Homepage  R-Login - RefTracker  OPM  Library Instruction Entry Form  Court

Orbis - Home  

orbis Company information across the globe

Companies **Contacts** **News** **M&A deals** **Industry research** **Global Reports** **Royalty agreements**

Enter a company name or BvD ID number 

 Alerts

 Settings

 ?

 Home

 SEARCH  SAVED SEARCHES  FAVOURITES  HISTORY

 GROUPED VIEW  ALPHABETICAL LIST  FIND A CRITERION

Company name

Identification numbers ▶

Status

Legal form ▶

Year of incorporation

Location ▶

Contact information ▶

Industry ▶

Patents ▶

Directors ▶

Auditors & other advisors

Ownership data ▶

Financial data ▶

Number of employees

Global ratios

Accounts type & availability ▶

Stock data ▶

Earnings estimates & brokers recommendations ▶

Category of companies ▶

Updated reports ▶

Custom data ▶

All companies

☒ Default home page

Other Sources – low priced or available as one-time purchases

- **Handbook of World Stock, Derivative and Commodity Exchanges** – Contains listings of stock exchanges, derivative and commodity exchanges for over 100 countries. For derivatives, will list all major derivatives contracts traded on a country's exchanges. For example, could be used to research if Argentina has any wheat futures derivatives.