

**WrightSim**

Kyle Sunden

Goals

Theory

NISE

**Algorithmic  
Improvements**

**Parallel  
Implementations**

Scaling Analysis

Limitations

**Future Work**

Features

Usability

Algorithmic Improvements

**Conclusions**

Acknowledgements

References



# WrightSim

Kyle Sunden

University of Wisconsin–Madison

January 3, 2018

## Goals

## Theory

## NISE

Algorithmic  
ImprovementsParallel  
Implementations

## Scaling Analysis

## Limitations

## Future Work

## Features

## Usability

## Algorithmic Improvements

## Conclusions

## Acknowledgements

## References



- ▶ Reproduce experimental spectra *in silico*.
- ▶ Designed with experimentalists in mind.
- ▶ Uses numerical integration for flexibility, accuracy and interpretability.
- ▶ Focus on Frequency-domain spectroscopy, but techniques in principle extend to time-domain.
- ▶ Output retains frequency and phase information, can be combined with other simulations and measured similar to a monochromator.
- ▶ Selectivity in what portions of the overall signal are simulated, providing deeper understanding.

## Goals

## Theory

## NISE

Algorithmic  
ImprovementsParallel  
Implementations

Scaling Analysis

Limitations

## Future Work

Features

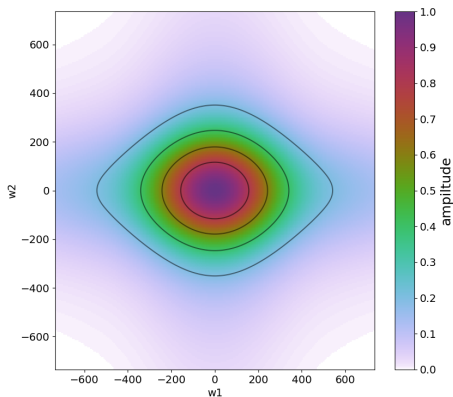
Usability

Algorithmic Improvements

## Conclusions

Acknowledgements

## References



Goals

Theory

NISE

Algorithmic  
ImprovementsParallel  
Implementations

Scaling Analysis

Limitations

Future Work

Features

Usability

Algorithmic Improvements

Conclusions

Acknowledgements

References



Presented here is a description of *what* is done to perform these simulations, to understand *why* it works, please refer to Kohler, Thompson, and Wright[1]. The simulation uses a set number of electric fields (3, in the case of the simulation presented here). These electric fields interact in combinatorially large different fashions. Interactions create superposition coherences and/or populations in material systems.

## Goals

## Theory

## NISE

Algorithmic  
ImprovementsParallel  
Implementations

Scaling Analysis

Limitations

## Future Work

Features

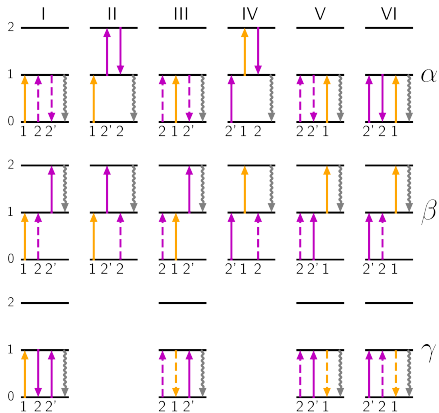
Usability

Algorithmic Improvements

## Conclusions

Acknowledgements

## References



There are six time orderings for interactions to occur (I-VI).

There are 16 independent pathways possible for two positive (solid up/dashed down) and one negative (dashed up/solid down) interactions. Originally from [1].

Goals

Theory

NISE

Algorithmic  
ImprovementsParallel  
Implementations

Scaling Analysis

Limitations

Future Work

Features

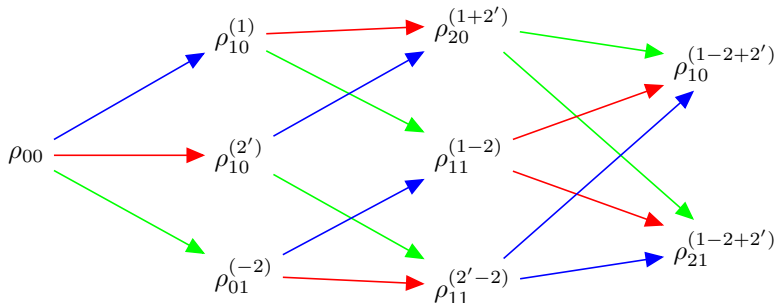
Usability

Algorithmic Improvements

Conclusions

Acknowledgements

References



$$\bar{\rho} \equiv \begin{bmatrix} \tilde{\rho}_{00} \\ \tilde{\rho}_{01}^{-2} \\ \tilde{\rho}_{10}^{2'} \\ \tilde{\rho}_{10}^1 \\ \tilde{\rho}_{20}^{1+2'} \\ \tilde{\rho}_{11}^{1-2} \\ \tilde{\rho}_{11}^{2'-2} \\ \tilde{\rho}_{10}^{1-2+2'} \\ \tilde{\rho}_{21}^{1-2+2'} \end{bmatrix}$$

Density elements, encoded with quantum state (subscript) and the electric fields which have interacted (superscript). Colored arrows represent the different electric fields. All possible states which have the desired conditions for the process simulated are included. These form the state vector (right).[1]

$$\overline{\overline{Q}} \equiv \begin{bmatrix} 0 & 0 & 0 & 0 & 0 & 0 & 0 & 0 & 0 \\ -A_2 & -\Gamma_{10} & 0 & 0 & 0 & 0 & 0 & 0 & 0 \\ A_{2'} & 0 & -\Gamma_{10} & 0 & 0 & 0 & 0 & 0 & 0 \\ A_1 & 0 & 0 & -\Gamma_{10} & 0 & 0 & 0 & 0 & 0 \\ 0 & 0 & B_1 & B_{2'} & -\Gamma_{20} & 0 & 0 & 0 & 0 \\ 0 & A_1 & 0 & -A_2 & 0 & -\Gamma_{11} & 0 & 0 & 0 \\ 0 & A_{2'} & -A_2 & 0 & 0 & 0 & -\Gamma_{11} & 0 & 0 \\ 0 & 0 & 0 & 0 & B_2 & -2A_{2'} & -2A_1 & -\Gamma_{10} & 0 \\ 0 & 0 & 0 & 0 & -A_2 & B_{2'} & B_1 & 0 & -\Gamma_{21} \end{bmatrix}$$

Defines the transition between states, dependant on the electric field.  $\Gamma$  represents the dephasing/population decay.  $A$  and  $B$  variables incorporate the dipole moment and electric field terms.[1]

The dot product of this matrix and the density vector,  $\bar{\rho}$ , gives the change in in the density vector. This is repeated over many small time periods to achieve the recorded results.



[Goals](#)[Theory](#)[NISE](#)[Algorithmic  
Improvements](#)[Parallel  
Implementations](#)[Scaling Analysis](#)[Limitations](#)[Future Work](#)[Features](#)[Usability](#)[Algorithmic Improvements](#)[Conclusions](#)[Acknowledgements](#)[References](#)

NISE (Numerical Integration of the Schrödinger Equation) is an existing open-source implementation of the simulation for these kinds of spectra.[2] It was written by Kohler and Thompson while preparing their manuscript.[1] NISE uses a slight variation on the algorithm presented, which allows for a 7-element state vector, but requires two simulations. The end result is the same. NISE is included as a reference for prior implementations.



Goals

Theory

NISE

Algorithmic  
ImprovementsParallel  
Implementations

Scaling Analysis

Limitations

Future Work

Features

Usability

Algorithmic Improvements

Conclusions

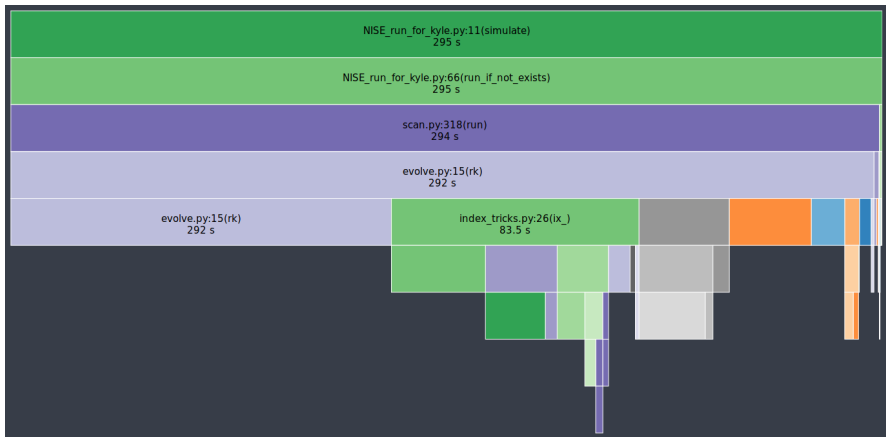
Acknowledgements

References



- ▶ Use single  $9 \times 9$  matrix rather than two  $7 \times 7$  matrices.
- ▶ 99.5% of time is spent in highly parallelizable loop.
- ▶ 1/3 of time is spent in a single function, `ix_`.
  - ▶ Removed entirely, in favor of a simpler communication of what to record.
- ▶ Significant time in `rotor` function which computes  $\cos(\theta) + i * \sin(\theta)$ .
  - ▶ Replaced with  $\exp(i * \theta)$ , equivalent, more efficient, removed function call.
- ▶ Use variables to store and reuse redundant computations.

Resulted in almost an order of magnitude speed-up from algorithmic improvements alone. Remained highly parallelizable.



Python cProfile trace, Single Core implementation, visualized with SnakeViz.[3]

Goals

Theory

NISE

**Algorithmic  
Improvements****Parallel  
Implementations**

Scaling Analysis

Limitations

**Future Work**

Features


Usability

Algorithmic Improvements

**Conclusions**

Acknowledgements

References



Python cProfile trace, Single Core implementation, visualized with SnakeViz.[3]

Goals

Theory

NISE

Algorithmic  
Improvements**Parallel  
Implementations**Scaling Analysis  
Limitations

Future Work

Features  
Usability  
Algorithmic Improvements

Conclusions

Acknowledgements

References



- ▶ NISE already had CPU multiprocessed parallelism, using Python standard library interfaces.
  - ▶ WrightSim inherited this CPU parallel implementation
  - ▶ Results in a 4x speed-up on a 4-core machine, almost no reduction due to Amdahl's law.
- ▶ A new Nvidia CUDA [4] implementation.
  - ▶ Uses PyCUDA to call the kernel from within Python.
  - ▶ Just-in-time compiled (using nvcc) from C source code stored in Python strings.
  - ▶ Implementation differs slightly from pure Python implementation.
    - ▶ Only actively used Hamiltonians are held in memory, Python implementation computes all time steps ahead of time.
    - ▶ Similarly, only the actively used electric fields are held in memory.
    - ▶ Hand written dot product and vector addition, rather than the numpy implementations.

Goals

Theory

NISE

Algorithmic  
ImprovementsParallel  
Implementations

Scaling Analysis

Limitations

Future Work

Features

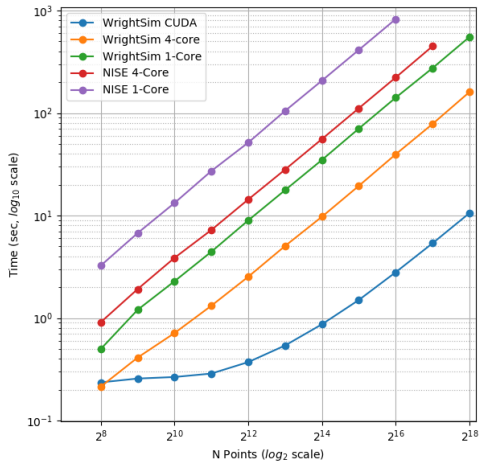
Usability

Algorithmic Improvements

Conclusions

Acknowledgements

References



Goals

Theory

NISE

Algorithmic  
ImprovementsParallel  
Implementations

Scaling Analysis

Limitations

Future Work

Features

Usability

Algorithmic Improvements

Conclusions

Acknowledgements

References



- ▶ For low number of points, the CUDA implementation is of limited use.
  - ▶ Around 200 ms required for compilation.
  - ▶ 4-Core multiprocessed becomes faster below approximately 256 points.
  - ▶ CUDA implementation currently uses a hard coded block size of 256.
  - ▶ Only multiples of 256 may be used at present to avoid illegal memory access.
- ▶ Independent CUDA simulations are memory limited.
  - ▶ only a certain amount of memory can be allocated for a single CUDA process.
  - ▶ Each point in the simulation requires 500 complex numbers (represented as doubles) to be allocated
  - ▶ Additional data is needed, but dominated by this array.
  - ▶ This array must be transferred back to the host.
  - ▶ The limit is between  $2^{18}$  and  $2^{19}$  points

Goals

Theory

NISE

Algorithmic  
ImprovementsParallel  
Implementations

Scaling Analysis

Limitations

Future Work

Features

Usability

Algorithmic Improvements

Conclusions

Acknowledgements

References



- ▶ Nonidealities like chirped pulses.
- ▶ Inhomogeneous samples
  - ▶ Results in broader peaks.
  - ▶ Can be modelled by translating a single computed response and adding.
- ▶ Measuring signal using Fourier transforms similar to how a monochromator selects a signal.
- ▶ Saving intermediate response values (Using HDF5 based file format)
- ▶ Saving compiled CUDA binary for more than one run at a time

Goals

Theory

NISE

Algorithmic  
ImprovementsParallel  
ImplementationsScaling Analysis  
Limitations

Future Work

Features  
Usability  
Algorithmic Improvements

Conclusions

Acknowledgements

References



Metaprogramming techniques are those which modify the code that is run as the program executes.

Just-in-time compilation enables many opportunities for metaprogramming.

- ▶ Using same-named functions to change the exact algorithms, while other calling functions do not need to be edited.
- ▶ Resolving shortcuts taken for statically allocated arrays.
- ▶ Potentially, entire C functions could be dynamically generated by inspecting the Python code, resulting in new Hamiltonians only being required to be implemented once, in Python.



Goals

Theory

NISE

Algorithmic  
ImprovementsParallel  
ImplementationsScaling Analysis  
Limitations

Future Work

Features

Usability

Algorithmic Improvements

Conclusions

Acknowledgements

References



One important thing to do is to take a step back and think about how users interact with the program.

- ▶ Ensure the API is sensible, easy to follow, and well documented.
- ▶ Provide ways of configuring via configuration files instead of code.
- ▶ Think about implementing a GUI interface, targeted to experimentalists.
- ▶ Implement new Hamiltonians.
- ▶ Ensure code is robust, with proper values being transferred to and from the CUDA Device with different Hamiltonian instances.
- ▶ Resolve hard-coded initial values.

Goals

Theory

NISE

Algorithmic  
ImprovementsParallel  
Implementations

Scaling Analysis

Limitations

Future Work

Features

Usability

Algorithmic Improvements

Conclusions

Acknowledgements

References



- ▶ Use single precision values for improved speed of execution, transfer, and memory usage.
- ▶ Improved parsing of electric field parameters - Currently transfers large, redundant array.
- ▶ Explore dynamic ways of sending data back to the CPU as processing is ongoing.
  - ▶ Values are not needed once recorded, but currently held until the end to transfer back.
- ▶ Conserve memory using bit field instead of array of char for boolean options.
- ▶ Utilize shared cache where possible.

Goals

Theory

NISE

Algorithmic  
ImprovementsParallel  
ImplementationsScaling Analysis  
Limitations

Future Work

Features

Usability

Algorithmic Improvements

Conclusions

Acknowledgements

References



- ▶ Zero Hamiltonian only once, all non-zero values are overwritten anyway.
- ▶ Utilize sparsity of the Hamiltonian matrices:
  - ▶ Many are triangular, could use a multiplication that cuts out the half that is all zero.
  - ▶ some may benefit by being represented as sparse matrices, storing only the nonzero values.
- ▶ Capitalize on symmetries of the system to only compute sections that can be reflected or rotated a single time.
  - ▶ These symmetries are non-trivial to discover, but cut down drastically the amount of computation that needs to be done.
  - ▶ the benefit increases with higher dimensional scans, provided symmetry is not broken.

Goals

Theory

NISE

Algorithmic  
ImprovementsParallel  
Implementations

Scaling Analysis

Limitations

Future Work

Features

Usability

Algorithmic Improvements

**Conclusions**

Acknowledgements

References



- ▶ WrightSim is a large step towards a fast, easy to use simulation suite for quantum mechanical nonlinear spectroscopy.
- ▶ Algorithmic improvements alone offered an order of magnitude improvement over the previous simulation suite.
- ▶ CPU and GPU parallelization offer even further improved performance, taking advantage of a highly parallelizable algorithm.
- ▶ The CUDA implementation offers about 2.5 orders of magnitude improved performance over the pre-existing serial implementation.
- ▶ Improvements are still in the pipeline, both in terms of performance and functionality.
- ▶ The project is young, but off to a fantastic start.

[Goals](#)[Theory](#)[NISE](#)[Algorithmic  
Improvements](#)[Parallel  
Implementations](#)[Scaling Analysis](#)[Limitations](#)[Future Work](#)[Features](#)[Usability](#)[Algorithmic Improvements](#)[Conclusions](#)[Acknowledgements](#)[References](#)

I would like to thank Blaise Thompson and Dan Kohler for their assistance in getting this project started. They provided a lot of help in understanding both the theory from their paper and the code they wrote in NISE. They ported many of the ancillary bits of NISE to help get something functional which could then be improved. They provided test cases and interpretation, helping to track down bugs and brainstorm ideas.

This project is truly the vision of Blaise Thompson, it would not be extant without him.



Daniel D. Kohler, Blaise J. Thompson, and John C. Wright.

“Frequency-domain coherent multidimensional spectroscopy when dephasing rivals pulsewidth”. In: *The Journal of Chemical Physics* 147.8 (2017), p. 084202. DOI: 10.1063/1.4986069. URL: <https://doi.org/10.1063%2F1.4986069>.



Wright Group. *NISE: Numerical Integration of the Shrödinger Equation*. 2016. URL: <http://github.com/wright-group/NISE>.



jiffyclub. *SnakeViz*. 2017. URL: <http://jiffyclub.github.io/snakeviz/>.



John Nickolls et al. “Scalable parallel programming with CUDA”. In: *Queue* 6.2 (2008), p. 40. DOI: 10.1145/1365490.1365500. URL: <https://doi.org/10.1145%2F1365490.1365500>.