

Linzer biol. Beitr.	51/2	731-772	20.12.2019
---------------------	------	---------	------------

The mother of synonyms: on the *Meotica* species of the Palaearctic Region (Coleoptera, Staphylinidae, Aleocharinae, Oxypodini)

Volker ASSING & Jürgen VOGEL

A b s t r a c t : The Holarctic genus *Meotica* MULSANT & REY, 1873 has been in a state of serious taxonomic confusion, primarily because numerous species have been described without a study of the sexual characters and because both intraspecific variation and distribution ranges have been underestimated. Based on a revision of types and additional material, the genus is represented in the Palaearctic region by 20 species, 18 of them distributed in the West Palaearctic and two in the East Palaearctic regions. The identity of three additional species described from Northwest Africa, whose type material is currently inaccessible, remains uncertain. One genus-group and as many as 23 species-group synonymies are proposed for the first time: *Meotica* MULSANT & REY, 1873 = *Cryptusa* MULSANT & REY, 1873, nov.syn.; *Meotica filiformis* (MOTSCHULSKY, 1860) = *M. capitalis* MULSANT & REY, 1873, nov.syn., = *M. fageli* BENICK, 1953, nov.syn.; *M. exilis* (GRAVENHORST, 1806) = *M. simillima* BENICK, 1953, nov.syn.; *M. pallens* (REDTENBACHER, 1849) = *M. hanseni* BENICK, 1953, nov.syn.; *M. filaria* (FAUVEL, 1898) = *M. meridiogallica* SCHEERPELTZ, 1954, nov.syn.; *M. parasita* MULSANT & REY, 1873 = *M. winkleri* BENICK, 1953, nov.syn., = *M. bosnica* SCHEERPELTZ, 1954, nov.syn., = *M. albanicola* SCHEERPELTZ, 1969, nov.syn., = *M. aegyptia* PACE, 1983, nov.syn.; *M. moczarskii* SCHEERPELTZ, 1927 = *M. finnmarkica* BENICK, 1953, nov.syn., = *M. romana* BENICK, 1953, nov.syn., = *M. albanica* BENICK, 1953, nov.syn., = *M. marchica* BENICK, 1953, nov.syn., = *M. exigua* BENICK, 1953, nov.syn., = *M. alpina* BENICK, 1953, nov.syn., = *M. testacea* BENICK, 1953, nov.syn., = *M. neapolitana* SCHEERPELTZ, 1954, nov.syn., = *M. stockmanni* MUONA, 1978, nov.syn., = *M. anglica* BENICK, 1991, nov.syn.; *M. ochsi* BENICK, 1953 = *M. punctulata* BENICK, 1953, nov.syn.; *M. normandi* BENICK, 1953 = *M. franzi* PACE, 1983, nov.syn.; *M. caucasica* BENICK, 1953 = *M. decolor* ASSING, 2004, nov.syn.; *Apimela sabulicola* (BERNHAEUER, 1914) = *Meotica quadraticollis* SCHEERPELTZ, 1954, nov.syn. Thus, *Meotica* now totals 58 synonyms outnumbering the valid names by a factor of nearly three. The five most widespread species alone account for 53 synonyms: *M. moczarskii* (19 synonyms), *M. filiformis* (12), *M. exilis* (8), *M. pallens* (8), and *M. parasita* (6). *Meotica kuehnelti* (SCHEERPELTZ, 1963) is transferred to the genus *Tectusa* BERNHAUER, 1899. Since *Tectusa kuehnelti* (SCHEERPELTZ, 1963) is preoccupied by *T. kuehnelti* (SCHEERPELTZ, 1962), the name is replaced with *Tectusa killinica* nov.nom. Lectotypes are designated for *Meotica hoelzeli* BENICK, 1953, *M. clavata* BENICK, 1953, *M. simillima* BENICK, 1953, *M. bosnica* SCHEERPETZ, 1954, *M. albanica* SCHEERPETZ, 1967, *M. moczarskii* SCHEERPELTZ, 1927, *M. marchica* BENICK, 1953, *M. alpina* BENICK, 1953, *M. exigua* BENICK, 1953, *M. roubali* BENICK, 1953, *M. neapolitana* SCHEERPELTZ, 1954, *M. ochsi* BENICK, 1953, *M. smetanai* SCHEERPETZ, 1967, *M. normandi* BENICK, 1953, *M. quadraticollis* SCHEERPELTZ, 1954, and *Atheta filaria* FAUVEL, 1898. A synonymic catalogue, as well as concise diagnoses and illustrations of the sexual characters of all the species of which material was available are provided.

K e y w o r d s : Coleoptera, Staphylinidae, Aleocharinae, Oxypodini, *Meotica*,

Tectusa, Palaearctic Region, intraspecific variation, taxonomy, type revision, new synonymies, new combination, replacement name, lectotype designations, zoogeography, catalogue.

Introduction

According to the latest edition of the Palaearctic Catalogue (SCHÜLKE & SMETANA 2015), the Holarctic aleocharine genus *Meotica* MULSANT & REY, 1873 is represented in the Palaearctic region by as many as 48 species (a nomen dubium not considered). However, two of these names had already been synonymized by VOGEL (1991), so that the correct figure is 46 species, only two of which were described from the East Palaearctic region (Pakistan, Nepal). Three species have been reported from North America, two of them adventive and one native (KLIMASZEWSKI et al. 2011, 2013). PACE (2015) described *Meotica peruviana* from Peru, but based on the photo of the habitus, as well as on the illustrations of the aedeagus (flagellum absent) and the spermatheca (shape of the apical cuticular invagination), the generic assignment is erroneous.

The West Palaearctic fauna has been in a state of taxonomic confusion, rendering the genus virtually unworkable and a reliable identification and naming of *Meotica* material especially from the Mediterranean region nearly impossible. Indications of this situation are the absence of illustrations of the genitalia of the majority of species and the number of synonyms. The 44 valid names of West Palaearctic species have as many as 36 synonyms in total, with 32 of them pertaining to only four of the valid names. The remarkable number of synonyms is partly explained by the taxonomic history of *Meotica*.

The genus was described by MULSANT & REY (1873) to include four newly described species (*M. parasita*, *M. parilis*, *M. misera*, *M. capitalis*), with one of them, *M. capitalis*, assigned to the newly established subgenus *Cryptusa*. Two years later, MULSANT & REY (1875a) added six additional species, two of them newly described and four transferred to *Meotica* from other genera.

By the mid-twenties of the twentieth century, the number of valid names and synonyms in *Meotica* amounted to twelve and ten, respectively, with one species (*M. exilis*) alone accounting for seven of the synonyms (BERNHAEUER & SCHEERPELTZ 1926). By that time, a substantial number of names had already been moved in or out of the genus. BLACKWELDER (1952) designated *Meotica parasita* as the type species.

The most significant changes, however, occurred in the middle of the twentieth century, when BENICK (1953) and SCHEERPELTZ (1954a) almost simultaneously published comprehensive articles on *Meotica*, subsequently supplemented by additional species descriptions (BENICK 1962, 1968, 1970, 1991, SCHEERPELTZ 1954b, 1958, 1962, 1963, 1967, 1969). The total number of names described in *Meotica* by these two authors amounts to 49, with Benick alone accounting for 34 names. Remarkably, a substantial number of the original descriptions are based on material from Central Europe, partly from the same localities (e.g., three species from "Herzfelde bei Rüdersdorf" (BENICK 1953)) and/or on single specimens, even single females. Without exception, the descriptions exclusively relied on external characters.

STRAND (1955) and PALM (1972) were the first authors to provide illustrations of the genitalia, at least for the species known from Norway and Sweden, respectively. LOHSE

(1974) published a key to the 26 species thought to occur in Central Europe at that time, but – remarkably – illustrated the genitalia of only five of them. In the same year, but without reference to the sexual characters, MUONA (1974) reported six *Meotica* species from Finland. None of these articles, however, contained significant revisory work.

This changed in 1991, when MUONA (1991) and VOGEL (1991) published the results of a revision of type material. In a synopsis of the North European and British *Meotica* fauna, MUONA (1991) synonymized six names and transferred four species to other genera. In a taxonomic article primarily dealing with the Central European fauna, VOGEL (1991) proposed as many as 18 new synonymies, the respective senior synonyms representing only four species. These revisions revealed what seemed to be a first glimpse of the consequences brought about by the practice of describing new species without prior revision of previously described species, without examination of genitalia, and often also based on single specimens, even single females.

The present taxonomic confusion is not only reflected by the substantial number of synonyms (see above), but also frequent changes of generic assignments. Six West Palaearctic species originally described in *Meotica* are now in other genera, even of different (sub-)tribes: *Atheta* THOMSON, 1858 (two species) and *Hydrosmeeta* THOMSON, 1958 (one) of the Athetini, *Leptusa* KRAATZ, 1856 (one) and *Thecturota* CASEY, 1894 (one) of the Homalotini, and *Meoticella* SCHEERPELTZ, 1954 (one) of the (Oxypodini: Oxypodina). Nine names now in *Meotica* were originally described in other genera, and several names were transferred from other genera to, and subsequently out of *Meotica* again (e.g., *Homalota dissoluta* EPPELSHEIM, 1888 and *H. praecox* EPPELSHEIM, 1888 to *Meotica*, then to *Ocyusa* KRAATZ, 1856, and finally to *Cousya* MULSANT & REY, 1875 (ASSING 2018). Moreover, distribution patterns are highly implausible in various respects, in particular the suggestion that Central and North Europe should be rich in endemic species.

Aside from haphazard taxonomic practices, other circumstances have contributed to the present situation, too. *Meotica* species are characterized by small body size and often pale coloration. In addition, many of them are subject to remarkable di- or polymorphisms of coloration, body size, head shape, eye size, and the length of the elytra and hind wings. This combination of characteristics evidently caused some authors to vastly underestimate intraspecific variation and distribution ranges, and apparently also to assume that *Meotica* was comparable to speciose aleocharine genera with numerous endemics such as *Geostiba* THOMSON, 1858 and *Leptusa*.

Since such considerations, as well as the findings of MUONA (1991) and VOGEL (1991) suggested that the previously discovered synonymies represented only the tip of the iceberg, the present study aims at clarifying the status of previously unrevised names and providing illustrations and diagnoses allowing a reliable identification. In order for this project to be feasible, a pragmatic approach is adopted, especially in view of the fact that a considerable number of descriptions is based on single females, often in poor condition. Unfortunately, however, three names made available by PEYERIMHOFF (1906, 1925, 1949) will remain of uncertain status, as the type material is currently inaccessible owing to the current restrictive loan policy of the natural history museum in Paris.

Material and methods

The material treated in this study is deposited in the following collections:

BMNH	The Natural History Museum, London (M. Barclay)
IRSNB.....	Institut Royal des Sciences Naturelles de Belgique, Bruxelles (Y. Gérard)
MHNG	Muséum d'Histoire Naturelle Genève (G. Cuccodoro)
MHNL.....	Muséum d'Histoire Naturelle, Lyon (H. Labrique)
NHMW	Naturhistorisches Museum Wien (H. Schillhammer)
NMB	Naturhistorisches Museum Bern (ex coll. Kiener)
MZH.....	Finnish Museum of Natural History, Zoological Museum, Helsinki (J. Mattila, J. Muona)
SMNG.....	Senckenberg Museum für Naturkunde, Görlitz
TLMF.....	Tiroler Landesmuseum Ferdinandeum, Innsbruck (M. Kahlen)
cAss.....	private collection Volker Assing, Hannover
cApf.....	private collection Wolfgang Apfel, Eisenach
cGon.....	private collection Andrej Gontarenko, Odessa
cRen.....	private collection Klaus Renner, Bielefeld
cTro.....	private collection Marc Tronquet, Molitg-les-Bains
cVog.....	private collection Jürgen Vogel, Görlitz
cWun.....	private collection Paul Wunderle, Mönchengladbach

The images were created using a digital camera (Nikon Coolpix 995) and Picolay stacking software.

The length of the median lobe of the aedeagus was measured from the apex of the ventral process to the base of the aedeagal capsule. The "parameral" side (i.e., the side where the sperm duct enters) is referred to as the ventral, the opposite side as the dorsal aspect.

Results

Systematic placement and diagnosis of genus

Together with *Apimela* MULSANT & REY, 1874 and some other small genera, *Meotica* belongs to the subtribe Meoticina in the mega-diverse tribe Oxypodini (OSSWALD et al. 2013). The genus is characterized - and distinguished from other Oxypodini - by several evident synapomorphies constituting its monophyly: sternite VIII with usually pronounced sexual dimorphism, in male short, broad, more or less distinctly transverse, and with mostly concave, truncate, or weakly convex posterior margin, in female oblong or weakly transverse and with more or less strongly convex posterior margin; internal sac of aedeagus with conspicuous flagellum of distinctive shape dorsally and with additional rod-shaped structures; paramere with broad basal portion and with short, stout, somewhat flattened, and usually conspicuously infusate apical lobe (exceptions: *M. caucasica* and *M. normandi*); spermatheca short and relatively stout.

Taxonomy, diversity, and zoogeography

Based on a revision of types and non-type material, *Meotica* is represented in the Palaearctic region by 20 valid species, 18 of them distributed in the West Palaearctic region, with three additional names from Northwest Africa of uncertain identity. Thus, the number of valid names is reduced by more than 50 %. As many as 24 new synonymies, 23 of them of species-group names, are proposed and two names, one of them now a synonym, are moved to other genera of Oxypodini. The synonyms still in *Meotica* now total 58 and outnumber the valid names by a factor of nearly three. Unsurprisingly, the five most widespread species alone account for 53 synonyms: *M. moczarskii* (19 synonyms), *M. filiformis* (12), *M. exilis* (8), *M. pallens* (8), and *M. parasita* (6). The authors contributing most of the names and synonyms are Benick (31 out of 34 names are synonyms; 91 %), Scheerpeltz (10/13; 77 %), and Mulsant & Rey (7/8; 88 %). This means that only approximately one-tenth of the names made available by these authors is still valid.

In view of the pronounced intraspecific variation of external characters such as coloration, body size, head shape, and the length of the elytra and hind wings, a reliable identification at the species level is possible only based on the sexual characters, especially the shape and internal structures of the median lobe of the aedeagus. Therefore, the diagnoses in the species sections below focus on the genitalia and the shape of the abdominal sternite VIII. For the same reason, a diagnostic key to species would be of little use.

The vast majority of West Palaearctic *Meotica* species is distributed in the south, particularly in the Mediterranean region. Only six species, all of them widespread, have reliably been recorded from Central Europe, one of them only from southeastern Central Europe. In Scandinavia, the genus is represented by four species. Such a south-north diversity gradient is in agreement with distribution patterns observed for the vast majority of staphylinid genera. The distributions of the individual species require additional study based on much more material than that examined in the course of the present study. Owing to the previous taxonomic confusion, most literature records must be regarded as doubtful and require revision.

Checklist of the *Meotica* species of the Palaearctic region

Species	Confirmed distribution
<i>andujari</i> ASSING, 2007	South Spain
<i>arasensis</i> SMETANA, 2004 = <i>caucasica</i> SCHEERPELTZ, 1954	Azerbaijan, Armenia
<i>caucasica</i> BENICK, 1953 = <i>decolor</i> ASSING, 2004; nov.syn.	Turkey; Azerbaijan
<i>exilis</i> (GRAVENHORST, 1806) = <i>pusilla</i> (MULSANT & REY, 1852) = <i>misera</i> MULSANT & REY, 1873 = <i>parilis</i> MULSANT & REY, 1873 = <i>immixta</i> MULSANT & REY, 1875	Norway, Sweden, Finland, Estonia, British Isles, Denmark, Portugal, Spain, France, Belgium, Switzerland, Germany, Poland, Czech Republic, Slovakia, Austria, Italy, Hungary, Croatia, Bosnia-

Species	Confirmed distribution
= <i>interposita</i> MULSANT & REY, 1875 = <i>exiliformis</i> JOY, 1915 = <i>lubecensis</i> BENICK, 1953 = <i>simillima</i> BENICK, 1953; nov.syn.	Herzegovina, Greece, Turkey, Ukraine, Russia (South European Territory), Georgia, Armenia; North America (adventive)
<i>exillima</i> SHARP, 1915	Spain, France, South England, Germany
<i>filaria</i> (FAUVEL, 1898) = <i>meridiogallica</i> SCHEERPELTZ, 1954; nov.syn.	Spain, France (South, Corsica), Austria, Italy (Sardinia)
<i>filiformis</i> (MOTSCHULSKY, 1860) = <i>capitalis</i> MULSANT & REY, 1873; nov.syn. = <i>soniae</i> BONDROIT, 1913 = <i>apicalis</i> BENICK, 1953 = <i>bohémica</i> BENICK, 1953 = <i>clavata</i> BENICK, 1953 = <i>ermischi</i> BENICK, 1953 = <i>fageli</i> BENICK, 1953; nov.syn. = <i>foveolata</i> BENICK, 1953 = <i>globulosa</i> BENICK, 1953 = <i>hoelzeli</i> BENICK, 1953 = <i>orbicularis</i> BENICK, 1953 = <i>bucephala</i> SCHEERPELTZ, 1954	Norway, Sweden, Finland, Denmark, British Isles, Spain, France, Belgium, Germany, Switzerland, Austria, Czech Republic, Ukraine
<i>hamata</i> ASSING, 2011	Turkey (Bolu); Ukraine
<i>hispanica</i> SCHEERPELTZ, 1954	Spain
<i>moczarskii</i> SCHEERPELTZ, 1927 = <i>albanica</i> BENICK, 1953; nov.syn. = <i>alpina</i> BENICK, 1953; nov.syn. = <i>angulata</i> BENICK, 1953 = <i>exigua</i> BENICK, 1953; nov.syn. = <i>finnmarchica</i> BENICK, 1953; nov.syn. = <i>marchica</i> BENICK, 1953; nov.syn. = <i>neresheimeri</i> BENICK, 1953 = <i>pechlaneri</i> BENICK, 1953 = <i>romana</i> BENICK, 1953; nov.syn. = <i>roubali</i> BENICK, 1953 = <i>testacea</i> BENICK, 1953: 79; nov.syn. = <i>wagneri</i> BENICK, 1953 = <i>neapolitana</i> SCHEERPELTZ, 1954; nov.syn. = <i>transversiceps</i> SCHEERPELTZ, 1954 = <i>kochi</i> BENICK, 1968 = <i>curtipennis</i> BENICK, 1970 = <i>stockmanni</i> MUONA, 1978; nov.syn. = <i>anglica</i> BENICK, 1991; nov.syn. = <i>vailatii</i> PACE, 2001	Norway, Sweden, Finland, Great Britain, Morocco, Spain, France, Germany, Switzerland, Austria, Slovakia, Italy, Bosnia-Herzegovina, Macedonia, Albania, Greece, Turkey, Cyprus
<i>normandi</i> BENICK, 1953	Tunisia, Algeria, Morocco, South Spain

Species	Confirmed distribution
= <i>franzi</i> PACE, 1983; nov.syn.	
<i>ochsi</i> BENICK, 1953 = <i>punctulata</i> BENICK, 1953; nov.syn.	France, Switzerland
<i>orousseti</i> PACE, 1992	Nepal
<i>pallens</i> (REDTENBACHER, 1849) = <i>filaria</i> (CASEY, 1911) = <i>indocilis</i> (HEER, 1839) = <i>tenuis</i> MULANT & REY, 1875 = <i>hanseni</i> BENICK, 1953; nov.syn. = <i>lohsei</i> BENICK, 1953 = <i>hanseni</i> SCHEERPELTZ, 1954 = <i>strandii</i> SCHEERPELTZ, 1958 = <i>titschjacki</i> BENICK, 1962	Norway, Sweden, Finland, Denmark, Great Britain, France, Germany, Poland, Czech Republic, Slovakia, Switzerland, Austria, Hungary, Italy, Bosnia-Herzegovina, Turkey; North America (adventive)
<i>parasita</i> MULSANT & REY, 1873 = <i>winkleri</i> BENICK, 1953; nov.syn. = <i>bosnica</i> SCHEERPELTZ, 1954; nov.syn. = <i>albanica</i> SCHEERPELTZ, 1967 = <i>albanicola</i> SCHEERPELTZ, 1969; nov.syn. = <i>aegyptia</i> PACE, 1983; nov.syn. = <i>szeli</i> ÁDÁM, 1987	France, Austria, Hungary, Italy, Croatia, Bosnia-Herzegovina, Albania, Greece, Turkey, Egypt
<i>smetanai</i> SCHEERPELTZ, 1967	Albania
<i>subnigra</i> ASSING, 2006	Greece (Pelopónnisos), Turkey, Cyprus
<i>truncata</i> ASSING, 2004	Turkey
<i>wunderlei</i> ASSING, 2013	Turkey
<i>zoiai</i> PACE, 1986	Pakistan
Names of uncertain identity	
<i>dechorgnati</i> PEYERIMHOFF, 1906	Algeria, Morocco
<i>juniperella</i> PEYERIMHOFF, 1925	Morocco
<i>occidua</i> PEYERIMHOFF, 1949	Morocco

The *Meotica* species of the Palaearctic region

Meotica filiformis (MOTSCHULSKY, 1860) (Figs 1-5)

Phytosus filiformis MOTSCHULSKY, 1860: 587 f.

Meotica capitalis MULSANT & REY, 1873: 176 f.; **nov.syn.**

Meotica soniae BONDROIT, 1913: 299; synonymy with *M. capitalis* by VOGEL (1991).

Meotica orbicularis BENICK, 1953: 60 f.; synonymy with *M. capitalis* by VOGEL (1991).

Meotica apicalis BENICK, 1953: 61 f.; synonymy with *M. capitalis* by VOGEL (1991).

Meotica hoelzeli BENICK, 1953: 62 f.; synonymy with *M. capitalis* by VOGEL (1991).

Meotica clavata BENICK, 1953: 63 f.; synonymy with *M. apicalis* by BENICK (1968).

Meotica ermischi BENICK, 1953: 68 f.; synonymy with *M. capitalis* by VOGEL (1991).

Meotica foveolata BENICK, 1953: 69 f.; synonymy with *M. capitalis* by VOGEL (1991).
Meotica globulosa BENICK, 1953: 72; synonymy with *M. capitalis* by VOGEL (1991).
Meotica fageli BENICK, 1953: 72 f.; **nov.syn.**
Meotica bohémica BENICK, 1953: 73 f.; synonymy with *M. capitalis* by VOGEL (1991).
Meotica bucephala SCHEERPELTZ, 1954a: 152; synonymy with *M. apicalis* by MUONA (1991).
Meotica gerhardlinkei SCHEERPELTZ, in litt.: see MUONA (1991).

Type material examined: *M. orbicularis*: Holotype ♂: "♂ / Carlshafen, 30.X.32, Hess. [word illegible] Folwaczny / *Meotica orbicularis* G. Bck Typus / Coll. G. Benick / *Meotica filiformis* det. J. Vogel, 2017 / *Meotica filiformis* (Motschulsky), det. V. Assing 2018" (MHNG).

M. apicalis: **Syntypes**: 1♀: "♀ / M. Pfandler, Birket IV.41 / *Meotica apicalis* ♀ G. Bck Typus / Coll. G. Benick / *Meotica filiformis* det. J. Vogel, 2017 / *Meotica filiformis* (Motschulsky), det. V. Assing 2018" (MHNG); 1♂: "♂ / Geesthacht, Oberelbe, 9.4.52 Dr. Lohse / *Meotica apicalis* ♂ G. Benick Typus / Coll. G. Benick / *Meotica filiformis* det. J. Vogel, 2017 / *Meotica filiformis* (Motschulsky), det. V. Assing 2018" (MHNG).

M. hoelzeli: **Lectotype** ♂, **present designation**: "♂ / Steiermark, Wind. Bühel, 4.79 Hölzel / *Meotica Hölzeli* ♂ G. Bck Typus / Coll. G. Benick / *Meotica filiformis* det. J. Vogel, 2017 / *Meotica filiformis* (Motschulsky), det. V. Assing 2018" (MHNG).

M. clavata: **Lectotype** ♂, **present designation**: "Kongsvinger, A. Strand / *Meotica clavata* ♂ G. Bck Typus / Coll. G. Benick / *Meotica filiformis* det. J. Vogel, 2017 / *Meotica filiformis* (Motschulsky), det. V. Assing 2018" (MHNG).
Paralectotype ♀: same data as holotype.

M. ermischi: **Holotype** ♀: "♀ / Umgeb. Düsseldorf, K. Ermisch / Meerer Busch, 20.11.84, Schilf / *Meotica Ermischi* G. Bck Typus / Coll. G. Benick / *Meotica filiformis* det. J. Vogel, 2017 / *Meotica filiformis* (Motschulsky), det. V. Assing 2018" (MHNG).

M. foveolata: **Holotype** ♂: "♂ / Ammendorf, 1.5.17, F. Bischof / *Meotica foveolata* G. Bck Typus / Coll. G. Benick / *Meotica filiformis* det. J. Vogel, 2017 / *Meotica filiformis* (Motschulsky), det. V. Assing 2018" (MHNG).

M. globulosa: **Holotype** ♀: "♀ / Nordtirol, Pechlaner / Thierburg, 8.11.36 / *Meotica globulosa* ♂ G. Bck Typus / Coll. G. Benick / *Meotica filiformis* det. J. Vogel, 2017 / *Meotica filiformis* (Motschulsky), det. V. Assing 2018" (MHNG).

M. fageli: **Syntype** ♀[?] [dissected prior to present study; primary sexual characters missing]: "For. de Soignes, Quatre-Bras, 8-vii-1947, G. Fagel / *Meotica Fageli* ♂ G. Bck Typus / Coll. G. Benick / *Meotica filiformis* det. J. Vogel, 2017 / *Meotica filiformis* (Motschulsky), det. V. Assing 2018" (MHNG).

M. bohémica: **Holotype** ♂ [dissected prior to the present study; aedeagus missing]: "♂ / Bilichov. 1.V.913, Bohemia. col. A. Procházka / *Meotica bohémica* ♂ G. Bck typus [sic] / Coll. G. Benick / *Meotica filiformis* det. J. Vogel, 2017 / *Meotica filiformis* (Motschulsky), det. V. Assing 2018" (MHNG).

Additional material examined: **SWEDEN**: 1♀, Ystad env., Sövde, 2.I.1984, leg. Assing (cAss). **SPAIN**: 1♂, Aragón, Sierra de Albarracín, 1968 (?), leg. Franz (cVog). **FRANCE**: 2♀♀, Moret-sur-Loing, Fontainebleau env., 1884, leg. Royer (cVog); 1♀, Orval, 20.VI.1955, leg. Derenne (MHNG); 1♂, Alpes-Maritimes, Caille, 20.III.and IV.1959, leg. Ochs (MHNG); 1♀, Alpes-Maritimes, Péone env., Valberg, V.1954, leg. Ochs (MHNG). **BELGIUM**: 1♂, Huy (Ben-Ahin), 19.IV.1949, leg. Fagel (cVog); 1♂, Ardennes, Seilles, 19.VIII.1945, leg. Fagel (MHNG). **GERMANY**: numerous specimens from numerous localities. **SWITZERLAND**: 1♂, Genève env., 22.X.1962, leg. Besuchet (cVog); 1 ex., Genève, Veyrier, 1968, leg. Besuchet (MHNG); 1 ex., Genève, La Laiterie, 1964, leg. Comellini (MHNG); 1 ex., Jura, Le Noirmont, 1973, leg. Besuchet (MHNG); Vaud, Saint-Livres, 1965, leg. Toumayeff (MHNG); 1 ex., Luzern, Flüeli, 8.V.1992, leg. Kiener (NMB); 1 ex., Bern, Thörishaus, 13.VII.1992, leg. Kiener (NMB). **AUSTRIA**: T i r o l : 1 ex., Forchach, 22.IV.1941, leg. Kofler (TLMF), 1 ex., Angerberg, 15.IV.1962, leg. Zschästak (TLMF); 1 ex., Kramsach, 17.VI.1983, leg. Kahlen (TLMF). N i e d e r ö s t e r r e i c h : 1♂, 1♀, Erbreichsdorf, 1941, leg. Franz (MHNG); 1♂, Orth an der Donau, Donauauen, 1966, leg. Franz (cVog); 1♂, Langenzersdorf, leg. Mandl (cVog); 2 exs., Baumgarten an der March, 2.IV.1994, leg. Kahlen (TLMF); 2 exs., Marchegg, 28.II. & 1.IV.1994, leg. Kahlen (TLMF). B u r g e n l a n d : 1♀, Zurndorf, 1926, leg. Franz (cVog). S t e i e r m a r k : 1♀, Graz env., 27.II.1992, leg. Kreissl (cVog).

C o m m e n t : *Meotica capitalis* was described based on type material from Lyon and is the type species of the genus group name *Cryptusa* MULSANT & REY, 1873, originally established as a subgenus of *Meotica*. This type material was looked for, but not found in the Rey collection. The only specimen from Lyon located in this collection is conspecific with *M. apicalis* (MUONA 1979), which is now a junior synonym of *M. filiformis* (NIKITSKY et al. 1998). MUONA (1979) suggested that "the name *Meotica capitalis* should not be used any more, as its identity can no longer be determined". Such an appeal, however, is taxonomically meaningless; the name is currently listed as a nomen dubium in the Palaearctic Catalogue (SCHÜLKE & SMETANA 2015). We conclude that the original type material is conspecific with the non-type specimen from Lyon, which, according to MUONA (1979), belongs to *M. apicalis*. It follows that *M. capitalis* is a junior synonym of *M. filiformis* and *Cryptusa* a junior synonym of *Meotica*.

In the description of *M. orbicularis*, which is based on a unique specimen from "Carlshafen (Weser)", BENICK (1953) tentatively sexed the holotype as a female. The specimen is in fact a male and conspecific with *M. filiformis*.

The original description of *M. apicalis* is based on "Typen" from "Geesthacht Oberelbe" and "Birket b. München", as well as on additional material from "Burgenland: Zurndorf, Wolftratshausen und Grünwald Geramis (Tirol), Schleißheim b. München, Rheinprovinz (Hild. Heide), Schellbruch b. Lübeck, Schönberg, Mecklenburg" and "Kärnten" (BENICK 1953). The examined syntypes confirm that the previously established synonymy with *M. filiformis* is correct.

Meotica hoelzeli was described based on "ein Pärchen" from "Windisch-Bühel, Steiermark" (BENICK 1953). The examined male is designated as the lectotype and conspecific with *M. filiformis*.

Meotica clavata was described based on "ein Pärchen" from "Kongsvinger in [sic] nördlichen Norwegen" (BENICK 1953). The examined male is designated as the lectotype and conspecific with *M. filiformis*.

The original description of *M. ermischii* is based on a unique female collected "bei Düsseldorf in [sic] Meerer Busch" (BENICK 1953). The holotype is conspecific with *M. filiformis*.

In the description of *M. foveolata*, which is based on a unique specimen from "Ammendorf", BENICK (1953) tentatively sexed the holotype as a male. The specimen is in fact a male and conspecific with *M. filiformis*.

In the original description of *M. globulosa* which is based on a unique specimen from "Thierburg in der Nähe Innsbrucks", BENICK (1953) erroneously sexed the holotype as a male. An examination of this specimen revealed that it is in fact a female and conspecific with *M. filiformis*.

Meotica fageli was described based on two syntypes from "Forêt de Soignes bei Quatre-Bras" which BENICK (1953) sexed as a male and a female and of which he retained the former. The syntype in the Benick collection was dissected prior to the present revision and the genitalia are missing. Nevertheless, based on external characters, the specimen is conspecific with *M. filiformis*.

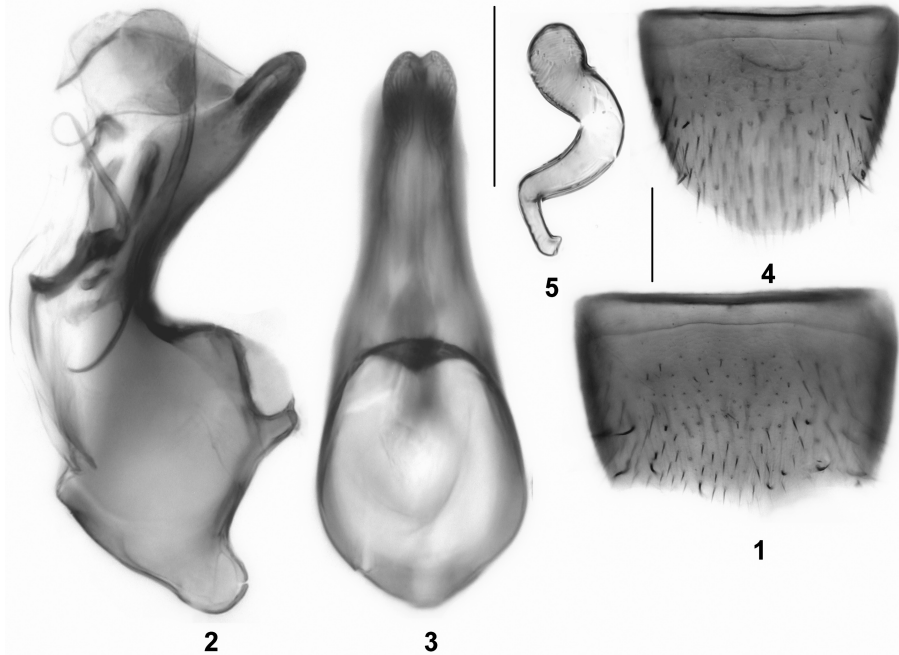
In the original description of *M. bohémica*, which is based on a unique specimen from "Bilichow, Bohemia", BENICK (1953) erroneously sexed the holotype as a female. An examination of this specimen confirmed the previously established synonymy.

D i a g n o s i s : Body usually dark-coloured.

♂: sternite VIII (Fig. 1) strongly transverse, with weakly convex posterior margin; median lobe of aedeagus (Figs 2-3) approximately 0.3 mm long and of distinctive shape; ventral process stout in lateral view; apical lobe of paramere blackish.

♀: posterior margin of sternite VIII strongly convex (Fig. 4); spermatheca of distinctive shape (Fig. 5).

C o n f i r m e d d i s t r i b u t i o n : Norway, Sweden, Finland, Denmark, British Isles, Spain, France, Belgium, Germany, Switzerland, Austria, Czech Republic, Ukraine.



Figs 1-5: *Meotica filiformis*: (1) male sternite VIII; (2-3) median lobe of aedeagus in lateral and in ventral view; (4) female sternite VIII; (5) spermatheca. Scale bars: 0.1 mm.

***Meotica exilis* (GRAVENHORST, 1806) (Figs 6-17)**

Aleochara exilis GRAVENHORST, 1806: 153; lectotype designation by MUONA (1991).

Homalota pusilla MULSANT & REY, 1852: 154.

Meotica parilis MULSANT & REY, 1873: 175; lectotype designation and synonymy by MUONA (1979).

Meotica misera MULSANT & REY, 1873: 176; lectotype designation and synonymy by MUONA (1979).

Meotica immixta MULSANT & REY, 1875a: 77; synonymy by MUONA (1991).

Meotica interposita MULSANT & REY, 1875a: 77; synonymy by MUONA (1991).

Meotica exiliformis JOY, 1915: 277; synonymy by BENICK (1968); lectotype designation by MUONA (1991).

Meotica lubecensis BENICK, 1953: 63; synonymy with *M. exilis* by VOGEL (1991).

Meotica simillima BENICK, 1953: 73; **nov.syn.**

Meotica linkeiana SCHEERPELTZ, in litt.: see MUONA (1991).

Type material examined: *M. simillima*: Lectotype ♂, present designation: "♂ / Keerbergen (Zeep) sphagnum, 8-3-1950, G. Fagel / *Meotica simillima* ♂ G. Bck Typus / Coll. G. Benick / *Meotica exilis* det. J. Vogel / Lectotypus ♂ *Meotica simillima* Benick, desig. V. Assing 2018 / *Meotica exilis* (Gravenhorst), det. V. Assing 2018" (MHNG). Paralectotype ♂ [median lobe of aedeagus missing]: same data as lectotype (MHNG).

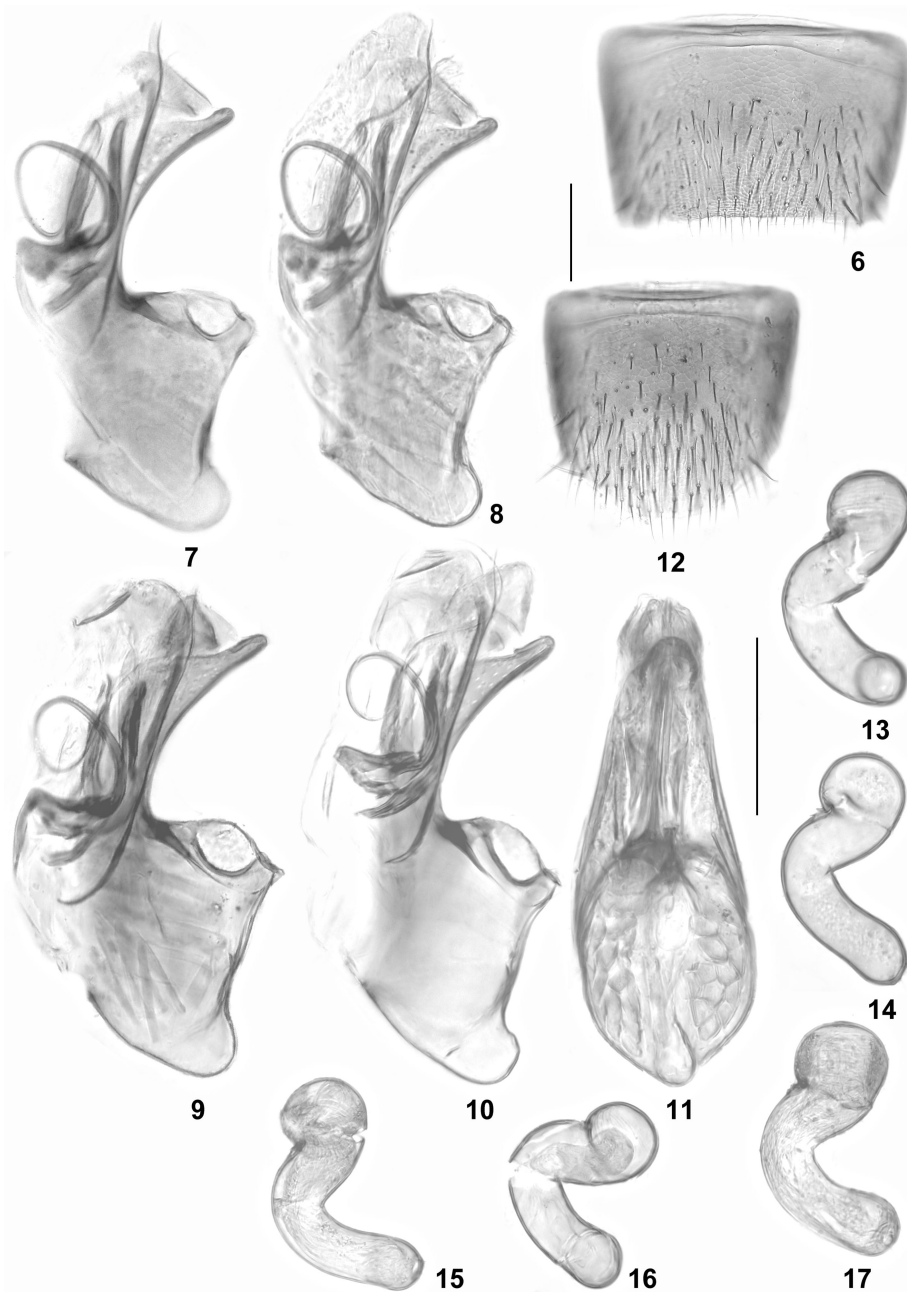
Additional material examined: **SWEDEN**: 1♀, Ystad env., Sövde, 2.I.1984, leg. Assing (cAss). **PORTUGAL**: 1♂, 3♀♀, Algarve, Serra de Monchique, Portela Viuva env., 20-21.II.1999, leg. Meybohm (cAss); 1♂, 1♀, Serra de Monchique, N Foia, 850 m, 18.II.1999, leg. Meybohm (cAss); 2♂♂, 3♀♀, Serra de Montezinho, Montezinho, 41°56'N, 6°46'W, 1030 m, 21.III.2002, leg. Meybohm (cAss); 1♂, 1♀, Serra de Montezinho, Rio Sabor, 41°54'N, 6°48'W, 970 m, margin of meadow, sifted, 21.III.2002, leg. Meybohm (cAss); 2♂♂, 2♀♀, Serra do Geres, Portela de Leote, 41°46'N, 8°09'W, 860 m, 22.III.2002, leg. Meybohm (cAss); 1♂, Serra da Estrela, Manteigas, 1650 m, 16.IV.1960, leg. Besuchet (cVog); 1♂, Guarda, Manteigas env., Penhas Douradas, 1600 m, 17.IV.1960, leg. Besuchet (MHNG). **SPAIN**: 1♂, León, Molinaferrera, Sierra de Cabrera (cVog). **FRANCE**: m a i n l a n d : 1♂, 2♀♀, Bourget, V.1960, leg. Ochs (MHNG); 1♂, N Nice, Launes river, IV.1951, leg. Ochs (MHNG); 1♂, Fréjus env., Argens river, 26.V.1956, leg. Ochs (MHNG); 1♀, Nice env., Vesubie river, 26.V.1941, leg. Ochs (MHNG); 1♂, Vesubie, VI.1951, leg. Ochs (cVog); 1♂, 1♀, Hautes-Alpes, Aspres-sur-Buëch, 3.X.1966, leg. Comellini (cVog); 1 ex., Haute-Savoie, La Vernaz, 1100 m, 1985, leg. Besuchet (MHNG); 1♂, N Nice, Loup river, X.1953, leg. Ochs (cVog); 1♂, Occitanie, Lozère, Villefort, 8.IV.1980, leg. Löbl (cVog); 2♂♂, 3♀♀, SW Bordeaux, Gazinet, 17.III.1935, leg. Tempère (MHNG). **C o r s i c a** : 2♀♀, 2 exs., Sabara env., Castiglione, grotte, 21.X.1987 (cTro); 1♂, 1♀, Corse, Forêt de Valdo Niello, 3.VI.1987, leg. Tronquet (cTro); 1♂, St.-Andréa-di-Cotone, 42°19'N, 9°27'E, 450 m, 7.X.1984 (cTro); 1♂, Haute-Corse, SE Serra-di-Fiumorbo, W Piediquarcio, Monte Cuchero, 41°58'N, 9°19'E, 350 m (cTro); 1♂, Poggio-d'Oletta, 6.VII.1974, leg. Löbl (MHNG); 1♀, Omessa, 8.VII.1974, leg. Löbl (MHNG); 3♂♂, 5♀♀, Ostriconi beach, 15.VII.1976, leg. Löbl (MHNG); 5♂♂, 4♀♀, Ostriconi beach, 19.VII.1978, leg. Löbl (MHNG). **GERMANY**: numerous specimens from numerous localities. **POLAND**: 1 ex., Pomorskie (SMNG). **SWITZERLAND**: 1 ex., Bern, Seeland, 1988, leg. Besuchet (MHNG); 1 ex., Genf, Meyrin (Mategnin), 1984, leg. Besuchet (MHNG); 1 ex., Glarus, Elm, 1300 m, leg. Besuchet (MHNG); 1 ex., Neuenburg, Vaumarcus, 1984, leg. Besuchet (cMHNG); 1 ex., St.Gallen, Oberuzwil, 1987, leg. Besuchet (MHNG); 1 ex., Ticino, Ligornetto-Genestrerio, 1987, leg. Besuchet (MHNG); 1 ex., Ticino, Muzzano (Lago di Muzzano), 1987, leg. Besuchet (MHNG); 1 ex., Thurgau, Riedt (Erlen), 1984, leg. Besuchet (MHNG); 1♀, Vaud, Boussens, III.1951, leg. Ochs (MHNG); 1♂, Vaud, Yverdon-les-Bains, 10.III.1994, leg. Kiener (cVog); 1♂, 1♀, Valais, Siders, Forêt de Finges, 17.IV.1987, leg. Besuchet (cVog); 1♀, Ticino, Bioggio, 9.VIII.1990, leg. Besuchet (cVog). **AUSTRIA**: 1♀, Vorarlberg, Schlins, 5.IV.1990, leg. Brandstetter (cVog); 3 exs., Tirol, Innsbruck, Viller Moor, 25.IV.1959, leg. Pechlaner (TLMF); 2 exs., Innsbruck, Schweinsbrücker Mühle, 10.IV.1955, leg. Pechlaner (TLMF); 1 ex., Tirol, Karwendel, Hinterautal, 1075 m, 7.V.1992, leg. Kahlen (TLMF); 1 ex., Tirol, Karwendel, Rißtal, 950 m, 22.VII.1995, leg. Kahlen (TLMF); 1♀, Niederösterreich, Erbreichsdorf, 16.X.1941, leg. Franz (MHNG); 4 exs., Steiermark, Graz env., 17.II.1992, leg. Kreissl (cVog); 1♀, Burgenland, Zurndorf, leg. Franz (MHNG); 4 exs., Burgenland, Weiden am See, 12.VI.1993, leg. Kahlen (TLMF). **SLOVAKIA**: 1♂, Banská Bystrica (cVog). **HUNGARY**: 59 exs., Neusiedler See (MHNG); 1♀, Bugac National Park, grassland, pitfall trap, 16.VI.1982, leg. Galle (cAss); 6 exs., Balatonyörök, 25.V.1995, leg. Sieber (cVog). **ITALY**: T r e n t i n o - A l t o A d i g e : 19 exs., Bolzano, Lago Caldaro, 14.III.1971, 23.VII.1973, 25.XI.1978, 8.XII.1980, 5.I.1986, all leg. Kahlen (TLMF, MHNG); 1 ex., Bolzano, Gries-San Quirino, 17.V.1956, leg. Peez (TLMF); 50 exs., Bressanone, 13.XI.1947, 18.IV.1953, 4.XI. & 3.XII. & 16.XII.1954, 16.X. & 20.XI.1955, 17.III. & 20.IV.1956, 24.VI., 25.IX. & 19.XI.1957, 20.III., 29.X. & 1.XII.1958, 18.II. & 24.VII.1959, 21.IV.1962, all leg. Peez (TLMF); 2♀♀, Bressanone, floodplain of Eisack river, 8.II.1976, leg. Kahlen (TLMF, cVog); 3 ex., Merano, Lago di Monticolo, "Burgstaller Aue", 23.XI.1990, leg. Kahlen (TLMF); 3 exs., Merano, "Falschauer Aue", 2.III.1991, leg. Kahlen (TLMF). L o m b a r d i a : 1♀, Monte Pagano, leg. Paganetti (MHNG). P i e m o n t e : 1♂, B. Conchette, Cerano (NO), 100 m, mixed forest, 24.II.2005, leg. Chersi (cAss). T o s c a n a : 1♂, Lucca, Lago Massaciuccoli, III.1971,

leg. Rosa (cVog); 1♂, 3♀♀, Pisa, San Rossore, 25.V.2008, leg. Magrini (cAss); 5♂♂, Alpi Apuane, 300 m, 10.III.1989, leg. Poggi (cAss). **P u g l i a**: 1♂, 3♀♀, Foresta Umbra, Falascone, beech forest, 10.VII.1991, leg. Angelini (cAss); 1♀, Monte Gargano, 2.V.1907, leg. Hill (cVog); 2♀♀, Monte Gargano (cVog). **C a m p a n i a**: 1♀, Valle della Lucania (MHNG). **CROATIA**: 1♂, 1♀, Istria, Učka, Monte Maggiore, leg. Winkler (MHNG); 1♀, 7 km E Senj, 1 km S Vratnik, forest litter, 5.VIII.1999, leg. Schuh (cAss); 1♀, Opatija, 19.VIII.1977 (cVog). **BOSNIA-HERZEGOVINA**: 1♀, Jablanica, leg. Winkler (MHNG); 1♀ Kraljeva-Sutesca-Zadoici, car-net, 5.V.1990, leg. Wunderle (cWun). **GREECE**: 1♂, Ipiros, Thesprotia, road Morfio-Margariti, Pirgi env., Kalodiki swamp, swept from vegetation, 7.VI.1999, leg. Brachat (cAss); 4♂♂, Makedhonia, Pieria Ori, above Skotina, 40°12'N, 22°10-11'E, 900-1000 m, 9.IV.1998, leg. Assing & Wunderle (cAss, cWun); 3♂♂, 1♀, same data, but 650 m, leg. Wunderle (cWun, cAss); 5♂♂, 1♀, Thessalia, NE Ossa Oros, Stomio, 40°00'N, 22°43'E, floodplain forest, 3.IV.1998, leg. Assing (cAss). **TURKEY**: 1♂, Denizli, ca. 60 km E Muğla, S Kale, 37°26'N, 28°53'E, 1280 m, N-slope, stony limestone pasture, under stones and sifted, 11.IV.2006, leg. Wunderle (cAss); 1♀, Göynük near Kemer, 14.V.2009, leg. Sieber (cVog); 1♂, Artvin, 5 km E Hopa, 10.VI.1986, leg. Besuchet et Löbl (cVog). **UKRAINE**: 1♂, Odessa obl., Berezovka env., Berezovskiy forest, saline soil, 1.V.2017, leg. Gontarenko (cGon). **RUSSIA**: 2♂♂, West Caucasus, 4 km NNW Krasnaya Polyana, Atchishkho Mt., 43°42'N, 40°11'E, 1000 m, chestnut forest with beech and maple, leaf litter and bark sifted, 18.VII.2011, leg. Assing (cAss). **GEORGIA**: 1♀, Imereti, NW Rikoti pass, 42°03'N, 43°29'E, 950 m, 14.V.2016, leg. Brachat & Meybohm (cAss); 1♂, Imereti, Baghdati, 42°01'N, 42°49'E, 290 m, 18.V.2018, leg. Brachat & Meybohm (cAss); 1♀, Samtskhe-Javakheti, N Abastumani, 41°46'N, 42°50'E, 1370 m, 15.V.2016, leg. Brachat & Meybohm (cAss); 1♀, Racha, 10 km W Lentekhi, 42°48'N, 42°38'E, 1100 m, 20.V.2016, leg. Brachat & Meybohm (cAss); 1♀, Racha, S Lailashi, 42°36'N, 42°51'E, 520 m, 21.V.2016, leg. Brachat & Meybohm (cAss); 1♂, 1♀, Adjara, Danisparauli, 41°38'N, 42°30'E, 1790 m, 21.VI.2017, leg. Brachat & Meybohm (cAss); 2♀♀, Adjara, Shavsheti Range, SE Batumi, Machakhela National Park, 41°31'N, 41°49'E, 170 m, forest margin with ash, walnut, hazelnut, chestnut, and rhododendron, litter sifted, 17.VII.2019, leg. Assing (cAss); 1♀, Adjara, Shavsheti Range, SE Batumi, Machakhela National Park, 41°29'N, 41°52'E, 700 m, stream valley with alder and rhododendron, litter sifted, 17.VII.2019, leg. Assing (cAss); 1♀, Adjara, Meskheti Range, NE Batumi, Mtirala National Park, 41°50'N, 41°52'E, 300 m, deciduous forest with predominant alder, chestnut, and rhododendron, soil washing, 18.VII.2019, leg. Assing (cAss); 1♂, 3♀♀, Guria, NE Bakhmaro, 41°54'N, 42°23'E, 1080 m, pasture with alder and streams, 15.V.2019, leg. Brachat & Meybohm (cAss); 1♀, Guria, Kvaghba-Zoti, 41°54'N, 42°26'E, 680 m, stream valley with water fall and with deciduous forest, litter sifted and soil-washing, 16.V.2019, leg. Brachat & Meybohm (cAss); 1♀, Guria, Kvaghba-Zoti, 41°55'N, 42°24'E, 530 m, flood plain forest (alder), litter sifted, 16.V.2019, leg. Brachat & Meybohm (cAss); 1♀, Imereti, Meskheti Range, S Sairme, 41°52'N, 42°48'E, 1670 m, stream valley with predominant alder, ash, and Tussilago and fern undergrowth, soil washing, 23.VII.2019, leg. Assing (cAss); 1♀, Racha, Likheta, 42°06'N, 43°14'E, 800 m, 27.V.2018, leg. Brachat & Meybohm (cAss); 1♂, Svaneti, NW Lentekhi, 42°48'N, 42°41'E, 1240 m, 2.VII.2017, leg. Brachat & Meybohm (cAss). **ARMENIA**: 1♀, S Spitak, 40°46'N, 44°16'E, 2000 m, deforested stream valley, bank of small stream, roots and moss sifted, 7.VII.2017, leg. Assing (cAss).

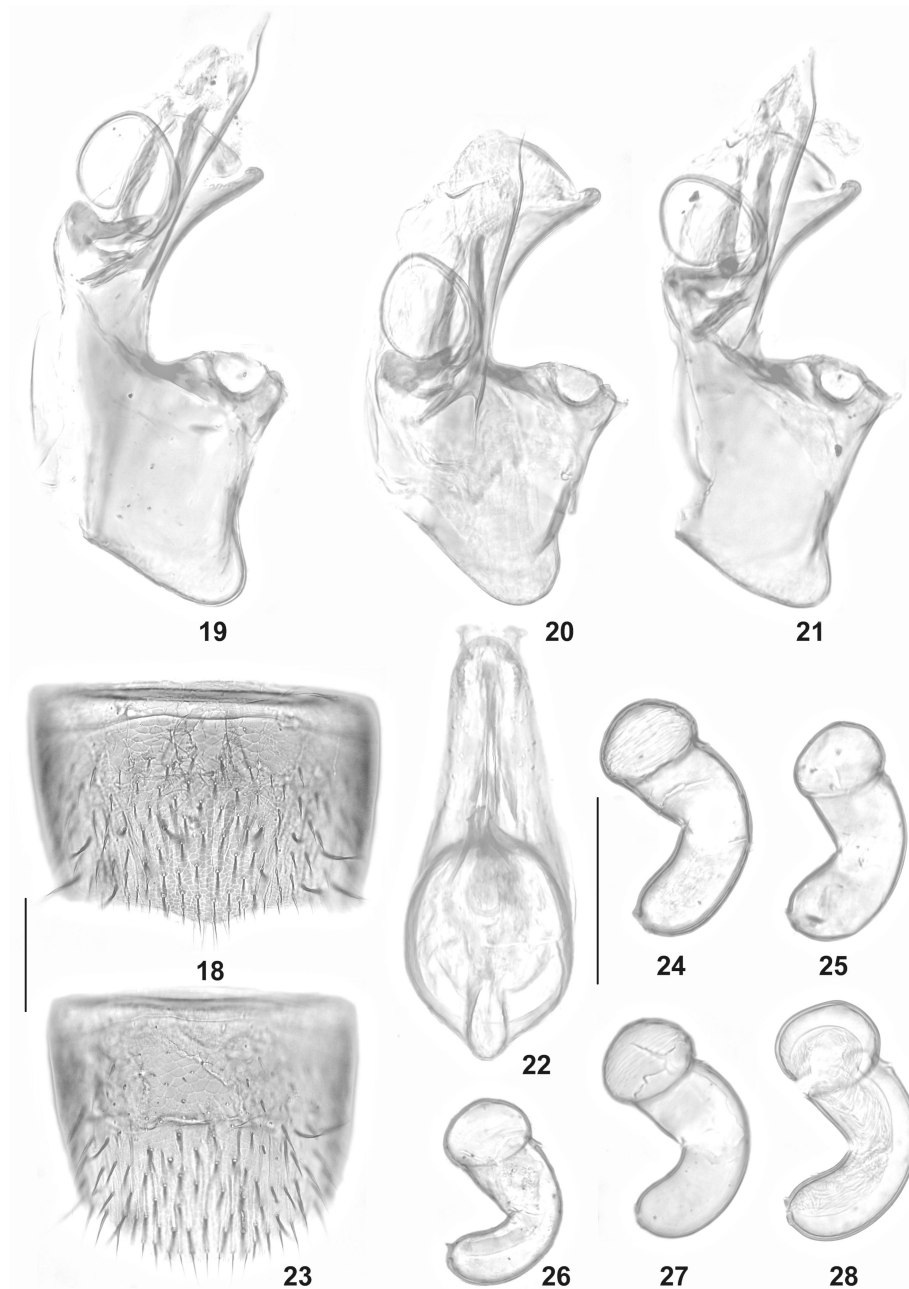
C o m m e n t: The original description of *M. simillima* is based on three syntypes from "Keerbergen (Zeept, Belgien)" (BENICK 1953). Both examined syntypes had been dissected prior to the present study. The median lobe of the aedeagus of one of them is missing. The male with an aedeagus attached to the pin is designated as the lectotype. The specimen is conspecific with *M. exilis*.

D i a g n o s i s: ♂: sternite VIII (Fig. 6) strongly transverse, posterior margin truncate or very weakly convex; median lobe of aedeagus approximately 0.25 mm long and shaped as in Figs 7-11; apical lobe of paramere blackish.

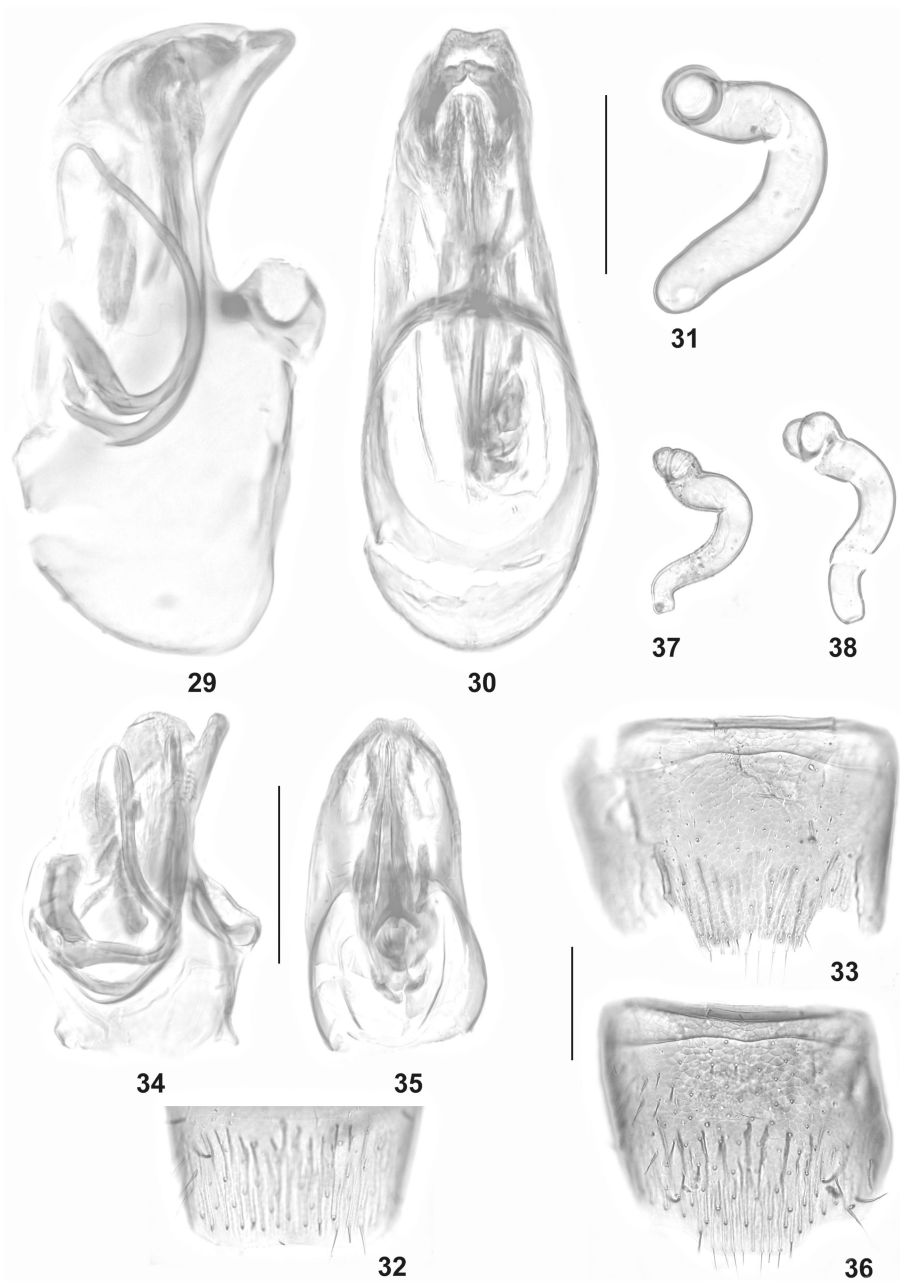
♀: posterior margin of sternite VIII strongly convex (Fig. 12); spermatheca of distinctive shape (Figs 13-17).



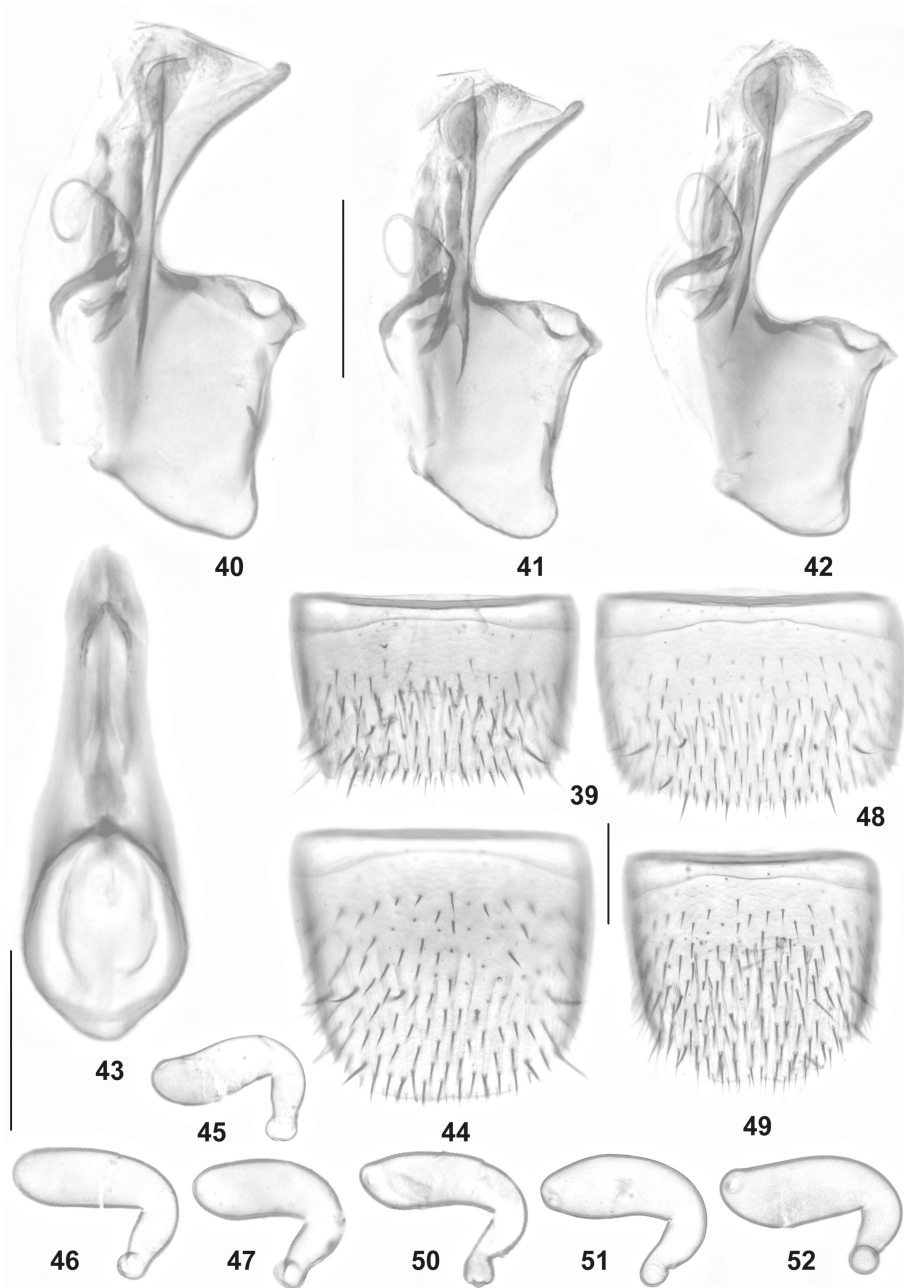
Figs 6-17: *Meotica exilis*: (6) male sternite VIII; (7-11) median lobe of aedeagus in lateral and in ventral view of males from Germany (7), Portugal (8), Russia (9), and Georgia (10-11); (12) female sternite VIII; (13-17) spermatheca of females from Germany (13-14), Armenia (15), Hungary (16), and Italy (17). Scale bars: 0.1 mm.



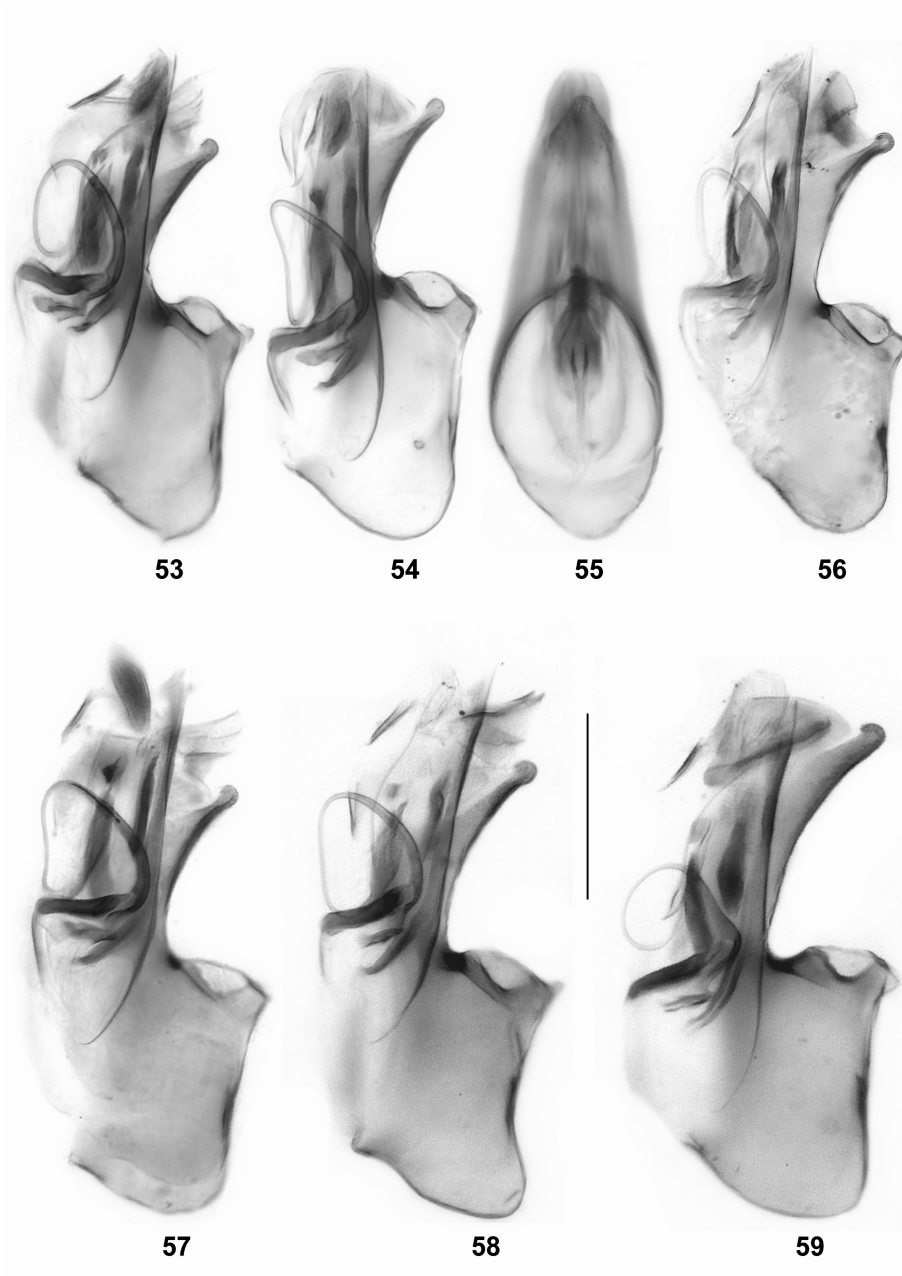
Figs 18-28: *Meotica exillima* (North Germany): (18) male sternite VIII; (19-22) median lobe of aedeagus in lateral and in ventral view; (23) female sternite VIII; (24-28) spermatheca. Scale bars: 0.1 mm.



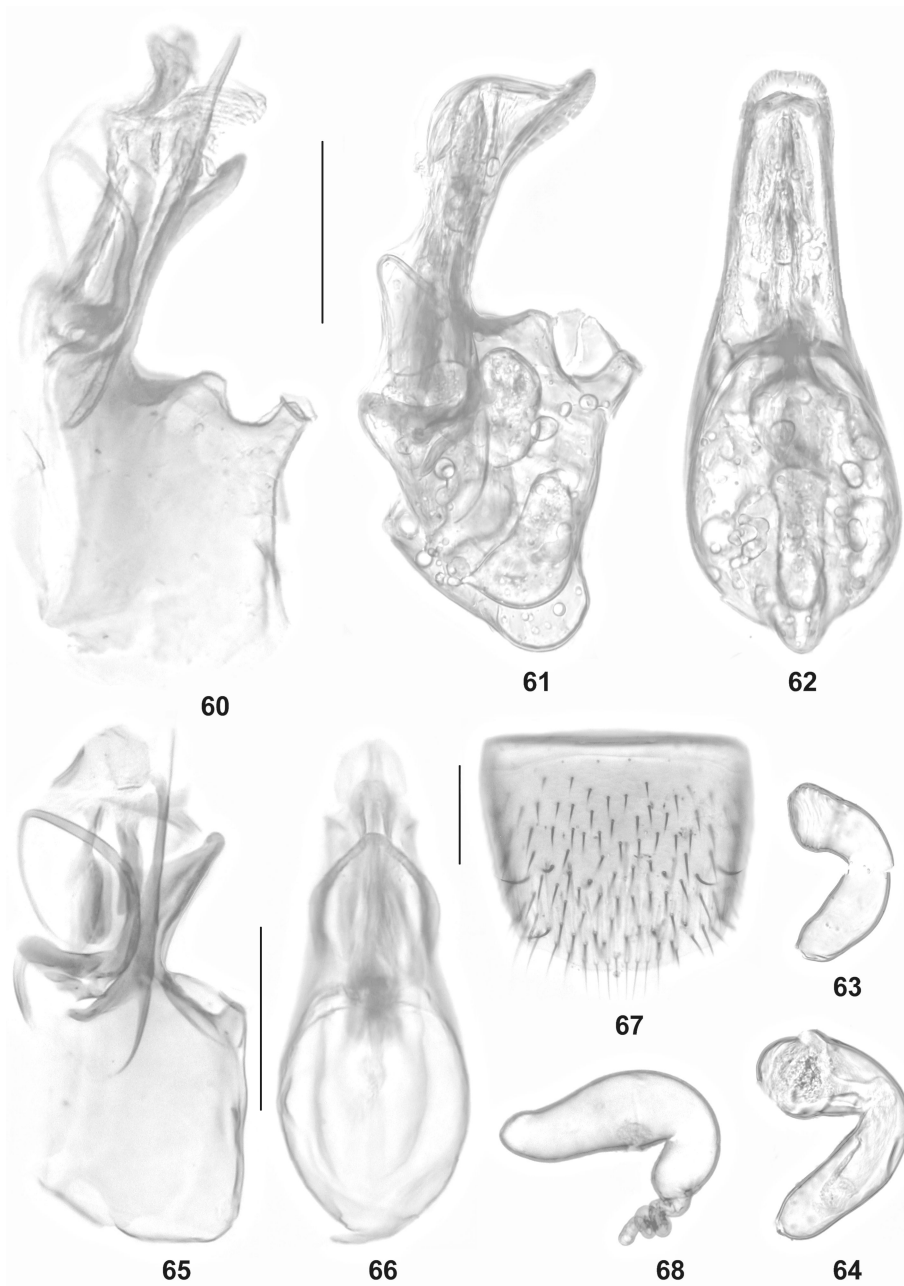
Figs 29-38: *Meotica pallens* (29-31) and *M. filaria* (32-38) 32-35: lectotype; 36-37: paralectotype; 38: syntype of *M. meridiogallica*: (29-30, 34-35) median lobe of aedeagus in lateral and in ventral view; (31, 37-38) spermatheca; (32) posterior portion of male tergite VIII; (33) male sternite VIII; (36) female sternite VIII. Scale bars: 0.1 mm.



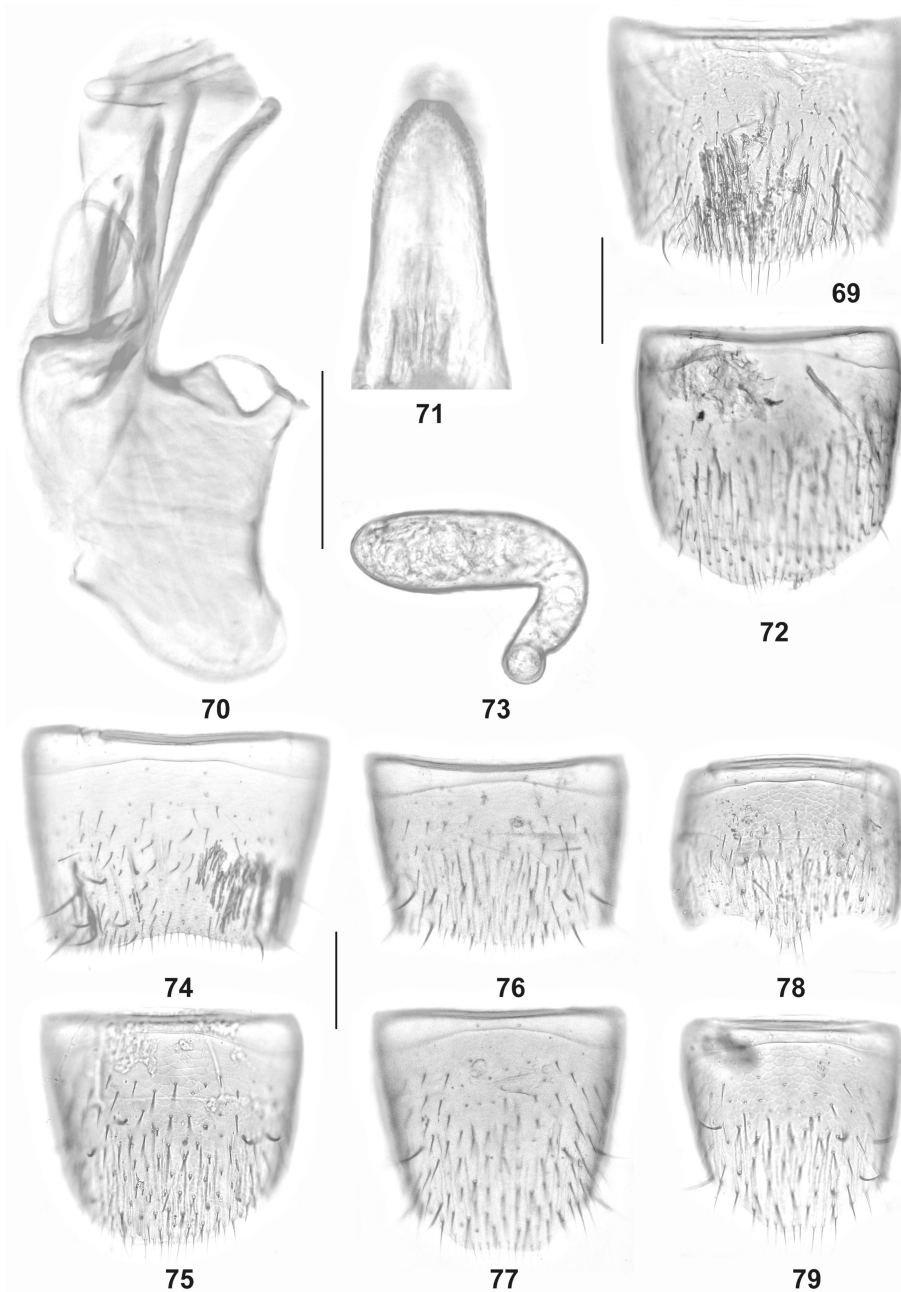
Figs 39-52: *Meotica parasita* (39-47), *M. moczarskii* (48-51; 48: lectotype; 49-50: paralectotype), and *M. wunderlei* (52): (39, 48) male sternite VIII; (40-43) median lobe of aedeagus in lateral and in ventral view; (44, 49) female sternite VIII (45-47, 50-52); spermatheca. Scale bars: 0.1 mm.



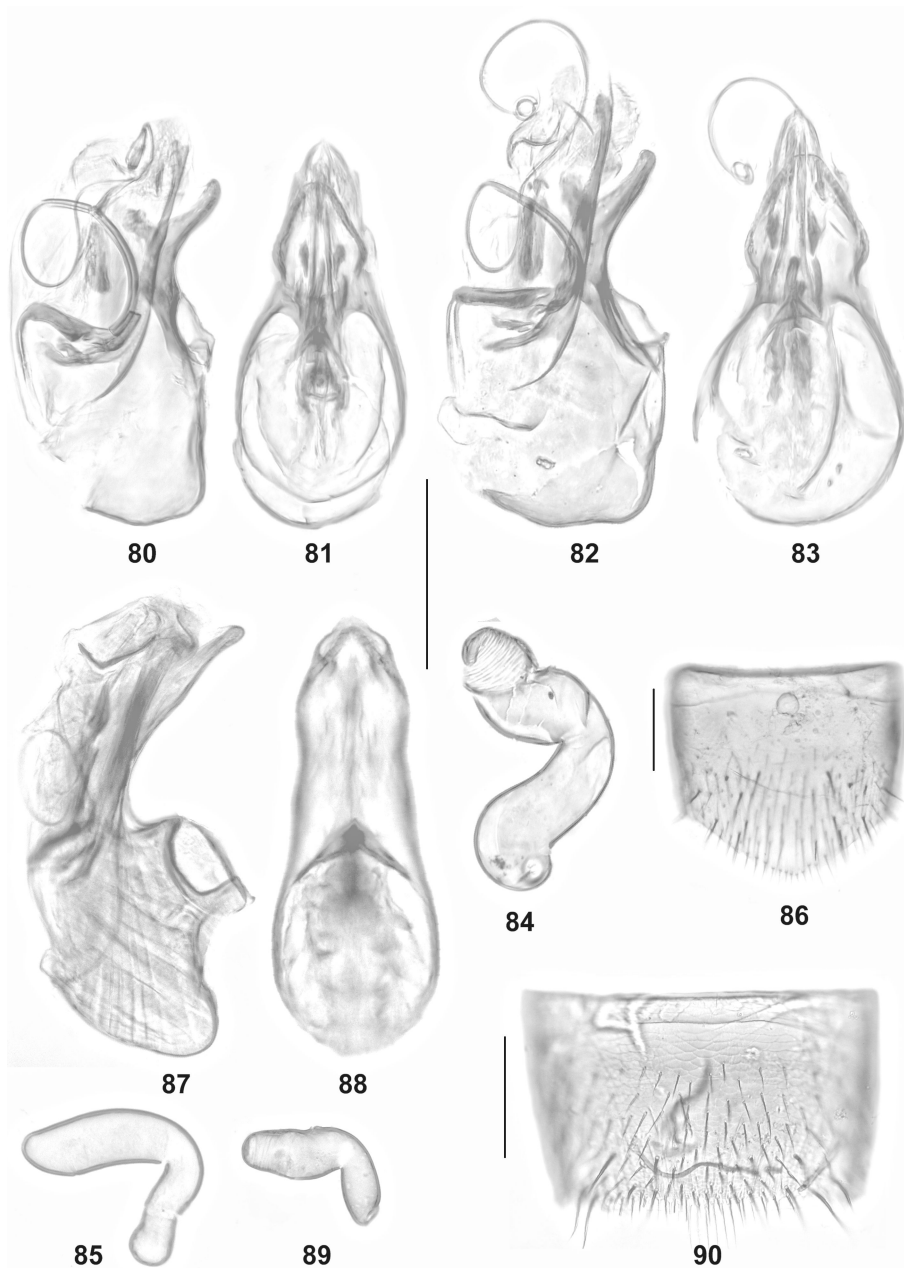
Figs 53-59: *Meotica moczarskii* (53-58; 53: lectotype; 54-55: paralectotype; 56: North Germany; 57: Morocco; 58: Turkey) and *M. wunderlei* (59): median lobe of aedeagus in lateral and in ventral view. Scale bar: 0.1 mm.



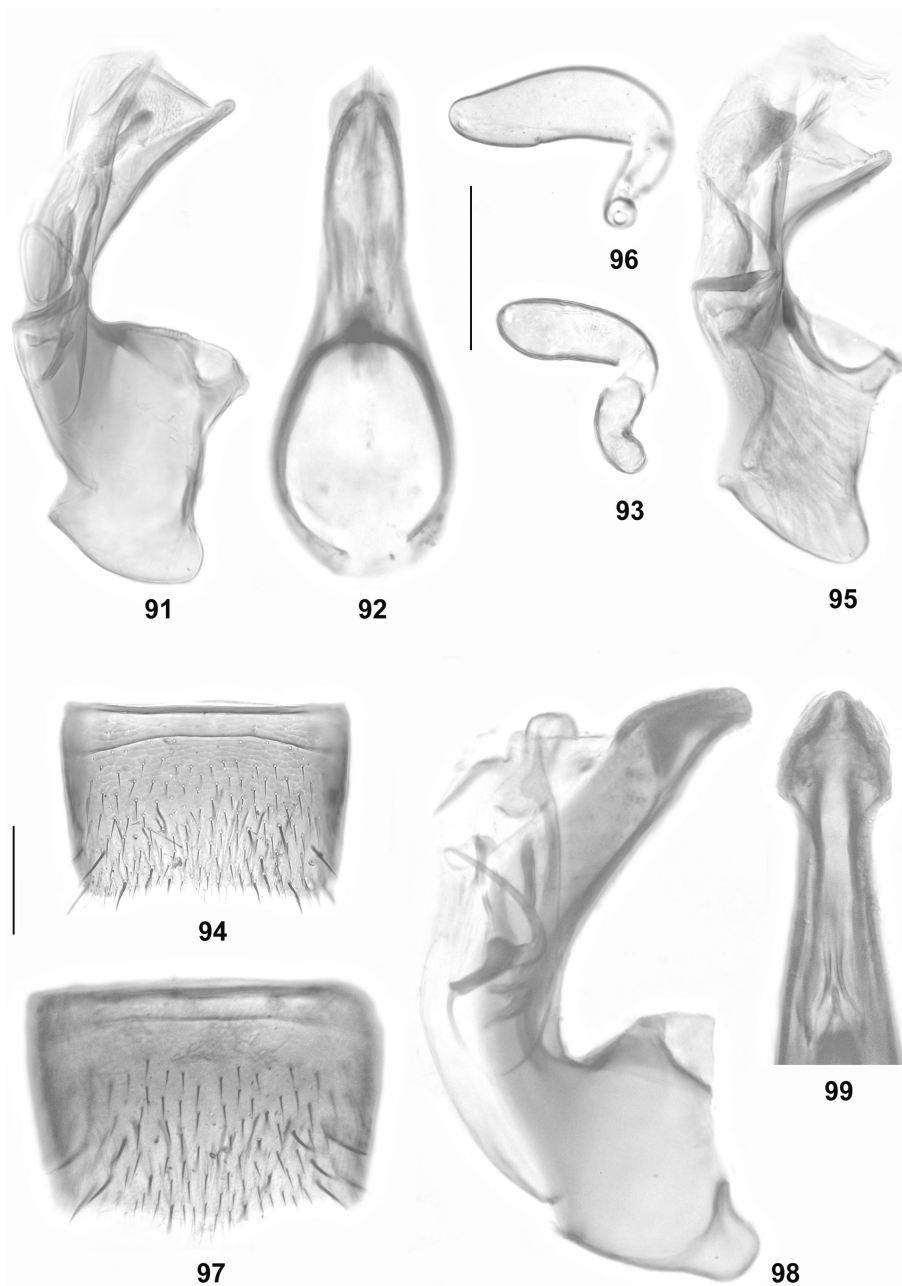
Figs 60-68: *Meotica ochsi* (60-64; 60: lectotype; 63: paralectotype; 61-62, 64: Provence) and *M. smetanai* (65-68): (60-62, 65-66) median lobe of aedeagus in lateral and in ventral view; (63-64, 68) spermatheca; (67) female sternite VIII. Scale bars: 0.1 mm.



Figs 69-79: *Meotica andujari* (69-73), *M. ochsi* (74-75), *M. wunderlei* (76-77), and *M. normandi* (78-79): (69, 74, 76, 78) male sternite VIII; (70) median lobe of aedeagus in lateral view; (71) apical portion of median lobe in ventral view; (72, 75, 77, 79) female sternite VIII; (73) spermatheca. Scale bars: 0.1 mm.



Figs 80-90: *Meotica normandi* (80-84; 80-81: lectotype), *M. arasensis* (85), *M. caucasica* (86-89), and *M. subnigra* (90): (80-83, 87-88) median lobe of aedeagus in lateral and in ventral view; (84-85, 89) spermatheca; (86, 90) male sternite VIII. Scale bars: 0.1 mm.



Figs 91-99: *Meotica subnigra* (91-93)), *M. trunata* (94-96), and *M. hamata* (97-99): (91-92, 95, 98) median lobe of aedeagus in lateral and in ventral view; (93, 96) spermatheca; (94, 97) male sternite VIII; (99) apical portion of median lobe of aedeagus in ventral view. Scale bars: 0.1 mm.

Confirmed distribution: Norway, Sweden, Finland, Denmark, British Isles, Portugal, Spain, France, Belgium, Germany, Poland, Switzerland, Austria, Slovakia, Czech Republic, Italy, Hungary, Croatia, Bosnia-Herzegovina, Greece, Turkey, Ukraine, Russia (South European territory), Georgia, Armenia; North America (adventive).

***Meotica exillima* SHARP, 1915 (Figs 18-28)**

Meotica exillima SHARP, 1915: 215; lectotype designation by MUONA (1991).

Type material examined: Lectotype ♂: "Syntype / *H. exillima* / New Forest, ix.1914, M. A. Sharp / D. Sharp Coll. B.M. 1932-166 / Lectotype" (BMNH).

Additional material examined: **SPAIN:** 1♀, Pontevedra, Montes del Testeiro, 800-900 m, leg. Franz (cVog). **FRANCE:** 1♀, Lozère, 2 km S Villefort, 8.IV.1980, leg. Löbl (MHNG). **GERMANY:** **Niedersachsen:** 1♀, N Hannover, Bissendorfer Moor, 22.X.1988, leg. Assing (cAss); 1♀, NW Hannover, Helstorfer Reiterheide, heathland, soil extraction, XII.1981, leg. Melber (cAss); 1♂, Lüneburger Heider, Schneverdingen env., heathland, soil extraction, XII.1984, leg. Melber (cAss); 1♂, Lüneburger Heider, Schneverdingen env., Tütsberg, sparsely vegetated heathland, pitfall trap, V.1994, leg. Melber (cAss); 1♂, Gifhorn env., NSG "Heiliger Hain", heathland, soil extraction, VII.1985, leg. Assing et al. (cAss); 2♀♀, same data, but VIII.1985 (cAss); 7♂♂, 4♀♀, same data, but IX.1985 (cAss); 2♂♂, 1♀, same data, but XII.1985 (cAss); 1♂, same data, but I.1986 (cAss); 1♂, 2♀♀, same data, but II.1986 (cAss); 1♂, 2♀♀, same data, but III.1986 (cAss); 4♂♂, 8♀♀ [5 with mature eggs in ovaries], same data, but IV.1986 (cAss); 2♂♂, 1♀, same data, but V.1986 (cAss); 4♂♂, 3♀♀, same data, but VI.1986 (cAss); 1♂, same data, but VII.1986 (cAss); 1♂, same data, but X.1986 (cAss); 1♂, 2♀♀, same data, but XII.1986 (cAss); 1♂, same data, but pitfall trap, V.1985 (cAss); 1♂, Gifhorn env., Wesendorf, *Talpa* nest, 14.IV.1984, leg. Assing (cAss). **Nordrhein-Westfalen:** 1♂, 1♀, Mönchengladbach, Gerkerath, 25.III.1989, leg. Wunderle (cVog); 1♂, 1♀, Wesel, NSG Schwarzes Wasser, 30 XII.1974, leg. Hozman (cVog).

Comment: The original description is based on numerous syntypes from "Angliamer." collected in "*Sphagnum* in the spring and autumn" (SHARP 1915). MUONA (1991) designated a lectotype.

Diagnosis: Wing-polymorphic species.

♂: sternite VIII (Fig. 18) strongly transverse, posterior margin obtusely produced in the middle; median lobe of aedeagus approximately 0.23-0.24 mm long and shaped as in Figs 19-22; apical lobe of paramere blackish.

♀: posterior margin of sternite VIII convex, in the middle truncate or weakly concave (Fig. 23); spermatheca comma-shaped, very stout and short (Figs 24-28).

Although very similar in external characters and in the morphology of the aedeagus to *M. exilis*, *M. exillima* is reliably distinguished by the shape of the male sternite VIII and by the much shorter and stouter spermatheca.

Confirmed distribution: South England, Spain, France, Germany. Note that, aside from the type material, MUONA (1991) had seen only a single specimen from North Germany.

Natural history: The type material from South England was collected from *Sphagnum*, where it "though local is by no means rare" (SHARP 1915). The material listed above was found in sandy *Calluna* heathlands, partly also in very sparsely vegetated plots, primarily by extracting soil. One specimen was collected in a bog and one was extracted from a mole nest. The ovaries of five dissected females collected in April contained mature eggs.

***Meotica pallens* (REDTENBACHER, 1849) (Figs 29-31)**

Homalota pallens REDTENBACHER, 1849: 662.

Sipalia filaria CASEY, 1911: 150.

Homalota indocilis HEER, 1839: 333.

Sipalia tenuis MULSANT & REY, 1875b: 194.

Meotica lohsei BENICK, 1953: 66 f.; synonymy by MUONA (1991) and VOGEL (1991).

Meotica hanseni BENICK, 1953: 64 f.; **nov.syn.**

Meotica hanseni SCHEERPELTZ, 1954a: 58; preoccupied; synonymy by MUONA (1991) and VOGEL (1991).

Meotica strandi SCHEERPELTZ, 1958: 207; synonymy by MUONA (1991).

Meotica titschjacki BENICK, 1962: 118; synonymy by VOGEL (1991).

Material examined: **NORWAY:** 1♀, 55 km N Oslo, Roa, 3.VI.1961, leg. Strand (cVog). **SWEDEN:** 1♀, SW Stockholm, Södertälje, 24.VII.1977, leg. Lundberg (cVog). **FRANCE:** 1♂, 2♀♀, Vosges, Lignéville, 6.IV.1926 (cVog). **GERMANY:** several records. **POLAND:** 1♀, Węgliniec (SMNG). **SWITZERLAND:** 1 ex., Vaud, Yverdon-les-Bains, 08.III.1966, leg. Comellini (MHNG). **AUSTRIA:** *Vorarlberg*: 1♂, W Bregenz, shore of Bodensee, Speicherwiesen, 14.V.1999, leg. Assing (cAss); 1♂, Höchst, NSG Rohrspitz, 25.X.1993, leg. Kapp (cVog); 1♂, Rankweil, leg. Kapp (cVog); 1♀, Bregenz, Lochau, 16.V.1999, leg. Gollkowski (cVog). **CZECH REPUBLIC:** 1♀, Františkovy Lázně, Soos, 18.IX.1960, leg. Smetana (cVog); 1♀, Nový Bor env., Pihel, 13.IV.1979, leg. Sieber (cVog). **SLOVAKIA:** 1♀, Banská Bystrica, leg. Roubal (cVog). **HUNGARY:** 1♂, 2♀♀, Balatonyörök, 25.V.1995, leg. Sieber (cVog). **ITALY:** *Trentino-Alto Adige*: 7 exs., Bolzano, Gries-San Quirino, 17.V.1956, leg. Peez (TLMF); 3 exs., Bressanone, floodplain of Eisack river, 17.III.1953, 22.X.1955 & 10.IV.1956, leg. Peez (TLMF); 1 ex., Merano, "Burgstaller Aue", 24.XI.1990, leg. Kahlen (TLMF); 1♀, 14 km S Bolzano, Lago di Caldaro, 14.III.1971, leg. Kahlen (cVog). **BOSNIA-HERZEGOVINA:** 2♂♂, 4♀♀, Sarajevo env., Gromiljak, car-net, 6.V.1990, leg. Wunderle (cWun, cAss); 1♀ Kraljeva-Sutesca-Zadoici, car-net, 5.V.1990, leg. Wunderle (cWun). **TURKEY:** 1♀, Balıkesir, Kurucam Tepe, 39°42'N, 27°09'E, 710 m, 13.IV.2010, leg. Brachat & Meybohm (cAss); 3♀♀, Muğla, Gölgeği Dağları, 20 km NE Köyceğiz, 37°03'N, 28°49'E, 1690 m, 6.X.2002, leg. Assing (cAss); 1♀, Zonguldak, Ereğli, 15.V.1976, leg. Besuchet & Löbl (cVog); 1♀, Erzincan, Tercan, Euphrate, 1400 m, 6.VI.1986, leg. Besuchet & Löbl (cVog).

Comment: BENICK (1953) attributed *M. hanseni* to SCHEERPELTZ (1954), but in providing and publishing characters and a name prior to SCHEERPELTZ (1954) he unintentionally made the name available, rendering *M. hanseni* SCHEERPELTZ, 1954 a junior primary homonym. It is an open question, however, whether the material cited by BENICK (1953) or that mentioned by SCHEERPELTZ (1954) should be considered the type material of *M. hanseni* BENICK, 1953. In any case, since the type material of *M. hanseni* SCHEERPELTZ, 1954 is conspecific with *M. pallens* (MUONA 1991, VOGEL 1991) and BENICK (1953) regarded the material listed in his description as conspecific with that examined by SCHEERPELTZ (1954), it follows that both of the names made available by Benick and Scheerpeltz refer to the same species and are junior synonyms of *M. pallens*.

Diagnosis: Wing-dimorphic species.

♂: sternite VIII weakly transverse, approximately as long as tergite VIII, posterior margin truncate or weakly concave; median lobe of aedeagus relatively large, approximately 0.35 mm long and shaped as in Figs 29-30; apical lobe of paramere blackish.

♀: posterior margin of sternite VIII convex; spermatheca relatively long and of distinctive shape (Fig. 31).

Confirmed distribution: Norway, Sweden, Finland, Denmark, Great Britain, France, Germany, Poland, Czech Republic, Slovakia, Switzerland, Austria, Hungary, Italy, Bosnia-Herzegovina, Turkey; North America.

***Meotica filaria* (FAUVEL, 1898) (Figs 32-38)**

Atheta filaria FAUVEL, 1898: 103.

Meotica meridiogallica SCHEERPELTZ, 1954a: 154; **nov.syn.**

Type material examined: *Atheta filaria*: Lectotype ♂, present designation: "Porto Vecchio / Coll. et det. A. Fauvel, *Meotica filaria* FvL., R.I.Sc.N.B. 17.479 / Syntype / Lectotypus ♂ *Atheta filaria* Fauvel, desig. V. Assing 2018 / *Meotica filaria* (Fauvel), det. V. Assing 2018" (IRSNB). **Paralectotypes**: 3 ♀♀: same data as lectotype (IRSNB); 1 ♂, 1 ♀ [dissected by R. Pace]: same data, but with additional label "vidit R. Pace 1982" (IRSNB); 1 ♀ [dissected by R. Pace]: "Hyères / Coll. et det. A. Fauvel, *Meotica filaria* FvL., R.I.Sc.N.B. 17.479 / Syntype / vidit R. Pace 1982" (IRSNB).

Meotica meridiogallica: **Syntypes**: 1 ♂ [damaged, dissected by R. Pace], 1 ♀ [without forebody; attached to the same pin]: "♂ / Béziers, El Puel / ex coll. Scheerpeltz / Typus *Meotica meridiogallica* O. Scheerpeltz / *Meotica meridiogallica* m. / vidit R. Pace 1982 / *Meotica pallens* (Redtenbacher), det. V. Assing 2017" (NHMW); 1 ♂ [damaged, dissected by R. Pace]: same data (NHMW); 1 ex. [dissected prior to present study; heavily damaged; genitalia and part of abdomen missing]: same data, but "Cotypus" (NHMW); 1 ex. [dissected prior to present study; damaged; genitalia missing]: same data (NHMW).

Additional material examined: **SPAIN**: 2 ♀♀, Tarragona, Aldover, 28.IX.1966, leg. Comellini (cVog). **FRANCE**: 3 ♀♀, Pyrénées-Orientales, Salse, 8.VI.1964, leg. Comellini (MHNG); 1 ♂, 1 ♀, Camargue, Albaron, Arles, 3.IV.1926, leg. Théron (cVog); 1 ♀, Villeneuve-lès-Avignon, Rhône, 19.IV.1964, leg. Comellini (MHNG); 7 exs., La Garde, IV. & XII.1957, leg. Ochs (MHNG); 7 exs., Hyères, XII.1959, leg. Ochs (MHNG); 2 ♂♂, 1 ♀, Var, Fréjus env., Argens river, III.1956 & XII.1958, leg. Ochs (MHNG, cVog); 1 ♂, Var, Cannes env., Siagne river, XI.1951, leg. Ochs (cVog); 1 ♂, Nice env., Var river, XII.1957, leg. Ochs (MHNG). **AUSTRIA**: 1 ♂, Niederösterreich, Bruck, oak litter, leg. Bernhauer (cVog). **ITALY**: 1 ♂, Sardegna, Oristano, Laconi, 5.XI.2013, leg. Fancello (cTro).

Comment: *Atheta filaria* was originally described based on an unspecified number of syntypes from "Province d'Oran: Tiaret. - Espagne: Pozuelo de Calatrava ! - Corse: Porto-Vecchio, Bastia! - Var: Hyères!" (FAUVEL 1898). When examining the type material PACE (1983) noticed that the type series was composed of two species. He did not explicitly designate a lectotype, but illustrated the primary sexual characters of the "lectoholotypus e lectoallotypus di Monzaia (Algeria)". However, since this locality is not mentioned in the original description, these specimens do not qualify as syntypes and, if Pace meant to designate a lectotype, this designation cannot be regarded as valid. When requesting a loan of the type material of *M. filaria* at the IRSNB, the specimens from Algeria were not in the material received on loan and consequently not studied. However, based on previous experience with material dissected by R. Pace there is little doubt that the Algerian specimens are in very poor condition. Therefore, one of the males (the only one that had not been dissected previously) from Porto Vecchio is designated as the lectotype.

The original description of *Meotica meridiogallica* is based on an unspecified number of paratypes from "Tarbes, Beziers [sic], Marseille, Hyères, Korsika" (SCHEERPELTZ 1954a). The genitalia of the previously dissected syntypes in the Scheerpeltz collection are damaged or missing, so that they cannot be assessed any more. However, an examination of a previously undissected female, of which only an abdomen was left, revealed that it is conspecific with *M. filaria*. The same applies to two paratypes from Porto Vecchio, whose primary sexual characters were illustrated by PACE (1983). Hence the synonymy proposed above.

Diagnosis: ♂: posterior margin of tergite VIII truncate (Fig. 32); sternite VIII distinctly transverse, posterior margin with conspicuous projection of trapezoid shape in

the middle (Fig. 33); median lobe of aedeagus relatively small, of compact shape (Figs 34-35); apical lobe of paramere blackish.

♀: sternite VIII moderately transverse, posterior margin of similar shape as in male (Fig. 36); spermatheca of distinctive shape (Figs 37-38).

Confirmed distribution: Spain, South France (including Corsica), Austria, Italy: Sardinia.

Meotica parasita MULSANT & REY, 1873 (Figs 40-47)

Meotica parasita MULSANT & REY, 1873: 174 f.; lectotype designation by MUONA (1979).

Meotica winkleri BENICK, 1953: 59 f.; **nov.syn.**

Meotica bosnica SCHEERPELTZ, 1954a: 151; **nov.syn.**

Meotica albanica SCHEERPELTZ, 1967: 549 ff.; preoccupied.

Meotica albanicola SCHEERPELTZ, 1969: 107; replacement name; **nov.syn.**

Meotica aegyptia PACE, 1983: 32 ff.; **nov.syn.**

Meotica szeli ÁDÁM, 1987: 162; synonymy with *M. winkleri* by VOGEL (2015).

Type material examined: *M. parasita*: Lectotype ♀ [dissected by J. Muona; antennae and posterior abdominal segments damaged]: "♀ / *Meotica parasita* M. & R., Lectotype ♀, Muona des. 1979 / Muona det. *Meotica parasita* M. & R." (MHNL).

M. winkleri: Holotype ♀ [dissected prior to present study; spermatheca missing; abdominal segments VIII-X strongly damaged]: "♀ / Neusiedler-See / *Meotica winkleri* ♀, G. Bck Typus / Coll. G. Benick / *Meotica parasita* Mulsant & Rey, det. V. Assing 2018" (MHNG).

M. bosnica: Lectotype ♂, **present designation**: "♂ / Majevice-pl., Bosnia bor. / ex coll. Scheerpeltz / Typus *Meotica bosnica* O. Scheerpeltz / Lectotypus ♂ *Meotica bosnica* Scheerpeltz, desig. V. Assing 2017 / *Meotica parasita* Mulsant & Rey, det. V. Assing 2018" (NHMW).

M. albanica and *M. albanicola*: Lectotype ♂, **present designation**: "♂ / Albania bor., Shkodër, Smetana 1958 / 15.V. B [overleaf] / ex coll. Scheerpeltz / Typus *Meotica albanica* O. Scheerpeltz / Lectotypus ♂ *Meotica albanica* Scheerpeltz, desig. V. Assing 2017 / *Meotica parasita* Mulsant & Rey, det. V. Assing 2018" (NHMW). Paralectotype ♀: same data as lectotype (NHMW).

M. aegyptia: Holotype ♀: Meadi, Egypt, 26.6.33 D, Dr. H. Priesner / *Meotica libanica* Fauvel / ex coll. Scheerpeltz / Holotypus *Meotica aegyptia* m., det. R. Pace 1972, *Meotica aegyptia* sp. n. det. R. Pace 1982 / *Meotica marchica* Benick [sic] det. V. Assing 2003 (NHMW).

Additional material examined: **FRANCE:** 1♂, Nice env., Loup river, X.1953, leg. Ochs (cVog). **ITALY:** 1♂, Roma env., leg. Winkler (cVog). **HUNGARY:** 1♂, 1♀, Bugac National Park, grassland, 11.XI.1980 & 23.IX.1983, leg. Galle (cVog). **CROATIA:** 1♂, 1♀ Josipdol-Karlovac, car-net, 9.V.1990., leg. Wunderle (cWun); 2♂♂, 5♀♀, Plitvice-Josipdol, car-net, 9.V.1990., leg. Wunderle (cWun). **BOSNIA-HERZEGOVINA:** 1♂, 2♀♀ Kraljeva-Sutesca-Mostre, arable land, car-net, 5.V.1990, leg. Wunderle (cWun); 1♀, Kraljeva-Sutesca-Zadoici, car-net, 5.V.1990., leg. Wunderle (cWun). **GREECE:** **CRETE:** 1♂, Dammoni, 35°10'28"N, 24°24'55"E, VII.1978, leg. Tronquet (cTro); 1♀, Zakros, 28.III.1973, leg. Fölscher et Meybohm (cVog); see also ASSING (2019). **C o r f u :** see ASSING et al. (2018). **TURKEY:** 1♀, Erzincan, Tercan, 1400 m, 6.VI.1986, leg. Besuchet et Löbl (cVog).

Comment: The original description of *M. parasita* is based on an unspecified number of syntypes from "le Bugey" (East France: Ain) (MULSANT & REY 1873). MUONA (1979) designated the sole syntype in the Rey collection as the lectotype. The lectotype, a somewhat damaged macropterous female, had been dissected by J. Muona.

In the description of *M. winkleri*, which is based on a unique specimen from "Neusiedler-See", BENICK (1953) sexed the holotype as a male. An examination of the specimen, however, revealed that it is in fact a female, whose abdominal apex is severely damaged and whose spermatheca is missing. Based on external characters and on notes of the second author, this specimen is conspecific with *M. parasita*.

The original description of *M. bosnica* is based on an unspecified number of syntypes

from "Bosnien-Herzegowina" (SCHEERPELTZ 1954a). The sole syntype in the Scheerpeltz collection, a male, is designated as the lectotype. An examination of the aedeagus revealed that the specimen is conspecific with *M. parasita*.

Meotica albanica was described based on "1♂, 1♀, Typen" from "Albania bor., Shkodër" (SCHEERPELTZ 1967). The name is preoccupied by *Meotica albanica* BENICK, 1953 and was subsequently replaced with the nomen novum *M. albanicola* by SCHEERPELTZ (1969). Since a holotype is not specified in the description, the male syntype is designated as the lectotype. The specimen is conspecific with *M. parasita*.

Meotica szeli, whose description is based on a male holotype and a female paratype from "Dömsöd" in Hungary (ÁDÁM 1987), was synonymized with *M. winkleri* by VOGEL (2015).

Meotica aegyptia was described based on a unique female from "Egypt, Meadi" (PACE 1983). The spermatheca illustrated by PACE (1983) is identical to that of *M. parasita*. This, in combination with the dark coloration and the long elytra, suggests that the holotype of *M. aegyptia* is in fact conspecific with that species. When examining the specimen in 2003, the first author identified it as *M. marchica* (now a synonym of *M. moczarskii*) based on the shape of the spermatheca. The identity of *M. parasita* was clarified only very recently.

D i a g n o s i s : Winged and usually dark-coloured species.

♂: sternite VIII strongly transverse, posterior margin broadly truncate (Fig. 39); median lobe of aedeagus approximately 0.25 mm long and shaped as in Figs 40-43, with apical internal structure of distinctive shape (lateral view); apical lobe of paramere blackish.

♀: tergite VIII with distinctly concave posterior margin; sternite VIII (Fig. 44) much longer than that of male, posterior margin broadly and weakly convex; spermatheca of simple shape, similar to that of *M. moczarskii* (Figs 45-47).

C o n f i r m e d d i s t r i b u t i o n : France, Austria, Italy, Hungary, Croatia, Bosnia-Herzegovina, Albania, Greece, Turkey, Egypt.

***Meotica moczarskii* SCHEERPELTZ, 1927 (Figs 48-51, 53-58)**

Meotica moczarskii SCHEERPELTZ, 1927: 296 ff.

Meotica finnmarchica BENICK, 1953: 65 f.; **nov.syn.**

Meotica angulata BENICK, 1953: 66.; synonymy with *M. finnmarchica* suspected by STRAND (1955) and confirmed by MUONA (1991).

Meotica pechlaneri BENICK, 1953: 67 f.; synonymy with *M. marchica* by VOGEL (1991).

Meotica wagneri BENICK, 1953: 68; synonymy with *M. marchica* by VOGEL (1991).

Meotica romana BENICK, 1953: 69; **nov.syn.**

Meotica albanica BENICK, 1953: 71; **nov.syn.**

Meotica marchica BENICK, 1953: 74 f.; **nov.syn.**

Meotica neresheimeri BENICK, 1953: 75 f.; synonymy with *M. marchica* by VOGEL (1991).

Meotica exigua BENICK, 1953: 76 f.; **nov.syn.**

Meotica alpina BENICK, 1953: 77; **nov.syn.**

Meotica roubali BENICK, 1953: 77 f.; synonymy with *M. marchica* by VOGEL (1991).

Meotica testacea BENICK, 1953: 79; **nov.syn.**

Meotica neapolitana SCHEERPELTZ, 1954a: 156; **nov.syn.**

Meotica transversiceps SCHEERPELTZ, 1954a: 156; synonymy with *M. marchica* by VOGEL (2015).

Meotica kochi BENICK, 1968: 88 f.; synonymy with *M. marchica* by VOGEL (1991).

Meotica curtipennis BENICK, 1970: 7 f.; synonymy with *M. marchica* by VOGEL (1991).

Meotica stockmanni MUONA, 1978: 126; **nov.syn.**

Meotica anglica BENICK, 1991 in MUONA (1991: 233); **nov.syn.**

Meotica vailatii PACE, 2001: 88 f.; synonymy with *M. marchica* by ASSING (2004a).

Type material examined: *M. moczarskii*: Lectotype ♂, present designation: "♂ / Parnassos, Graecia c / Cotypus *Meotica moczarskii* O. Scheerpeltz / ex coll. Scheerpeltz / *Meotica parasita* det. J. Vogel, 1996 / Lectotypus ♂ *Meotica moczarskii* Scheerpeltz, desig. V. Assing 2017 / *Meotica moczarskii* Scheerpeltz, det. V. Assing 2018" (NHMW). Paralectotypes: 2♂♂ [1 dissected prior to present study]: same data as lectotype, but with additional labels: "aus Rasen gesiebt. 1200 m / leg. E. Moczarski, 3.V.1914" (NHMW); 1♂ [dissected prior to present study; aedeagus missing]: same data as lectotype, but "Typus" (NHMW); 3♂♂, 1♀: same data as lectotype, but "♀" (NHMW); 1♀: same data, but "Typus" (NHMW).

M. finnmarchica: Holotype ♀: "♀ / ZFExp.: A. Strand, Alten. .VI.24 / *Meotica finnmarchica* G. Benick, Typus / Coll. G. Benick / *Meotica moczarskii* Scheerpeltz, det. V. Assing 2018" (MHNG).

M. angulata: Holotype ♀: "♀ / Kongsvinger, A. Strand / *Meotica finnmarchica* ♀ G. Bck, Typus / Coll. G. Benick / *Meotica finnmarchica* det. J. Vogel 1996 / *Meotica moczarskii* Scheerpeltz, det. V. Assing 2018" (MHNG).

M. pechlaneri: Holotype ♀: "♀ / Umg. Innsbruck, Ti. Pechlaner / *Meotica Pechlaneri* Bck., Typus / Coll. G. Benick / *Meotica marchica* det. J. Vogel 2017 / *Meotica moczarskii* Scheerpeltz, det. V. Assing 2018" (MHNG).

M. wagneri: Holotype ♀: "♀ / Mark: Herzfelde b. Rüdersdorf / *Meotica Wagneri* G. Bck., Typus / Coll. G. Benick / *Meotica marchica* det. J. Vogel 2017 / *Meotica moczarskii* Scheerpeltz, det. V. Assing 2018" (MHNG).

M. romana: Holotype ♂: "♂ / Roma, Inond. Aniene, Luig. 26-12-914 / *Meotica romana* G. Bck., Typus / Coll. G. Benick / *Meotica moczarskii* Scheerpeltz, det. V. Assing 2018" (MHNG).

M. albanica: Syntypes: "♀ / Albanien, Avlona, v. Oertzen / *Meotica albanica* G. Bck. Typus / Coll. G. Benick / *Meotica marchica* det. J. Vogel 2017 / *Meotica moczarskii* Scheerpeltz, det. V. Assing 2018" (MHNG); 2♀♀ [attached to the same pin]: same data as before (MHNG).

M. marchica: Lectotype ♂, present designation: "♂ / Mark: Herzfelde b. Rüdersdorf, 1.5.41 Neresheimer / *Meotica marchica* ♂ G. Bck Typus / Coll. G. Benick / Lectotypus ♂ *Meotica marchica* Benick, desig. V. Assing 2018 / *Meotica moczarskii* Scheerpeltz, det. V. Assing 2018" (MHNG); 2♀♀: same data as lectotype (MHNG).

M. neresheimeri: Holotype ♀: "♀ / Mark: Herzfelde b. Rüdersdorf / *Meotica Neresheimeri* Bck., Typus / Coll. G. Benick / *Meotica marchica* det. J. Vogel 2017 / *Meotica moczarskii* Scheerpeltz, det. V. Assing 2018" (MHNG).

M. alpina: Lectotype ♂, present designation: "♂ / Umg. Bozen, Ti. Pechlaner / Leifers 21.4.35, Graswurzeln am Bach / *Meotica alpina* G. Bck., Typus / Coll. G. Benick / *Meotica marchica* det. J. Vogel 2017 / Lectotypus ♂ *Meotica alpina* Benick, desig. V. Assing 2018 / *Meotica moczarskii* Scheerpeltz, det. V. Assing 2018" (MHNG); 1♀: same data as lectotype (MHNG); 1♀: same data, but "Leifers, Bach 5.6.38 / *Meotica alpina*? G. Bck. Cotypus" (MHNG).

M. exigua: Lectotype ♂, present designation: "♂ / Trento, Pechlaner / Vallarse 11.6.32, Malgafrete [?] / *Meotica exigua* Bck Typus / Coll. G. Benick / *Meotica marchica* det. J. Vogel 2017 / Lectotypus ♂ *Meotica exigua* Benick, desig. V. Assing 2018 / *Meotica moczarskii* Scheerpeltz, det. V. Assing 2018" (MHNG); 1♀: same data as lectotype (MHNG).

M. roubali: Lectotype ♂, present designation: "♂ / Slov. B. Bystrica, Roubal / *Meotica Roubali* ♂ G. Bck Typus / Coll. G. Benick / *Meotica marchica* det. J. Vogel 2017 / Lectotypus ♂ *Meotica roubali* Benick, desig. V. Assing 2018 / *Meotica moczarskii* Scheerpeltz, det. V. Assing 2018" (MHNG); 1♂: same data as lectotype (MHNG); 1 ex.: "Leithageb. Spaeth / Senckenberg Museum / *Meotica Roubali* ♂ Bck Cotypus / Coll. G. Benick / *Meotica marchica* det. J. Vogel 2017 / *Meotica moczarskii* Scheerpeltz, det. V. Assing 2018".

M. testacea: Holotype ♀: "♀ / Italia, Bazzano / *Meotica testacea* G. Bck., Typus / Coll. G. Benick / *Meotica marchica* det. J. Vogel 2017 / *Meotica moczarskii* Scheerpeltz, det. V. Assing 2018" (MHNG).

M. neapolitana: Lectotype ♂, present designation: "♂ / Hbdy, I.m., U. Neapel / bei Amalfi, ca 800 m, 25.3.29 / *Meotica spec. ?* / ex coll. Scheerpeltz / Typus *Meotica neapolitana* O. Scheerpeltz / Lectotypus ♂ *Meotica neapolitana* Scheerpeltz, desig. V. Assing 2017 / *Meotica moczarskii* Scheerpeltz, det. V. Assing 2018" (NHMW).

M. transversiceps: Syntype ♂: "♂ / Grünburg, Austr. sup. / ex coll. Scheerpeltz / Typus *Meotica transversiceps* O. Scheerpeltz / *Meotica moczarskii* Scheerpeltz, det. V. Assing 2018" (NHMW).

M. kochi: Holotype ♀: "♀ / Düsseldorf, 21.3.59, C. Koch. Düsseldorf / *Meotica kochi* G. Bck., Typus / Coll. G. Benick / *Meotica marchica* det. J. Vogel 2017 / *Meotica moczarskii* Scheerpeltz, det. V. Assing 2018" (MHNG).

M. curtippennis: Holotype ♀: "♀ / Sollenau Heide A. i., 17.7.1965 / *Meotica curtippennis* Bck. ♀,

Typus / Coll. G. Benick / *Meotica marchica* det. J. Vogel 2017 / *Meotica moczarskii* Scheerpeltz, det. V. Assing 2018" (MHNG).

M. stockmanni: Holotype ♂ [dissected prior to present study; spermatheca missing]: "Finland N 667:38, Helsinki Lehtisaari, 8.4.1976, J. Muona leg. / *Meotica* nov. spec., Dr. G. Benick det. / Holotypus / *Meotica stockmanni* n. sp., J. Muona det. 1976 / *Meotica moczarskii* Scheerpeltz, det. V. Assing 2018" (MZH).

A d d i t i o n a l m a t e r i a l e x a m i n e d : **SWEDEN:** 1♀ [identified as *M. finnmarchica* by S. Lundberg], Åna, 9.VI.1982, leg. Balanus (cWun). **MOROCCO:** 8 exs., Haut Atlas, SE Asni, Oukaimeden, 31°13'N, 7°50'W, 2500 m, pasture with large rocks, floated from grass roots, 28.XII.2002, leg. Assing & Wunderle (cAss, cWun). **SPAIN:** 1♀, Tarragona, Sierra de Prades, Montreal, 4.VI.1965, leg. Comellini (cAss); 1♀, Castilla-León, Palencia, leg. Paganetti (MHNG); 1♀, Andalucía, Jaén, Sierra de Cazorla, 1350-1400 m, 15.V.1960, leg. Besuchet (cVog). **FRANCE:** 6 exs., E Marseille, Roquevaire, XII.1959, leg. Ochs (MHNG); 1♂, 20 km NW Marseille, Marignane (cVog); 2♀♀, Nice, saline, XII.1959, leg. Ochs (MHNG); 2♀♀, Nice env., Vesubie, Figaret river, leg. Ochs (MHNG); 1♀, Indre-et-Loire (cVog); 2♀♀, Haute-Savoie, Vougy, 18.VIII.1978, leg. Besuchet (cVog). **GERMANY:** 1♀, Schleswig-Holstein, Kreis Stormarn, Witzhave, Billetal, 31.XII.1999, leg. Siede (cAss); 1♀, Niedersachsen, Wilhelmshaven, Neuenburger Urwald, window trap, 24.VI.1996, leg. Menke (cAss); 4 exs., Niedersachsen, Hameln env., Düt, sifted from roots in fine gravel, 1.V.1989, leg. Assing (cAss); 1 ex., same data, but 27.V.1989 (cAss); 1♀, Rheinland-Pfalz, Ahrtal, Altenahr, 26.VI.1987, leg. Wunderle (cAss); 1♀, Brandenburg, Oderberg, 14.V.1932 (cVog); 2 ♂♂, Thüringen, Eisenach, 11.IV. & 30.IV.1989, leg. Apfel (cVog); 1♂, Thüringen, Mihla, Werra-Aue, 29.III.1998, leg. Apfel (cApf). **SWITZERLAND:** 3 exs., Vaud, Onnens, 19.V.1977 & 6.V.1990, leg. Besuchet (MHNG). **AUSTRIA:** 3 exs., Vorarlberg, Doren, Weißbachtal, river gravel, 30.VI.1992, leg. Brandstetter (NMB); 4 exs., Tirol, Silz, 15.V.1992, leg. Kahlen (TLMF); 1 ex., Tirol, Kufstein, flood plain of Inn river, 6.XI.1988, leg. Kahlen (TLMF); 1 ex., Tirol, Lechtal, 14.VI.1992, leg. Schatz (cVog); 1♀, Zumdorf, grass debris, 5.IV.1993, leg. Kahlen (TLMF). **SLOVAKIA:** 1♂, 1♀, Banská Bystrica, 8.X.1924, leg. Roubal (MHNG, cVog); 1♂, 2♀♀, Rožňava, Silická planina, 20.V.1993, leg. Richter (cVog). **ITALY:** 13 exs., Trentino-Alto Adige, Bressanone, 25.V.1949, 10.IV.1950, 4.IV.1951, 8.V.1955, 17.III.1956, 2.III.1962, 27.III.1963, all leg. Peez (MHNG, TLMF); 2 exs., Veneto, Vicenza, Monte Pasubio, 2.VI. & 4.VI.1972, leg. Kahlen (TLMF); 1♀, Friuli-Venezia Giulia, Udine, Amaro, Tagliamento-Fella flood plain, flood debris, 22.VI.1996, leg. Kahlen (cVog); 5 exs., Toscana, Lucca, Garfagnana, leg. Paganetti (MHNG); 1♀, Toscana, Abetone, 1200 m, 20.V.1975, leg. Castellini (cTro). **BOSNIA-HERZEGOVINA:** 1♀, Sarajevo, Pašin brdo (MHNG). **MACEDONIA:** 1♀, Vardar plain, NE Skopje, leg. Schatzmayr (cVog); 1♀, Skopje, 19.VI.1958, leg. Besuchet (MHNG). **GREECE:** m a i n l a n d : 2♀♀, Ioánnina, Katara pass, 39°47'N, 21°14'E, 1770 m, subterranean pitfall trap, VI.2008-VI.2010, leg. Giachino & Vailati (cAss); 1♂, Etolia-Arkananía, Ano Hora, 38°32'N, 21°51'E, 1240 m, subterranean pitfall trap, VI.2010-V.2011, leg. Giachino & Vailati (cAss); 1♂, Lárissa, Oros Ossa, 1010 m, 30.V.2017, leg. Giachino & Vailati (cAss); 2♂♂, 2♀♀, Fthiotis, W Lamia, Oros Oxia, 38°50'N, 22°56'E, 1500 m, meadow, under stones, 11.IV.2001, leg. Assing (cAss); 1♀, Oros Parnassos (MHNG); 1♂, 2♀♀, S-Pindos, Oros Vardousia, leg. Weirather (MHNG); 3♂♂, 3♀♀, Ípiros, Metsovo, 1620 m, 28.IV.1973, leg. Löbl (MHNG); 1♂, Ípiros, Anemorrachi env., 400 m, 2.V.1973, leg. Löbl (MHNG); 1♂, Patras, 30.III.1971, leg. Mahnert (MHNG). **P e l o p ó n n i s o s :** 2♂♂, 1♀, Mistras-Taygetos, 37°04'N, 22°22'E, 690 m, 16.IV.2018, leg. Meybohm (cAss); 2♀♀, Erimanthos, Platanitsa, 37°57'N, 21°51'E, 970 m, 23.IV.2018, leg. Meybohm (cAss); 1♂, Ahaia, Oros Aroánia, 38°01'N, 22°11'E, 1600 m, 4.VI.2012, leg. Giachino & Vailati (cAss); 1♂, W Patras, Kalogria, beach, 27.III.1986, leg. Assing (cAss). **CYPRUS:** 1♀, Baths of Aphrodite, 20.VII.1977, leg. Besuchet (cVog). **TURKEY:** 1 ♀, Ercizincan, Tercan, Euphrat, 1400 m, 6.VI.1986, leg. Besuchet & Löbl (cVog); for previously published records see ASSING (2013).

C o m m e n t : *Meotica moczarskii* was described from an unspecified number of "Typen und Cotypen" collected "auf dem Parnass in Mittelgriechenland" (SCHEERPELTZ 1927). Nine type specimens, seven males and two females (partly in poor condition), were located in the Scheerpeltz collection (NHMW). Since a holotype is not specified, all of them have syntype status. One male in fair condition is designated as the lectotype. Strangely, MUONA (1974) synonymized *M. moczarskii* with *M. hanseni* SCHEERPELTZ,

1954, although the former name is significantly older than the latter and although the latter is preoccupied by *M. hanseni* BENICK, 1953.

The original description of *M. finnmarchica* is based on a unique female from "Alten (Finnmark)" (BENICK 1953). The spermatheca of the holotype is damaged (proximal portion missing), but the distal portion is identical to that of *M. moczarskii*. The illustration of an intact spermatheca by MUONA (1991) supports this conclusion, so that *M. finnmarchica* is placed in synonymy with *M. moczarskii*.

Shortly after the description of *M. angulata*, which is based on a unique specimen from "Kongsvinger, Nordnorge" (BENICK 1953), STRAND (1955) expressed grave doubts that this species was in fact distinct from *M. finnmarchica*. Benick (1968) objected to this view stating that the female tergite VIII was of different shape (posterior margin with a deep median excision). An examination of the holotype revealed that Strand was right: the posterior margin of tergite VIII is completely damaged (practically non-existent) and, based on the shape of the spermatheca, *M. angulata* is conspecific with *M. moczarskii*.

Meotica pechlaneri was described from a unique female collected near "Kranebitten in der Nähe Innsbrucks" (BENICK 1953). VOGEL (1991) synonymized the name with *M. marchica*, together with which it is placed in synonymy with *M. moczarskii*.

Meotica romana was described based on a unique specimen from "Roma, Inond. Aniene" (BENICK 1953). The aedeagus had been dissected prior to the present study and is damaged and incomplete (apex of ventral process missing). However, both the remains of the aedeagus and the shapes of the male tergite VIII and sternite VIII are in agreement with *M. moczarskii*. Hence the synonymy proposed above.

The original description of *M. albanica* is based on "Mehrere Exemplare" from "Albanien, Arlona" [sic] (BENICK 1953). All three specimens in the Benick collection (MHNG) are females and conspecific with *M. moczarskii*.

The original description of *M. marchica* is based on "einige Exemplare von Herzfelde b. Rüdersdorf, Mark" (BENICK 1953). An examination of a male and two female syntypes revealed that they are conspecific with *M. moczarskii*. The male is designated as the lectotype.

Meotica neresheimeri was described from a unique female from the type locality of *M. marchica*. VOGEL (1991) synonymized the name with *M. marchica*, together with which it is placed in synonymy with *M. moczarskii*.

The type locality of *M. wagneri* is identical to that of *M. marchica* and *M. neresheimeri*. A re-examination of the unique female holotype confirmed that it is conspecific with both (VOGEL 1991) and consequently also a junior synonym of *M. moczarskii*.

The original description of *M. alpina* is based on five syntypes from "Leifers, Umgebung Bozen, an einem Bachrand am 21.4.35" (BENICK 1953). Two additional females from the same locality, one of them collected on "5.6.38" were only tentatively attributed to the same species and labelled as "Cotypus". All examined syntypes are conspecific with *M. moczarskii*. The only male available is designated as the lectotype.

The original description of *M. roukali* is based on numerous syntypes ("zahlreich") from Banska Bystrica and singletons from "Leithagebirge", "Austria", and "Wimpfen" (BENICK 1953). The name was synonymized with *M. marchica* by VOGEL (1991). One of the males from Banska Bystrica is designated as the lectotype.

Meotica testacea was described from a unique female from "Italia, Bazzano" (BENICK

1953). An examination of this specimen revealed that it is conspecific with *M. moczarskii*.

The original description of *Meotica neapolitana* is based on an unspecified number of paratypes from "Umgebung von Neapel (Amalfi)" (SCHEERPELTZ 1954a). The sole syntype found in the Scheerpeltz collection, a male, is designated as the lectotype. It is conspecific with *M. moczarskii*.

Meotica transversiceps was described based on an unspecified number of syntypes from "den Sandbänken der Steyr bei Grünburg in Oberösterreich (SCHEERPELTZ 1954a). Only a single male syntype was located in the collections of the NHMW. According to VOGEL (2015), the name is a junior synonym of *M. marchica*.

Meotica kochi was described based on a unique female from "Düsseldorf" (BENICK 1968). The name was synonymized with *M. marchica* by VOGEL (1991), which apparently escaped the notice of SCHÜLKE & SMETANA (2015). A re-examination of the holotype revealed that the synonymy with *M. marchica* and consequently its senior synonym *M. moczarskii* is correct.

The original description of *M. curtipennis* is based on a unique female from "Sollenauer Heide", Austria (BENICK 1970). VOGEL (1991) synonymized the name with *M. marchica*. The synonymy with *M. marchica* and its senior synonym, *M. moczarskii*, is confirmed.

In the original description of *M. stockmanni*, which is based on a unique female from "Helsinki, Lehtisaari", MUONA (1978) provided a rough sketch of the spermatheca and compared the species with *M. caucasica* and the (mis-)interpretation of *M. pallens* at that time. Subsequently, MUONA (1991) considered *M. stockmanni* identical to the respective interpretations of *M. pallens* sensu BENICK (1953) and MUONA (1974), as well as to *M. tenuis* of the authors, and provided new illustrations of the aedeagus and the spermatheca. Moreover, he stated that the holotype lacked genitalia even at the time of the description, that (based on the chaetotaxy of sternite VIII the specimen was in fact a male, and that "the structure figured as the spermatheca is a part of the alimentary canal". We conclude that, based on the illustrations of the aedeagus and the spermatheca provided by MUONA (1991), as well as on the external characters of the holotype, the specimen is conspecific with *M. moczarskii*.

Meotica anglica was a manuscript name until it was made available in an article by MUONA (1991), who, in a footnote on p. 233, emphasized that the "description is to be regarded as written by Dr. Benick". Consequently, BENICK (1991) is the author of this species. According to MUONA (1991), the holotype is deposited in BMNH and the genitalia are very similar to those of *M. finnmarchica*, from which this species is distinguished by larger eyes. However, the illustrations of the aedeagus and the spermatheca provided in the article do not present convincing evidence that *M. anglica* is distinct from *M. moczarskii*, which is why we consider the former the macropterous morph of *M. moczarskii* and *M. anglica* a junior synonym of this name.

D i a g n o s i s : Pale-coloured and wing-dimorphic species.

♂: sternite VIII (Fig. 48) strongly transverse, posterior margin weakly convex; median lobe of aedeagus approximately 0.25 mm long and shaped as in Figs 53-58; apical lobe of paramere blackish.

♀: posterior margin of sternite VIII broadly produced, truncate or weakly concave in the middle (Fig. 49); spermatheca of simple shape, similar to that of *M. parasita* (Figs 50-51).

Confirmed distribution: Norway, Sweden, Finland, Great Britain, Morocco, Spain, France, Germany, Switzerland, Austria, Slovakia, Italy, Bosnia-Herzegovina, Albania, Macedonia, Greece, Cyprus, Turkey.

***Meotica wunderlei* ASSING, 2013 (Figs 52, 59, 76-77)**

Meotica wunderlei ASSING, 2013: 118 ff.

Type material examined: See ASSING (2013).

Additional material examined: **TURKEY:** 1♂, 2♀♀, Istanbul, road Yalova-Orhangazi, 11.V.1976, leg. Besuchet (cVog).

Comment: The original description is based on ten type specimens from the Turkish province Isparta (ASSING 2013).

Diagnosis: ♂: sternite VIII (Fig. 76) strongly transverse; posterior margin weakly convex in the middle; median lobe of aedeagus approximately 0.28 mm long and shaped as in Fig. 59; apical lobe of paramere blackish.

♀: sternite VIII (Fig. 77) approximately as long as broad, posterior margin broadly produced in the middle; spermatheca as in Fig. 52.

Though somewhat similar in shape to that of *M. moczarskii*, the aedeagus is distinguished by distinct and constant differences in the shape and position of the crista apicalis, the shape of the ventral process, and the shapes of the internal structures. However, these differences are not pronounced and the male and female sternites VIII are highly similar. Consequently, the possibility that, if intermediate conditions in the shape of aedeagus should be found, *M. wunderlei* may eventually have to be synonymized cannot be ruled out. The species is distinguished from the similar *M. andujari* particularly by the different ventral aspect of the aedeagus.

Distribution: Turkey (Istanbul, Isparta).

***Meotica ochsi* BENICK, 1953 (Figs 60-64, 74-75)**

Meotica ochsi BENICK, 1953: 78.

Meotica punctulata BENICK, 1953: 62; **nov.syn.**

Type material examined: *M. ochsi*: Lectotype ♂, present designation: "Berthemont, A.M. b. Nizza, IV.51 Ochs / *Meotica ochsi* ♂♀ G. Bck, Typus / Coll. G. Benick / *Meotica ochsi* Benick teste J. Vogel / Lectotypus ♂ *Meotica ochsi* Benick, desig. V. Assing 2018 / *Meotica ochsi* Benick, det. V. Assing 2018" (MHNG). Paralectotype ♀: on same pin as lectotype (MHNG).

M. punctulata: Syntypes: 1♀: "In. Loup b. Nizza, A.M. XI.51 Ochs / *Meotica punctulata* ♀ G. Bck, Typus / Coll. G. Benick / *Meotica ochsi* Benick corr. J. Vogel / *Meotica ochsi* Benick, det. V. Assing 2018" (MHNG); 1♀: "[without locality label] / *Meotica punctulata* ♂ [sic] G. Bck Typus / Coll. G. Benick / *Meotica ochsi* Benick corr. J. Vogel / *Meotica ochsi* Benick, det. V. Assing 2018" (MHNG).

Additional material examined: **FRANCE:** 1♂, 1♀, Haute-Provence, Annot, Iscle, in sand of stream bank, VI.1988, leg. Wunderle (cWun, cAss); 1♀, Nice env., Var river, 3.VI.1988, leg. Renner (cRen); 5♀♀, Nice env., Vesubie river, VI.1951, XII.1954, IV.1956, II.1958, all leg. Ochs (MHNG); 1♂, 2♀♀, same locality data, VI.1975, leg. Curti (MHNG); 6 exs., Nice env., Loup river, XII.1954, leg. Ochs (MHNG, cVog). **SWITZERLAND:** 1♂, Genf, La London, 25.III.1965, leg. Comellini (MHNG); 1♀, Vaud, Rossinière, 14.V.1967, leg. Comellini (cVog); 1♂, Valais, Berisal, 1400 m, 29.VI.1962, leg. Besuchet (cVog).

Comment: The original description of *M. ochsi* is based on three syntypes, two males and one female, from "Berthemont in der Nähe Nizzas", that of *M. punctulata* on

"Ein Pärchen" from "Nizza In. Versubie", two unsexed specimens from "In. Loupe", and one from "In. Rhone" (BENICK 1953). The examined male syntype of *M. ochsi* is designated as the lectotype. Based on the shape of the spermatheca, the type material of both names is undoubtedly conspecific. Both names were made available in the same article. Since all the examined syntypes of *M. punctulata* are females, *M. ochsi* is designated as the senior synonym.

D i a g n o s i s : ♂: sternite VIII (Fig. 74) moderately transverse, posterior margin concave; median lobe of aedeagus approximately 0.3 mm long and shaped as in Figs 60-62; apical lobe of paramere blackish.

♀: posterior margin of sternite VIII convex (Fig. 75); spermatheca short and comma-shaped (Figs 63-64).

C o n f i r m e d d i s t r i b u t i o n : France, Switzerland.

***Meotica smetanai* SCHEERPELTZ, 1967 (Figs 65-68)**

Meotica smetanai SCHEERPELTZ, 1967: 547 ff.

T y p e m a t e r i a l examined: Lectotype ♂, present designation: "♂ / Albania centr., Tiranë, Smetana 1958 / 27.IV. A [overleaf] / ex coll. Scheerpeltz / Cotypus *Meotica smetanai* O. Scheerpeltz / Lectotypus ♂ *Meotica smetanai* Scheerpeltz, desig. V. Assing 2017 / *Meotica smetanai* Scheerpeltz, det. V. Assing 2017" (NHMW). Paralectotypes: 1♀: same data as lectotype (NHMW); 1♂, 1♀: same data as lectotype, but "Typus" (NHMW).

C o m m e n t : The original description is based on "1 ♂, 1 ♀, Typen, 3 ♀♀ Paratypen" from "Albania centr., Tiranë" (SCHEERPELTZ 1967). Since a holotype is not specified, all the type specimens must be regarded as syntypes. The male labelled as "Cotypus" is designated as the lectotype, as it is in better condition.

D i a g n o s i s : ♂: median lobe of aedeagus 0.23 mm long, somewhat resembling that of *M. filaria* (Figs 65-66); apical lobe of paramere blackish.

♀: sternite VIII (Fig. 67) weakly transverse, posterior margin convex; spermatheca similar to that of *M. parasita* and *M. moczarskii*, but with coiled proximal portion (Fig. 68).

C o n f i r m e d d i s t r i b u t i o n : Albania.

***Meotica hispanica* SCHEERPELTZ, 1954**

Meotica hispanica SCHEERPELTZ, 1954a: 158.

Meotica hispanica: PACE (1983).

C o m m e n t : The original description is based on an unspecified number of syntypes from "Mittelspanien (Sierra Guadarrama)" (SCHEERPELTZ 1954a). PACE (1983) studied two syntypes, which he regarded as "l'holotypus e l'allotypus" and provided illustrations of the aedeagus and the spermatheca.

D i a g n o s i s : According to SCHEERPELTZ (1954), the abdominal tergite VI is distinctly impressed anteriorly. For illustrations of the distinctive primary sexual characters see PACE (1983).

D i s t r i b u t i o n : Central Spain.

***Meotica andujari* ASSING, 2007 (Figs 69-73)**

Meotica andujari ASSING, 2007: 769 ff.

Type material examined: See ASSING (2007).

Additional material examined: **SPAIN**: 1♀, Murcia, Moratalla, Rio Alharabe, 12.X.2002, leg. Lencina (cAss).

Comment: The original description is based on twelve type specimens from the Sierra de Espuña and the Sierra de Segura in South Spain.

Diagnosis: Coloration of body uniformly yellowish, i.e., abdomen not infusate; hind wings completely reduced.

♂: sternite VIII (Fig. 69) moderately transverse, posterior margin convex; median lobe of aedeagus (Figs 70-71) approximately 0.33 mm long; ventral process straight in basal portion (lateral view); apical lobe of paramere blackish.

♀: sternite VIII (Fig. 72) indistinctly transverse, posterior margin convex, in the middle concave; spermatheca as in Fig. 73.

The aedeagus is somewhat similar to those of *M. moczarskii* and *M. wunderlei*, but distinguished by larger size, a longer, practically straight (lateral view), and apically truncate (ventral view) ventral process. The spermatheca is of the *M. parasita* type (like that of *M. moczarskii*), but distinguished by a longer and more slender distal portion. For additional illustrations see ASSING (2007).

Distribution: South Spain.

***Meotica normandi* BENICK, 1953 (Figs 78-84)**

Meotica normandi BENICK, 1953: 79 f.

Meotica franzi PACE, 1983: 34 f.; **nov.syn.**

Meotica filaria: PACE (1983).

Type material examined: Lectotype ♂, present designation: "C. Ain Senour, Dr. Normand / *Meotica Normandi* ♂ G. Bck typus [sic] / Coll. G. Benick / *Meotica filaria* corr. J. Vogel / Lectotypus ♂ *Meotica normandi* Benick, desig. V. Assing 2018 / *Meotica normandi* Benick, det. V. Assing 2018" (MHNG). Paralectotypes: 1♂, 2♀♀ [1♀ on same pin as lectotype; spermathecae of ♀♀ missing]: same data as lectotype (MHNG).

Additional material examined: **MOROCCO**: 1♀, Asilah, stream 4 km S Asilah, 35°25'N, 6°02'W, 25 m, 27.III.2008, leg. Andújar et al. (cAss). **SPAIN**: 1♂, Cádiz, Tarifa, I.1996, leg. Poot (cAss); 1♀, same data, but XII.1995 (cWun).

Comment: The original description of *M. normandi* is based on an unspecified number of syntypes from "C. Ain-Senour" (BENICK 1953). Two males and two females were found in the Benick collection. One of the males is designated as the lectotype.

PACE (1983) described *M. franzi* based on a unique male from "Spagna meridionale, dintorni di Algeciras".

A comparison of the illustrations provided by PACE (1983) for *M. franzi* and *M. filaria* with the sexual characters of the non-type specimens from the environs of Tarifa and of the type material of *M. normandi* revealed that *M. normandi*, *M. franzi*, and *M. filaria* sensu PACE (1983) refer to the same species.

Diagnosis: Small species. Body yellowish with segments V-VI and the anterior portion of segment VII more or less distinctly infusate. Eyes very small. Hind wings reduced. Tergite VIII with truncate posterior margin, without distinct sexual dimorphism.

♂: sternite VIII (Fig. 78) strongly transverse, posterior margin acutely pointed in the

middle; median lobe of aedeagus relatively small, 0.20-0.22 mm long, and with short ventral process (Figs 80-83); internal sac with a conspicuously long flagellum; apical lobe of paramere yellowish.

♀: sternite VIII (Fig. 79) noticeably longer than tergite VIII, posterior margin convex, in the middle indistinctly concave; spermatheca rather stout and large in relation to aedeagus, of distinctive shape (Fig. 84).

C o n f i r m e d d i s t r i b u t i o n : Tunisia, Algeria, Morocco, South Spain.

***Meotica arasensis* SMETANA, 2004 (Fig. 85)**

Meotica caucasica SCHEERPELTZ, 1954a: 154 f.; preoccupied.

Meotica arasensis SMETANA, 2004a: 32; replacement name.

Type material examined: Syntype ♀: "♀ / Caucasus. Araxesthal, Leder. Reitter. / *Amischa* / *exilis* Er / ex coll. Klima / ex coll. Scheerpeltz / Typus *Meotica caucasica* O. Scheerpeltz / Syntypus *Meotica caucasica* Scheerpeltz, rev. V. Assing 2017" (NHMW).

A d d i t i o n a l m a t e r i a l e x a m i n e d : **ARMENIA:** 1♀, reservoir 15 km SW Sisian, 39°28'N, 46°08'E, 1340 m, shore of reservoir, *Salix* litter, moss, and roots sifted, 16.VII.2018, leg. Schülke (MNB).

C o m m e n t : The original description is based on an unspecified number of syntypes from "Kaukasus (Araxestal)" (SCHEERPELTZ 1954a). *Meotica caucasica* is a junior primary homonym of *M. caucasica* BENICK, 1953 and was subsequently replaced with the nomen novum *M. arasensis* by SMETANA (2004a). The sole syntype in the Scheerpeltz collection is a female and consequently not designated as the lectotype.

D i a g n o s i s : ♂: unknown.

♀: spermatheca of the *M. parasita* type, but with longer and more slender proximal portion (Fig. 85).

D i s t r i b u t i o n : Azerbaijan, Armenia.

***Meotica caucasica* BENICK, 1953 (Figs 86-89)**

Meotica caucasica BENICK, 1953: 74.

Meotica decolor ASSING, 2004b: 710 f.; **nov.syn.**

Type material examined: *M. caucasica*: Holotype ♂: "♂ / Caucasus. Araxestal. Leder. Reitter. / *Meotica caucasica* ♂ G. Bck Typus / Coll. G. Benick / *Meotica caucasica* Benick, det. V. Assing 2018" (MHNG).

M. decolor: see ASSING (2004b).

A d d i t i o n a l m a t e r i a l e x a m i n e d : **TURKEY:** A d a n a : 1♂, SW Hasandede Geçidi, NE Kayadili, 37°30'N, 35°23'E, 1230 m, 26.IV.2007, leg. Brachat & Meybohm (cAss); 1♂, 3♀♀, Belededik, 37°20'N, 34°55'E, 690 m, 16.IV.2011, leg. Brachat & Meybohm (cAss); 2♀♀, N Kozan, S Eskiyen Geçidi, 37°38'N, 35°51'E, 630 m, 3.V.2002, leg. Brachat & Meybohm (cAss). K a h r a m a n m a r a ş : 1♀, Andırın-Geben, 11 km from Geben, 37°42'N, 36°27'E, 1320 m, 27.IV.2007, leg. Brachat & Meybohm (cAss); 1♂, 1♀, Geben-Göksun, 17 km from Göksun, 37°53'N, 36°27'E, 1550 m, 27.IV.2007, leg. Brachat & Meybohm (cAss); 1♀, Çınarpınar, 37°39'N, 36°35'E, 575 m, 22.IV.2009, leg. Brachat & Meybohm (cAss); 1♀, Çınarpınar, 37°40'N, 36°35'E, 960 m, 22.IV.2009, leg. Brachat & Meybohm (cAss); 1♀, SW İmalı, 37°20'N, 36°42'E, 1050-1100 m, 21.IV.2009, leg. Brachat & Meybohm (cAss); 1♂, 1♀, Tekir, 900-1400 m, 5.V.1978, leg. Besuchet and Löbl (cVog). O s m a n i y e : 1♀, Kaypak-Yarpuz, 37°06'N, 36°27'E, 990 m, 3.V.2007, leg. Brachat & Meybohm (cAss); 1♀, N Bahçe, Bekdemir, 37°16'N, 36°36'E, 1200 m, 21.IV.2007, leg. Brachat & Meybohm (cAss). H a t a y : 1♂, Antakya, Urabat, 6.V.1967, leg. Besuchet (cVog).

Comment: The original description of *M. caucasica* is based on a unique male from "Caucasus, Araxestal" (BENICK 1953). An examination of the aedeagus revealed that it is conspecific with *M. decolor*, whose description is based on type material from the Turkish provinces Hatay, Kahramanmaraş, and Adana (ASSING 2004b). The species was subsequently recorded (as *M. decolor*) from Kahramanmaraş, Adana, Kocaeli, and Gaziantep provinces (ASSING 2006, 2009, 2013).

Diagnosis: ♂: sternite VIII (Fig. 86) moderately transverse, posterior margin obtusely angled in the middle; median lobe of aedeagus (Figs 87-88) 0.24-0.25 mm long, with large crista apicalis; apical lobe of paramere yellowish.

♀: posterior margin of sternite VIII strongly convex, in the middle often shallowly concave; spermatheca (Fig. 89) minute, of the *M. parasita* type, but with much stouter proximal portion.

For a detailed description and additional illustrations see ASSING (2004b).

Confirmed distribution: Turkey (Kocaeli, Adana, Kahramanmaraş, Osmaniye, Hatay, Gaziantep); Azerbaijan.

***Meotica subnigra* ASSING, 2006 (Figs 90-93)**

Meotica subnigra ASSING, 2006: 252.

Type material examined: See ASSING (2006).

Additional material examined: **CYPRUS:** 1♂, 1♀, Paphos, Miliou, 8.VI.2016, leg. Miessen (cTro, cAss); 1♂, Kannaviou, Ezousa river, 350 m, 10.III.1996, leg. Frisch (cAss).

Comment: The original description is based on a unique male holotype from the Turkish province Kahramanmaraş. The species was subsequently recorded also from Greece (Pelopónnisos) and the Turkish province Muğla (ASSING 2013).

Based on the similar shape of the spermatheca, it seems possible that *M. subnigra* is conspecific with *M. arasensis*. Males from the vicinity of the type locality of the latter would be needed to clarify this.

Diagnosis: Body of dark coloration. Hind wings present. ♂: sternite VIII (Fig. 90) moderately transverse, posterior margin truncate; median lobe of aedeagus (Figs 91-92) 0.27-0.31 mm long; ventral process very slender both in ventral and in lateral view, and apically acute; apical lobe of paramere weakly to moderately infusate.

♀: sternite VIII approximately as long as broad, posterior margin broadly convex; spermatheca of the *M. parasita* type (Fig. 93).

For additional illustrations see ASSING (2006). The aedeagus is of similar general morphology as that of *M. parasita*, but distinguished by larger size, a greater distance between the smaller crista apicalis and the base of the ventral process, the presence of an indenture at the based of the ventral process (lateral view), and by a relatively smaller flagellum in the internal sac.

Distribution: Greece (Pelopónnisos); Turkey (Muğla, Kahramanmaraş); Cyprus.

***Meotica truncata* ASSING, 2004 (Figs 94-96)**

Meotica truncata ASSING, 2004b: 710 f.

Type material examined: See ASSING (2004b).

A d d i t i o n a l m a t e r i a l e x a m i n e d : **TURKEY:** 1♂, Izmir, Bozdağ, 38°20'N, 28°06'E, 1300-1560 m, 21.IV.2006, leg. Brachat & Meybohm (cAss); 1♂, 2♀♀, Aydın, Dilek Dağı, S Güzelçamlı, 37°41'N, 27°14'E, 440 m, 28.IV.2006, leg. Brachat & Meybohm (cAss); 1♀, Isparta, Sultan Dağları, W Çankurtaran, 38°15'N, 31°23'E, 1550 m, 17.IV.2008, leg. Brachat & Meybohm (cAss); 1♂, 1♀, Kayseri, 70 km SW Kayseri, Sultansazlığı National Park, 1000 m, 6.V.1978, leg. Besuchet and Löbl (cVog).

C o m m e n t : The original description is based on eight type specimens from the Turkish province Antalya (ASSING 2004b). The species was subsequently recorded also from Mersin, Kahramanmaraş, and Niğde provinces (ASSING 2006, 2013).

D i a g n o s i s : ♂: sternite VIII (Fig. 94) strongly transverse and with truncate or weakly concave posterior margin; median lobe of aedeagus (Fig. 95) approximately 0.25 mm long; ventral process strongly curved and apically straight (lateral view); crista apicalis broad; apical lobe of paramere blackish.

♀: sternite VIII with broadly convex posterior margin; spermatheca as in Fig. 96.

For additional illustrations see ASSING (2004a).

D i s t r i b u t i o n : Turkey (Izmir, Aydın, Antalya, Isparta, Niğde, Mersin, Kahramanmaraş, Kayseri).

***Meotica hamata* ASSING, 2011 (Figs 97-99)**

Meotica hamata ASSING, 2011: 213.

T y p e m a t e r i a l e x a m i n e d : See ASSING (2011).

A d d i t i o n a l m a t e r i a l e x a m i n e d : **UKRAINE:** 1♂, Kyiv, M "Lisova" env., leaf litter, 9.IV.2018, leg. Gontarenko (cAss).

C o m m e n t : *Meotica hamata* was originally described based on a unique male holotype from the Turkish province Bolu (ASSING 2011). The above male from Ukraine represents a new country record. Based on the similarly derived morphology of the aedeagus, this species is closely allied to *M. filiformis*.

D i a g n o s i s : ♂: sternite VIII (Fig. 97) strongly transverse, posterior margin obtusely produced in the middle; median lobe of aedeagus (Figs 98-99) of distinctive shape; ventral process apically spear-shaped in ventral view; apical lobe of paramere blackish.

♀: unknown.

For additional illustrations see ASSING (2011).

D i s t r i b u t i o n : Turkey (Bolu); Ukraine.

***Meotica zoiai* PACE, 1986**

Meotica zoiai PACE, 1986: 161.

C o m m e n t : The original description is based explicitly on a male holotype from "Hazara, dintorni di Dunga Gali", Pakistan. However, PACE (1986) illustrated the spermatheca, evidence that he also studied a female.

D i a g n o s i s : Based on the general shape of the median lobe of the aedeagus, this species is closely allied to *M. hamata*. For illustrations of the primary sexual characters see PACE (1986).

D i s t r i b u t i o n : Pakistan.

***Meotica orousseti* PACE, 1992**

Meotica orousseti PACE, 1992: 282.

C o m m e n t : The original description is based on a unique male from "Nepal, Royal Chitwan National Park, Sauraha" (PACE 1992).

D i a g n o s i s : For illustrations of the aedeagus see PACE (1992).

D i s t r i b u t i o n : Nepal.

Species of doubtful identity

Owing to the restrictive loan policy of the natural history museum in Paris, it is currently impossible to loan type material deposited in that institution. Unfortunately, this also applies to the type material of three species described from Northwest Africa by PEYERIMHOFF (1906, 1925, 1949): *M. dechorgnati* PEYERIMHOFF, 1906 (Algeria, Morocco), *M. juniperella* PEYERIMHOFF, 1925 (Morocco), and *M. occidua* PEYERIMHOFF, 1949 (Morocco). As long as they are unavailable for scientific study, these names will have to remain of doubtful identity. According to MUONA (1991), who studied type material, at least *M. juniperella* is a true *Meotica*. Two of the names are older than *M. moczarskii*, which has also been recorded from Morocco, and consequently threaten the validity of the name of a widespread and common species.

Based on the presence of a distinct anterior impression on the abdominal tergite VI, SCHEERPELTZ (1954) attributed three species to the subgenus *Meoticella* SCHEERPELTZ, 1954: *M. cedretorum* PEYERIMHOFF, 1915 (type species), *M. juniperella*, and *M. hispanica*. It can be inferred from the description of *M. occidua*, according to which this species is externally practically indistinguishable from *M. juniperella*, that it has tergite VI impressed anteriorly, too.

MUONA (1991) examined a female syntype of *M. cedretorum* and observed that its spermatheca is not of the *Meotica*, but of the *Oxypoda* type, consequently excluded the species from *Meotica*, and regarded *Meoticella* as a distinct monotypical genus.

Species excluded from *Meotica***Previous transfers and synonymies**

Meotica calabrica SCHEERPELTZ, 1954: now *Atheta calabrica* (SCHEERPELTZ, 1954).

Meotica circuliceps SCHEERPELTZ, 1954: synonym of *Leptusa piceata* MULSANT & REY, 1853

Homalota (Meotica) dissoluta EPPELSHEIM, 1888: now *Cousya dissoluta* (EPPELSHEIM, 1888)

Meotica minutissima SCHEERPELTZ, 1954: now *Hydrosmecta minutissima* (SCHEERPELTZ, 1954)

Homalota (Meotica) praecox EPPELSHEIM, 1888: now *Cousya praecox* (EPPELSHEIM, 1888)

Meotica roudieri JARRIGE, 1952: synonym of *Atheta misella* WOLLASTON, 1864

Meotica williamsi BERNHAUER, 1936: now *Thecturota williamsi* (BERNHAEUER, 1936)

***Apimela sabulicola* (BERNHAEUER, 1914)**

Aleuonota (*Apimela*) *sabulicola* BERNHAUER, 1914: 5.

Meotica quadraticollis SCHEERPELTZ, 1954a: 155; **nov.syn.**

Type material: Lectotype ♀, **present designation:** "♂ / Rotentm. Pass, Translv. Breit / ex coll. Breit / ex coll. Scheerpeltz / Typus *Meotica quadraticollis* O. Scheerpeltz / *Apimela*, J. Muona det. / Lectotypus ♀ *Meotica quadraticollis* Scheerpeltz, V. Gusarov des. 1996 / *Apimela sabulicola* Bh. V.I. Gusarov det. 1996" (NHMW).

Comment: The original description of *Meotica quadraticollis* is based on an unspecified number of syntypes from "den transsylvanischen Alpen (Rotenturmpaß)" (SCHEERPELTZ 1954a). Only one syntype was located in the Scheerpeltz collection. The specimen was examined, labelled as the lectotype, and identified as *Apimela sabulicola* by Vladimir Gusarov (Oslo). With his consent, the lectotype designation is here published.

***Tectusa killinica* nov.nom.**

Leptusa (*Micropisalia*) *kuehnelti* SCHEERPELTZ, 1963: 441 ff.

Meotica kühnelti [sic] (SCHEERPELTZ, 1963): PACE (1980).

Meotica kühnelti (SCHEERPELTZ, 1963): SMETANA (2004b).

Meotica kühnelti (SCHEERPELTZ, 1963): SCHÜLKE & SMETANA (2015).

Type material examined: Holotype ♀: "♀ / Ziria-Massiv, 2100 m, 21.IV.60, Felsspaltenmulm / Peloponnes, Griechenland, W. Kühnelt / Ziria, 2100 m, 21.IV.60 / ex coll. Scheerpeltz / Typus *Leptusa* (*Micropisalia*) Kühnelti O. Scheerpeltz / *Meotica* nec *Leptusa*, det. R. Pace 1979, tarsi 5-5-5 / *Tectusa killinica* nom. n., det. V. Assing 2017" (NHMW).

Comment: The original description of *Leptusa kühnelti* is based on a unique "♂ (Typus)" collected "in Felsspaltenmulm in 2100 m Höhe am 21.4.1960" in the Killini range, northeastern Pelopónnisos (SCHEERPELTZ 1963). PACE (1980) subsequently examined the specimen, noticed it was a female, and transferred the species to the genus *Meotica*. The present revision of the holotype, however, revealed that the species belongs to *Tectusa* BERNHAUER, 1899.

Tectusa kühnelti (SCHEERPELTZ, 1963) is preoccupied by *T. kühnelti* (SCHEERPELTZ, 1962), a species described from the same mountain range "in etwa 1600 m Höhe in einem Walde von *Abies cephalonica*" (SCHEERPELTZ 1962) and distinguished by completely different coloration alone (*T. kühnelti* (SCHEERPELTZ, 1962): forebody and abdominal apex pale reddish-brown; *T. kühnelti* (SCHEERPELTZ, 1963): forebody blackish-brown, abdomen uniformly blackish). Therefore, the junior secondary homonym *T. kühnelti* (SCHEERPELTZ, 1963) is replaced with the nomen novum *Tectusa killinica*.

Acknowledgements

We are grateful to the colleagues listed in the material section for the loan of specimens. Benedikt Feldmann (Münster) proof-read the manuscript.

Zusammenfassung

Die holarktische Gattung *Meotica* Mulsant & Rey, 1873 war bisher taxonomisch weitgehend ungeklärt und praktisch unbearbeitbar, insbesondere weil zahlreiche Arten ohne Genitalunter-

suchung beschrieben wurden und sowohl die intraspezifische Variabilität als auch die Verbreitungsgebiete unterschätzt worden waren. Eine Revision von Typen und weiterem Material ergab, dass die Gattung in der Paläarktis mit 20 beschriebenen Arten vertreten ist, von denen 18 in der West- und zwei in der Ostpaläarktis vorkommen. Die Identität dreier weiterer, aus Nordwestafrika beschriebener Arten, deren Typenmaterial derzeit nicht zugänglich ist, bleibt weiterhin ungeklärt. Ein Name der Gattungsgruppe sowie 23 Artnamen werden erstmals synonymisiert: *Meotica* Mulsant & Rey, 1873 = *Cryptusa* Mulsant & Rey, 1873, nov.syn.; *Meotica filiformis* (Motschulsky, 1860) = *M. capitalis* Mulsant & Rey, 1873, nov.syn., = *M. fageli* Benick, 1953, nov.syn.; *M. exilis* (Gravenhorst, 1806) = *M. simillima* Benick, 1953, nov.syn.; *M. pallens* (Redtenbacher, 1849) = *M. hansenii* Benick, 1953, nov.syn.; *M. filaria* (Fauvel, 1898) = *M. meridiogallica* Scheerpeltz, 1954, nov.syn.; *M. parasita* Mulsant & Rey, 1873 = *M. winkleri* Benick, 1953, nov.syn., = *M. bosnica* Scheerpeltz, 1954, nov.syn., = *M. albanicola* Scheerpeltz, 1969, nov.syn., = *M. aegyptia* Pace, 1983, nov.syn.; *M. moczarskii* Scheerpeltz, 1927 = *M. finnmarkica* Benick, 1953, nov.syn., = *M. romana* Benick, 1953, nov.syn., = *M. albanica* Benick, 1953, nov.syn., = *M. marchica* Benick, 1953, nov.syn., = *M. exigua* Benick, 1953, nov.syn., = *M. alpina* Benick, 1953, nov.syn., = *M. testacea* Benick, 1953, nov.syn., = *M. neapolitana* Scheerpeltz, 1954, nov.syn., = *M. stockmanni* Muona, 1978, nov.syn., = *M. anglica* Benick, 1991, nov.syn.; *M. ochsi* Benick, 1953 = *M. punctulata* Benick, 1953, nov.syn.; *M. normandi* Benick, 1953 = *M. franzi* Pace, 1983, nov.syn.; *M. caucasica* Benick, 1953 = *M. decolor* Assing, 2004, nov.syn.; *Apimela sabulicola* (Bernhauer, 1914) = *Meotica quadraticollis* Scheerpeltz, 1954, nov.syn. Damit übertreffen die nunmehr insgesamt 58 Synonyme die Zahl valider Artnamen nahezu um den Faktor drei. Nicht überraschend ist, dass allein 53 Synonyme auf die fünf häufigsten und am weitesten verbreiteten Arten entfallen: *M. moczarskii* (19 Synonyme), *M. filiformis* (12), *M. exilis* (8), *M. pallens* (8) und *M. parasita* (6). *Meotica kuehnelti* (Scheerpeltz, 1963) wird in die Gattung *Tectusa* Bernhauer, 1899 transferiert. *Tectusa kuehnelti* (Scheerpeltz, 1963) ist jedoch durch *T. kuehnelti* (Scheerpeltz, 1962) präokkupiert und wird daher durch *Tectusa killinica* nov.nom. ersetzt. Für *Meotica hoelzeli* Benick, 1953, *M. clavata* Benick, 1953, *M. simillima* Benick, 1953, *M. bosnica* Scheerpeltz, 1954, *M. albanica* Scheerpeltz, 1967, *M. moczarskii* Scheerpeltz, 1927, *M. marchica* Benick, 1953, *M. alpina* Benick, 1953, *M. exigua* Benick, 1953, *M. roubali* Benick, 1953, *M. neapolitana* Scheerpeltz, 1954, *M. ochsi* Benick, 1953, *M. smetanai* Scheerpeltz, 1967, *M. normandi* Benick, 1953, *M. quadraticollis* Scheerpeltz, 1954 und *Atheta filaria* Fauvel, 1898 werden Lektotypen designiert. Kurzdiagnosen aller Arten werden, soweit Material verfügbar, durch Abbildungen der Sexualmerkmale ergänzt. Ein Katalog der Arten der Paläarktis wird erstellt.

References

- ÁDAM L. (1987): Staphylinidae of the Kiskunság National Park (Coleoptera). — *Natural History of the National Parks of Hungary* **5**: 126-168.
- ASSING V. (2004a): New species and records of Staphylinidae from Greece (Insecta: Coleoptera). — *Linzer Biologische Beiträge* **36** (2): 593-613.
- ASSING V. (2004b): New species and records of Staphylinidae from Turkey III (Insecta: Coleoptera). — *Linzer Biologische Beiträge* **36** (2): 669-733.
- ASSING V. (2006): New species and records of Staphylinidae from Turkey IV, with six new synonymies (Coleoptera: Staphylinidae). — *Koleopterologische Rundschau* **76**: 223-276.
- ASSING V. (2007): Four new species and additional records of Staphylinidae from Spain (Insecta: Coleoptera). — *Linzer Biologische Beiträge* **39** (2): 761-775.
- ASSING V. (2009): On the Staphylinidae of Turkey. VI. Thirteen new species and additional records (Coleoptera). — *Koleopterologische Rundschau* **79**: 117-172.
- ASSING V. (2011): On the Staphylinidae of Turkey VIII. Eleven new species, two new synonymies, a new combination, and additional records (Coleoptera: Staphylinidae). — *Koleopterologische Rundschau* **81**: 179-227.

- ASSING V. (2013): On the Staphylinidae (Coleoptera) of Turkey IX. Five new species, a new synonymy, and additional records. — *Stuttgarter Beiträge zur Naturkunde A, Neue Serie* **6**: 103-125.
- ASSING V. (2019): Monograph of the Staphylinidae of Crete (Greece). Part I. Diversity and endemism (Insecta: Coleoptera). — *Contributions to Entomology* **69** (2): 197-238.
- ASSING V., SCHÜLKE M., BRACHAT V. & H. MEYBOHM (2018): On the Staphylinidae of the Greek island Corfu (Insecta: Coleoptera). — *Contributions to Entomology* **68** (1): 31-67.
- BENICK G. (1953): Studien über die Gattung *Meotica* MULS. et REY (Col. Staph.). — *Verhandlungen des Vereins für Naturwissenschaftliche Heimatforschung zu Hamburg* **31**: 53-80.
- BENICK G. (1962): 139. (Col. Staph.). Drei neue Staphylinidenarten aus Hamburg und Schleswig-Holstein. — *Bombus* **2**: 115-118.
- BENICK G. (1968): Weitere Untersuchungen zur Gattung *Meotica* MULSANT et REY (Col., Staphylinidae). — *Norsk Entomologisk Tidsskrift* **15**: 83-89.
- BENICK G. (1970): Einige neue Staphyliniden aus Österreich. — *Koleopterologische Rundschau* **48**: 3-8.
- BERNHAEUER M. (1914): Beiträge zur Kenntnis der paläarktischen Staphyliniden-Fauna. II. — *Münchener Koleopterologische Zeitschrift* **4** (1): 1-10.
- BERNHAEUER M. & O. SCHEERPELTZ (1926): Staphylinidae VI. Pars 82. — In: JUNK W. & S. SCHENKLING (eds), *Coleopterorum Catalogus. Volumen 5. Staphylinidae*. — W. Junk, Berlin: 499-988.
- BLACKWELDER R.E. (1952): The generic names of the beetle family Staphylinidae. — *Smithsonian Institution, United States National Museum Bulletin* **200**: 483 pp.
- BONDROIT J. (1913): Notes sur des Staphylinidae palearctiques. — *Annales de la Société Entomologique de Belgique* **57**: 297-300.
- CASEY T.L. (1911): New American species of Aleocharinae and Myllaeninae; pp. 1-245. — *Memoirs on the Coleoptera. II*. — New Era Printing Co., Lancaster, Pennsylvania: 259 pp.
- FAUVEL A. (1898): Catalogue des Staphylinidees de Barbarie et des Îles Açores, Madères, Salvages et Canaries. Supplément. Description des espèces nouvelles. — *Revue d'Entomologie* **17**: 93-113.
- GRAVENHORST J.L.C. (1806): *Monographia Coleopterorum Micropterorum*. — Henricus Dieterich, Gottingae: 236 pp.
- HEER O. (1839): Fascicule II; pp 145-360. — In: *Fauna Coleopterorum Helvetica Pars I*. — Orelli, Fuesslini et Sociorum, Turici: xxii + 652 pp.
- JOY N.H. (1915): A note on the small form of *Meotica exilis* ER. — *The Entomologist's Monthly Magazine* **51**: 277.
- KLIMASZEWSKI J., BRUNKE A., ASSING V., LANGOR D.W., NEWTON A.F., BOURDON C., PELLETIER G., WEBSTER R.P., HERMAN L., PERDEREAU L., DAVIES A., SMETANA A., CHANDLER D.S., MAJKA C. & G.G.E. SCUDDER (2013): Synopsis of adventive species of Coleoptera (Insecta) recorded from Canada. Part 2: Staphylinidae. — *Pensoft Series Faunistica No.* **104**: 1-360.
- KLIMASZEWSKI J., LANGOR D.W., PELLETIER G., BOURDON C. & L. PERDEREAU (2011): Aleocharine beetles (Coleoptera, Staphylinidae) of the province of Newfoundland and Labrador, Canada. — *Pensoft, Sofia-Moscow*: 313 pp.
- LOHSE G.A. (1974): Tribus 15-19 (Schistogenini-Aleocharini). — In: FREUDE H., HARDE K.W. & G.A. LOHSE (eds.), *Die Käfer Mitteleuropas, Band 5, Staphylinidae II (Hypocyphitinae und Aleocharinae), Pselaphidae*. — Goecke & Evers, Krefeld: 221-292.
- MOTSCHULSKY V. DE (1860): Énumération des nouvelles espèces de coléoptères rapportées de ses voyages. 3-ième article. — *Bulletin de la Société Impériale des Naturalistes de Moscou* **33** (2): 539-588.
- MULSANT E. & C. REY (1852): Description de quelques coléoptères nouveaux ou peu connus de la tribu des Brachelytres. — *Opuscules Entomologiques* **1**: 15-46.

- MULSANT E. & C. REY (1873): Description de divers coléoptères brévipennes nouveaux ou peu connus. — Opuscles Entomologiques **15**: 147-189.
- MULSANT E. & C. REY (1875a): Histoire naturelle des coléoptères de France. Brévipennes. Aleochariens (Suite). Myrmédoniaires. (2e Partie). — Deyrolle, Paris: 470 pp.
- MULSANT E. & C. REY (1875b): Description de quelques espèces de coléoptères nouveaux ou peu connus de la tribu des brévipennes. — Opuscles Entomologiques **16**: 179-202.
- MUONA J. (1974): The Finnish species of the genus *Meotica* MULSANT & REY (Coleoptera, Staphylinidae). — Notulae Entomologicae **54**: 63-64.
- MUONA J. (1978): Two new staphylinid beetles from Northern Europe (Coleoptera, Staphylinidae). — Notulae Entomologicae **58**: 125-126.
- MUONA J. (1979): The aleocharine types of MULSANT & REY (Coleoptera, Staphylinidae) I. — Annales Entomologica Fennica **45**: 47-58.
- MUONA J. (1991): The North European and British species of the genus *Meotica* MULSANT & REY (Coleoptera, Staphylinidae). — Deutsche Entomologische Zeitschrift, N. F. **38** (1-3): 225-246.
- NIKITSKY N.B., SEMENOV V.B. & M.M. DOLGIN (1998): The beetles of the Prioksko-Terrasny Biosphere Reserve – Xylobiontes, Mycetobiontes, and Scarabaeidae (with the review of the Moscow region fauna of these groups). Supplement 1 (with remarks on nomenclature and systematics of some Melandryidae of the world fauna). — Sbornik Trudov Zoologicheskogo Muzeya MGU (Supplement 1) **36**: 1-60.
- OSSWALD J., BACHMANN L. & V.I. GUSAROV (2013): Molecular phylogeny of the beetle tribe Oxypodini (Coleoptera: Staphylinidae: Aleocharinae). — Systematic Entomology **38**: 507-522.
- PACE R. (1980): *Leptusa (Micropisalia) kuhneli* [sic] SCHEERPELTZ, 1963 non appartiene alla tribu Bolitocharini, ma è specie del genere *Meotica* MULSANT, REY (Coleoptera Staphylinidae). — Nouvelle Revue d'Entomologie **10**: 265-268.
- PACE R. (1983): Studio su alcune specie iberiche e magrebine del genere *Meotica* MULS. & REY (Coleoptera, Staphylinidae). — Lavori, Società Veneziana di Scienze Naturali **8**: 31-36.
- PACE R. (1986): Aleocharinae del Pakistan raccolte da Stefano Zoia (Coleoptera, Staphylinidae). — Bollettino del Museo Civico di Storia Naturale di Verona **12** [1985]: 153-163.
- PACE R. (1992): Aleocharinae nepalesi del Museo di Ginevra. Parte VII (conclusione): Oxypodini e Aleocharini (Coleoptera, Staphylinidae). — Revue Suisse de Zoologie **99** (2): 263-342.
- PACE R. (2001): Aleocharinae raccolte in Grecia da P.M. Giachino e D. Vailati con descrizione di nuove specie (Coleoptera: Staphylinidae). — Bollettino del Museo Regionale di Scienze Naturali di Torino **18**: 127-135.
- PACE R. (2015): Biodiversity of Aleocharinae from Andean and Brazilian sub-regions: new data, new genus and new species (Coleoptera Staphylinidae). — Memoirs on Biodiversity **3**: 39-173.
- PALM T. (1972): 9 Skalbaggar. Coleoptera. Kortvingar: Fam. Staphylinidae. Underfam. Aleocharinae (*Aleuonota-Tinotus*). Häfte 7. — Svensk Insektfauna, Entomologiska Föreningen i Stockholm, Stockholm: 301-467, 7 plates.
- PEYERIMHOFF P.M. (1906): Nouveaux coléoptères du Nord-Africain (deuxième note). — Bulletin de la Société Entomologique de France **1906**: 37-39.
- PEYERIMHOFF P.M. (1915): Nouveaux coléoptères du Nord-Africain (vingtième note: faune de l'Aurès). — Bulletin de la Société Entomologique de France **1914**: 482-485.
- PEYERIMHOFF P.M. (1925): Nouveaux coléoptères du Nord-Africain. Cinquantième note. — Bulletin de la Société Entomologique de France **94**: 1-29.
- PEYERIMHOFF P.M. (1949): Études et descriptions de coléoptères marocains II. — Bulletin de la Société des Sciences Naturelles du Maroc **25-27** [1945-1947]: 248-308.
- REDTENBACHER L. (1849): pp. i-xxvii + 641-884. — In: Fauna Austriaca. Die Käfer. Nach der analytischen Methode bearbeitet. Bogen 41-58. — C. Gerold, Wien.

- SCHEERPELTZ O. (1927): Eine neue Art der Gattung der Gattung *Meotica* MULS. REY. mit einer Uebersicht der europäischen und mediterranen Arten der Gattung. (Col. Staphyl.). — *Coleopterologisches Centralblatt* **1** (5-6): 296-310.
- SCHEERPELTZ O. (1954a): Bestimmungstabelle der bis heute bekannt gewordenen paläarktischen Arten der Gattung *Meotica* MULS. REY. (Col. Staph.). — *Koleopterologische Rundschau* **32** [1951-1954]: 149-158.
- SCHEERPELTZ O. (1954b): Eine neue Art der Gattung *Meotica* MULS. REY aus Dänemark (Col. Staphyl.). — *Entomologiske Meddelelser* **27**: 58-65.
- SCHEERPELTZ O. (1958): Eine neue Art der Gattung *Meotica* MULS. REY aus Norwegen (Col., Staphylinidae). — *Norsk Entomologisk Tidsskrift* **10** [1956-1958] (4-5): 207-212.
- SCHEERPELTZ O. (1962): Neue Staphylinidenarten vom Peloponnes (Col. Staph.). — *Anzeiger der Österreichischen Akademie der Wissenschaften. Mathematisch-Naturwissenschaftliche Klasse, Abt. I* **99**: 255-270.
- SCHEERPELTZ O. (1963): Ergebnisse der von Wilhelm Kühnelt nach Griechenland unternommenen zoologischen Studienreisen. I. (Coleoptera-Staphylinidae). — *Sitzungsberichte der Österreichischen Akademie der Wissenschaften, Mathematisch-Naturwissenschaftliche Klasse, Abt. I* **172** (9-10): 413-452.
- SCHEERPELTZ O. (1967): Wissenschaftliche Ergebnisse der zoologischen Studienfahrt von Dr. A. Smetana-Praha nach Albanien im Jahre 1958 (Coleoptera [sic], Staphylinidae-Aleocharinae). — *Acta Entomologica Musei Nationalis Pragae* **37**: 517-550.
- SCHEERPELTZ O. (1969): Namensänderung. — *Koleopterologische Rundschau* **46/47** [1968-1969]: 107.
- SCHÜLKE M. & A. SMETANA (2015): Staphylinidae, pp. 304-1134. — In: LÖBL I. & D. LÖBL (eds), *Catalogue of Palaearctic Coleoptera. Volume 2. Hydrophiloidea – Staphylinidae*. Revised and updated edition. Leiden: Brill: xxvi + 1702 pp.
- SHARP D. (1915): A new species of *Meotica*. — *The Entomologist's Monthly Magazine* **51** (614): 205.
- SMETANA A. (2004a): New nomenclatorial and taxonomic acts, and comments. Staphylinidae. Staphylinidae, pp. 29-35. — In: LÖBL I. & A. SMETANA (eds), *Catalogue of Palaearctic Coleoptera. II. Hydrophiloidea – Histeroidea – Staphylinidae*. — Apollo Books, Stenstrup: 942 pp.
- SMETANA A. (2004b): Staphylinidae, subfamily Aleocharinae, pp. 353-494. — In: LÖBL I. & A. SMETANA (eds), *Catalogue of Palaearctic Coleoptera. II. Hydrophiloidea – Histeroidea – Staphylinidae*. — Apollo Books, Stenstrup: 942 pp.
- STRAND A. (1955): Die norwegischen Arten der Gattung *Meotica* MULS. ET REY (Col. Staph.). — *Norsk Entomologisk Tidsskrift* **9**: 246-251.
- VOGEL J. (1991): Zur Taxonomie mitteleuropäischer *Meotica*-Arten (Coleoptera: Staphylinidae - Aleocharinae) - Zwischenbericht. — *Verhandlungen Westdeutscher Entomologentag 1990, Düsseldorf* **1991**: 155-156.
- VOGEL J. (2015): Staphylinidae: Aleocharinae; pp. 19-20. — In: LÖBL I. & D. LÖBL (eds), *Catalogue of Palaearctic Coleoptera. Volume 2. Hydrophiloidea – Staphylinidae*. Revised and updated edition. Leiden: Brill: xxvi + 1702 pp.

Authors' addresses: Dr. Volker ASSING
 Gabelsbergerstr. 2
 D-30163 Hannover, Germany
 E-mail: vassing.hann@t-online.de

Jürgen VOGEL
 Albert-Blau-Str. 19
 D-02827 Görlitz, Germany
 E-mail: j.vogel@gmx.net