

# Teilautomatisierte Berichtslegung in ERIK

SLOW 2020

Referent: Benjamin Gedon (DJI)

[gedon@dji.de](mailto:gedon@dji.de)

# Gute-Kita-Gesetz



Bundesministerium  
für Familie, Senioren, Frauen  
und Jugend



ERiK

# Stakeholder



L<sup>A</sup>T<sub>E</sub>X

STaTa



Excel

STATA

# Tabellen: Vorgehen

Table 1: IV Analysis: Investment on Bribes table			
	(1) ln_invest	(2) ln_invest	(3) ln_invest
Bribe	-0.167 (-0.90)	-0.0617 (-0.44)	0.00939 (0.13)
medium(20-99)	0.339 (0.90)	0.298 (0.73)	1.024*** (8.74)
large(100 and over)	2.426*** (4.31)	1.578** (2.79)	2.654*** (17.07)
Govt=1	0.764 (1.31)	0.735 (1.42)	-0.112 (-0.63)
For=1	-0.341 (-0.95)	-0.486 (-1.41)	0.326* (2.14)
Obstacle	0.111 (0.64)	0.0340 (0.20)	0.114 (1.13)
Agree	-0.123 (-0.66)	-0.0445 (-0.25)	0.0196 (0.18)
lnAge	0.155 (0.62)	0.734** (2.63)	0.122 (1.90)
Constant	10.13*** (12.78)	8.684*** (9.98)	8.062*** (23.18)
Observations	6041	4724	1317

*t* statistics in parentheses

\*  $p < 0.05$ , \*\*  $p < 0.01$ , \*\*\*  $p < 0.001$

Note: Robust standard errors in parentheses



# Grafiken: Vorgehen





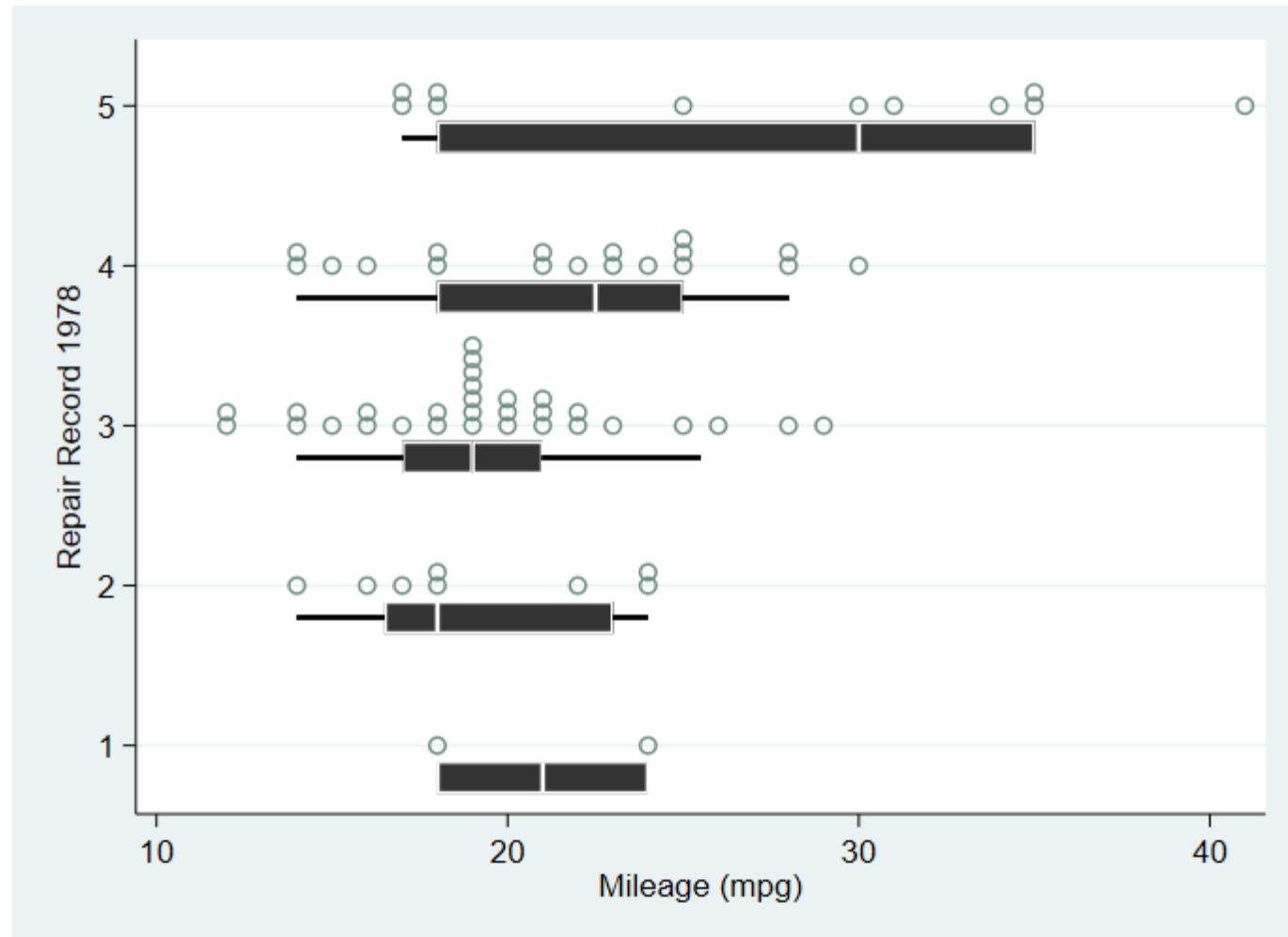
# Grafiken: Probleme



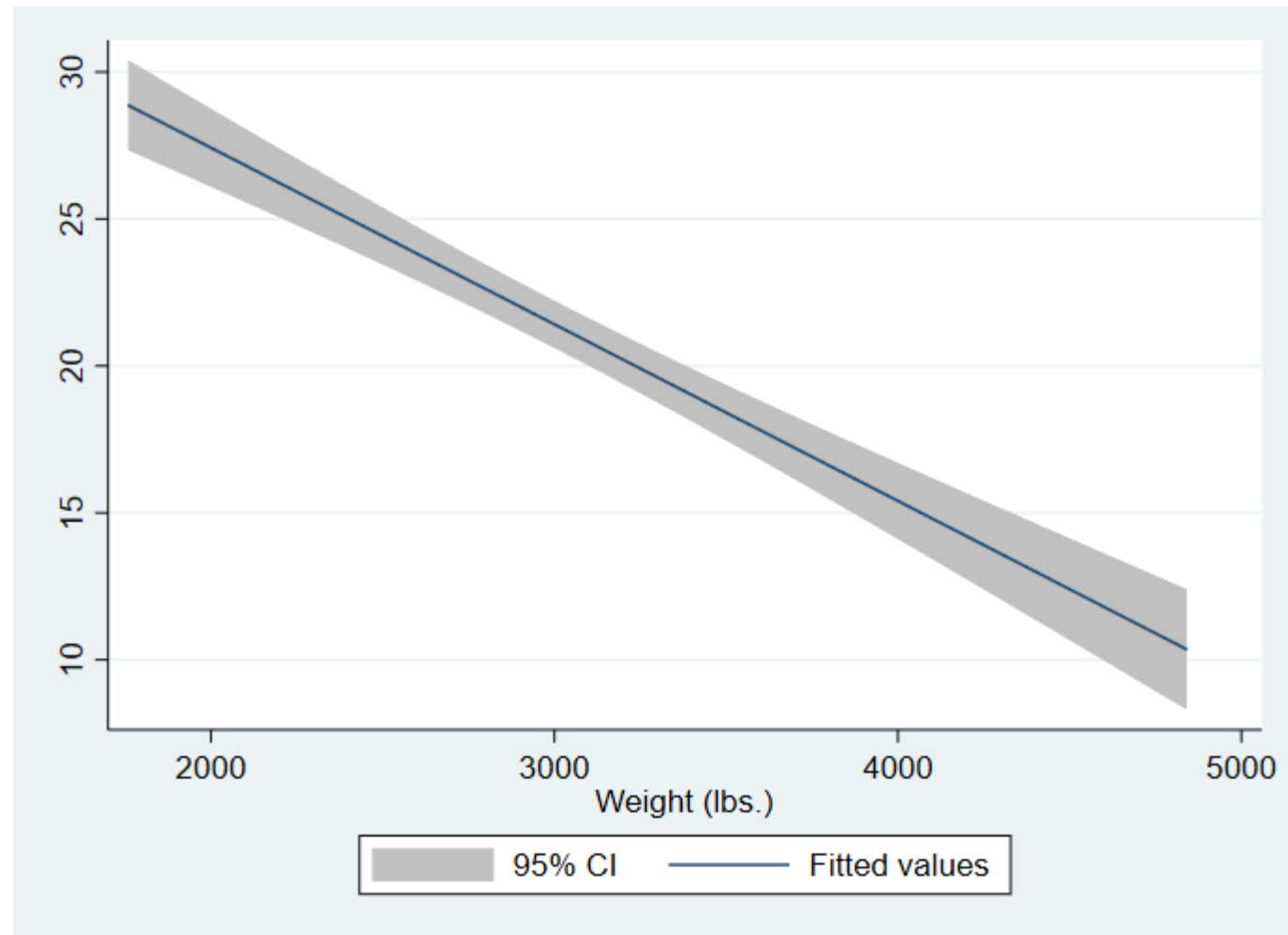


Weiteres  
Problem:  
Bayes

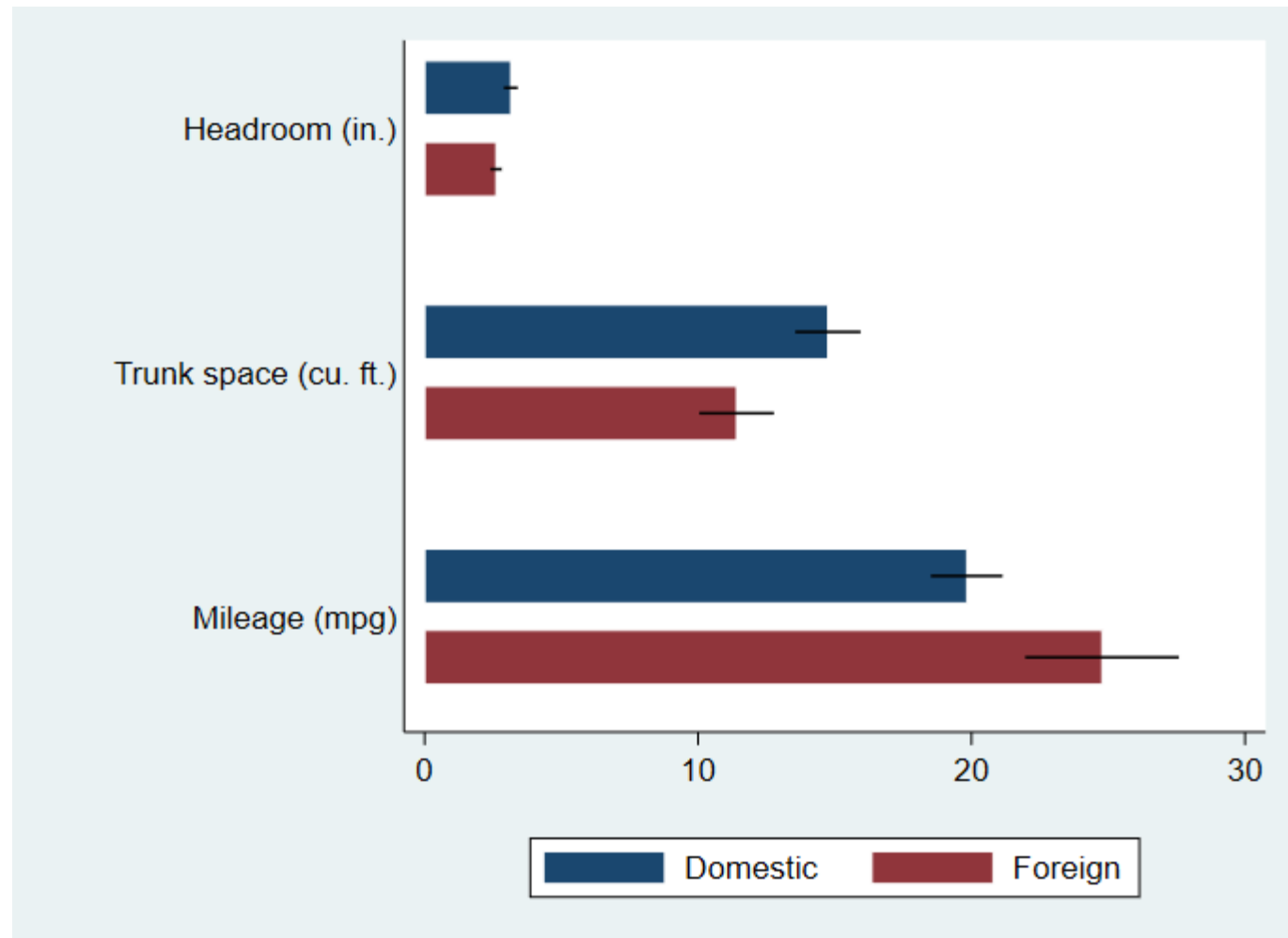
# Grafik: Verteilung metrisch



# Grafik: Line Plot



# Grafik: Bar Chart



# Grafik: Pie Plot

