



Distant Viewing Toolkit: A Python Package for the Analysis of Visual Culture

Taylor Arnold¹ and Lauren Tilton²

¹ University of Richmond, Department of Mathematics and Computer Science ² University of Richmond, Department of Rhetoric and Communication Studies

Links

- [Repository](#) ↗
- [Documentation](#) ↗
- [Project](#) ↗

Compiled: 20 January 2020

License

This paper is released under a Creative Commons Attribution 4.0 International License ([CC-BY](#)).

Summary

The Distant Viewing Toolkit is a Python package for the computational analysis of visual culture. It addresses the challenges of working with moving images through the automated extraction and visualization of metadata summarizing the content (e.g., people/actors, dialogue, scenes, objects) and style (e.g., shot angle, shot length, lighting, framing, sound) of time-based media. This toolkit is optimized for two purposes: (1) scholarly inquiry of visual culture from the humanities and social sciences, and (2) search and discovery of collections within libraries, archives, and museums.

Many open-source projects provide implementations of state-of-the-art computer vision algorithms. However, there are limited options for users looking to quickly build end-to-end pipelines that link together common visual annotations. Those tools that do exist focus on specific subtasks, such as as FaceNet's recognition of faces (Schroff, Kalenichenko, & Philbin, 2015), visual embedding with PixPlot (Duhaime, 2019), and FilmColors' analysis of color (Flueckiger & Halter, 2018). Different algorithms require varying dependencies, different input formats, and produce outputs using different schemas. Because of the rapid pace of scholarship across the many sub-fields of computer vision, it can be difficult to determine which algorithms to use and a significant amount of work to manually test every option. These challenges are exacerbated when working with moving images because most available computer vision libraries take still images as inputs.

The Distant Viewing Toolkit addresses these needs by (1) constructing an object-oriented framework for applying a collection of algorithms to moving images, (2) packaging together common sound and computer vision algorithms in order to provide out-of-the-box functionality for common tasks in the computational analysis of moving images, and (3) allowing video files alongside still images as an input. Currently provided algorithms include functionality for: shot detection (Pal et al., 2015), object detection (Li, Zhao, & Zhang, 2018), face detection (Jiang & Learned-Miller, 2017), face identification (Cao, Shen, Xie, Parkhi, & Zisserman, 2018), color analysis (Karasek, Burget, Uher, Masek, & Dutta, 2015), image similarity (Szegedy, Ioffe, Vanhoucke, & Alemi, 2017), optical flow (Farnebäck, 2003), and shot distance analysis (Butler, 2012).

The Distant Viewing Toolkit provides two interfaces. The low-level Python API provides for customized and advanced processing of visual data. The high-level command line interface is designed to be accessible to users with limited programming experience. Metadata produced by either interface can also be further aggregated and analyzed to find patterns across a corpus. Drawing on theories of exploratory data analysis, the package includes a custom JavaScript visualization engine that can be run on a user's machine to visualize the metadata for search and discovery. Together, these provide tools for the increasingly popular application of computational methods to the study of visual culture (Wevers & Smits, 2019). The following sections provide further explanation of the interfaces and visualization engine followed by a section on the process and development of the pack-

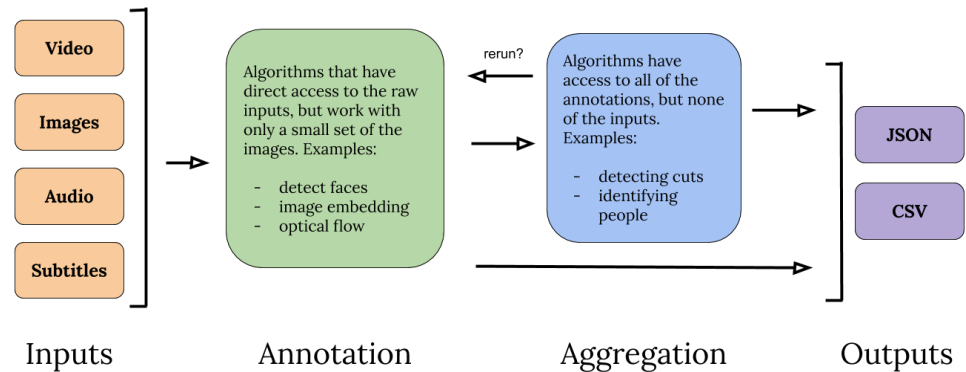


Figure 1: Schematic of the Distant Viewing Toolkit’s internal architecture. Algorithms are split into two types: annotators that have access to small chunks of the raw inputs and aggregators that have access to all of the extracted annotations but not the input data itself.

age. Detailed documentation and tutorials are provided in the package’s documentation: <https://distant-viewing.github.io/dvt/>.

Low-level Python API

The full functionality of the Distant Viewing Toolkit is available when using the full Python API. The toolkit starts by constructing a `DataExtraction` object that is associated with input data (either a video file or a collection of still images). Algorithms are then applied to the extraction object, with results stored as Pandas DataFrames that can be exported as CSV or JSON files. There are two distinct types of algorithms:

- **annotators:** algorithms that work directly with the source data but are able to only work with a small subset of frames or still images
- **aggregators:** algorithms that have access to information extracted from all previously run annotators and aggregators across across the entire input, but cannot directly access the visual data

The separation of algorithms into these two parts enables the writing of straightforward, error-free code and closely mirrors the theory of *Distant Viewing* (Arnold & Tilton, 2019):

Distant viewing is distinguished from other approaches by making explicit the interpretive nature of extracting semantic metadata from images. In other words, one must ‘view’ visual materials before studying them. Viewing, which we define as an interpretive action taken by either a person or a model, is necessitated by the way in which information is transferred in visual materials. Therefore, in order to view images computationally, a representation of elements contained within the visual material—a code system in semiotics or, similarly, a metadata schema in informatics—must be constructed. Algorithms capable of automatically converting raw images into the established representation are then needed to apply the approach at scale.

The annotator algorithms conduct the process of “viewing” the material whereas the aggregator algorithms perform a “distant” (e.g., separated from the raw materials) analysis of the visual inputs. The schematic in Figure 1 shows the relationship between these algorithms and the respective input and output formats.

There are many annotators and aggregators currently available in the toolkit. Pipelines—pre-bundled sequences of annotators and aggregators—are also included in the package. Details of these implementations can be found in the API documentation. Users can also

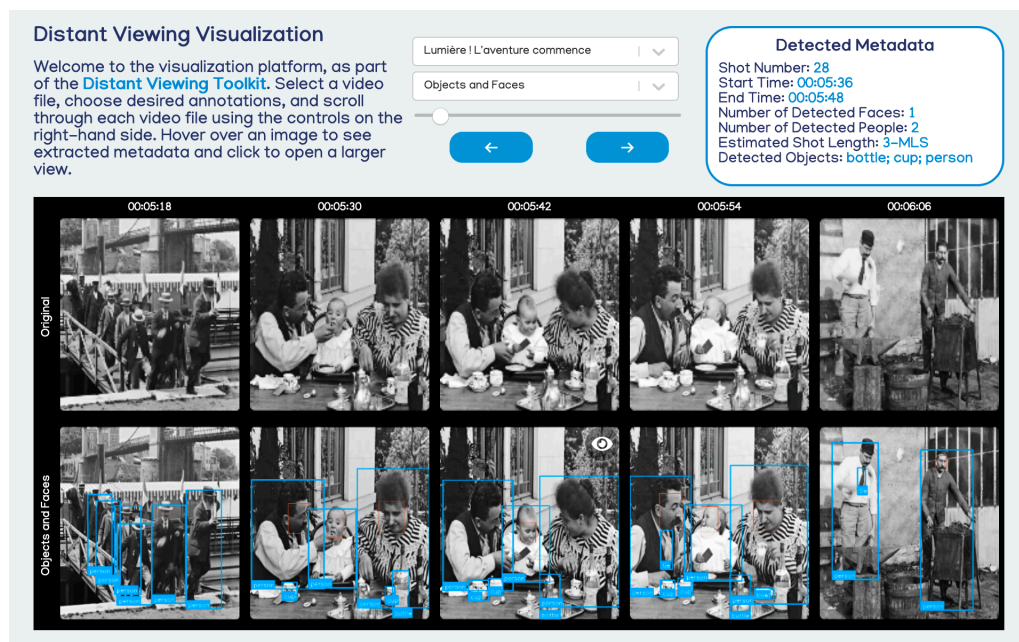


Figure 2: Example video page from the Distant Viewing Toolkit's command line video visualization applied to a short test clip. Users can click on the pull-down menus to select a video file and choose desired annotation type. Forward and backward buttons as well as a slider allow for scrolling through the frames within a particular video file. Hovering over an image displays the extracted metadata for each frame.

construct custom Annotator and Aggregator objects, as described in the documentation's tutorial.

High-level Command Line Interface

The command line tools provide a fast way to get started with the toolkit. Designed for users with no experience programming and minimal knowledge of machine learning, it is ideal for quickly getting meaningful results. Users call the command line by directly executing the Python module (e.g., "python -m dvt"), specifying the desired pipeline, and pointing to a video file or directory of images. The output data can be visualized using a local webserver. Figures 2 and 3 show an example of the video visualization using a short video clip. While the command line interface is meant to be easy to run out-of-the-box, it also affords a high-level of customization through command line options. These are documented within the toolkit using the **argparse** package. It is also possible to modify the visualization using custom CSS and JavaScript code. This makes the command-line interface particularly well-suited for classroom use, following the task-driven paradigm popular in Digital Humanities pedagogy (Birnbaum & Langmead, 2017).

Process and Development

Development of the Distant Viewing Toolkit follows best-practices for open-source software development (Wilson et al., 2014). Development of the software is done publicly through our GitHub repository, which has both a stable master branch and experimental development branch. The project includes an open-source license (GPL-2), uses the Contributor Covenant Code of Conduct (v1.4), and provides user templates for submitting issues and pull requests (Tourani, Adams, & Serebrenik, 2017). We make use of inte-




Figure 3: Example of the overlay shown when clicking on an individual frame. Users can use the navigation buttons on the right to close the overlay or choose to scroll through adjacent frames.

grated unit testing through the **pytest** package and TravisCL. The code passes checks for conforming to the common Python coding styles (checked with **pycodestyle**) and the relatively aggressive checks provided by **pylint** (Reitz & Schlusser, 2016). JavaScript coding style was verified with the static checkers JSHint and JSLint (Santos, Valente, & Figueiredo, 2015). Stable versions of the package are posted to PyPI as both source packages and pre-compiled wheels to make installation as straightforward as possible.

Because our audiences have different levels of comfort with computational approaches, we have streamlined the installation process. The package can be installed using a fresh version of Anaconda Python and packages available through the pip command on PyPI (both of which can be installed through GUIs if preferred). We have kept dependencies to a minimum, and have avoided software that is known to be difficult to install. For example, all of the included deep-learning algorithms are built using Tensorflow to avoid requiring multiple deep-learning libraries (Abadi et al., 2016). While Tensorflow can occasionally throw errors, we have found the CPU-version to be relatively error-free for non-technical users to install on both Windows and macOS relative to popular alternatives such as Caffe and Torch.

As of version 0.2.0, the core architecture of the toolkit is stable. We plan to continue to update the available algorithms available in the toolkit as well as make improvements to the interactive, web-based interface. We also continue to utilize the toolkit for specific applications with research partnerships. Our first published example application looks at Network-Era Sitcoms in the United States and offers a model for the kind of analysis of visual culture made possible by the Distant Viewing Toolkit (Arnold et al., 2019).

Acknowledgements

The Distant Viewing Toolkit is supported through a Digital Humanities Advancement Grant from the National Endowment for the Humanities (HAA-261239-18).



References

- Abadi, M., Barham, P., Chen, J., Chen, Z., Davis, A., Dean, J., Devin, M., et al. (2016). Tensorflow: A system for large-scale machine learning. In *12th {usenix} symposium on operating systems design and implementation ({osdi} 16)* (pp. 265–283).
- Arnold, T. B., & Tilton, L. (2019). Distant viewing: Analyzing large visual corpora. *Digital Scholarship in the Humanities*. doi:[10.1093/digitalsh/fqz013](https://doi.org/10.1093/digitalsh/fqz013)
- Arnold, T. B., Tilton, L., & Berke, A. (2019). Visual style in two network era sitcoms. *Cultural Analytics*. doi:[10.22148/16.043](https://doi.org/10.22148/16.043)
- Birnbaum, D. J., & Langmead, A. (2017). Task-driven programming pedagogy in the digital humanities. In *New directions for computing education* (pp. 63–85). Springer.
- Butler, J. G. (2012). *Television: Critical methods and applications*. Routledge.
- Cao, Q., Shen, L., Xie, W., Parkhi, O. M., & Zisserman, A. (2018). Vggface2: A dataset for recognising faces across pose and age. In *2018 13th ieee international conference on automatic face & gesture recognition (fg 2018)* (pp. 67–74).
- Duhaime, D. (2019). PixPlot. <https://github.com/YaleDHLab/pix-plot>.
- Farnebäck, G. (2003). Two-frame motion estimation based on polynomial expansion. In *Scandinavian conference on image analysis* (pp. 363–370).
- Flueckiger, B., & Halter, G. (2018). Building a crowdsourcing platform for the analysis of film colors. *Moving Image: The Journal of the Association of Moving Image Archivists*, 18(1), 80–83.
- Jiang, H., & Learned-Miller, E. (2017). Face detection with the faster r-cnn. In *2017 12th ieee international conference on automatic face & gesture recognition (fg 2017)* (pp. 650–657).
- Karasek, J., Burget, R., Uher, V., Masek, J., & Dutta, M. K. (2015). Color image (dis) similarity assessment and grouping based on dominant colors. In *2015 38th international conference on telecommunications and signal processing (tsp)* (pp. 756–759).
- Li, X., Zhao, H., & Zhang, L. (2018). Recurrent retinanet: A video object detection model based on focal loss. In *International conference on neural information processing* (pp. 499–508). Springer.
- Pal, G., Rudrapaul, D., Acharjee, S., Ray, R., Chakraborty, S., & Dey, N. (2015). Video shot boundary detection: A review. In *Emerging ict for bridging the future-proceedings of the 49th annual convention of the computer society of india csi volume 2* (pp. 119–127). Springer.
- Reitz, K., & Schlusser, T. (2016). *The hitchhiker's guide to python: Best practices for development*. O'Reilly Media, Inc.
- Santos, A. L., Valente, M. T., & Figueiredo, E. (2015). Using javascript static checkers on github systems: A first evaluation. In *Proceedings of the 3rd workshop on software visualization, evolution and maintenance (vem)* (pp. 33–40).
- Schroff, F., Kalenichenko, D., & Philbin, J. (2015). Facenet: A unified embedding for face recognition and clustering. In *Proceedings of the ieee conference on computer vision and pattern recognition* (pp. 815–823).
- Szegedy, C., Ioffe, S., Vanhoucke, V., & Alemi, A. A. (2017). Inception-v4, inception-resnet and the impact of residual connections on learning. In *Thirty-first aaai conference on artificial intelligence*.



Tourani, P., Adams, B., & Serebrenik, A. (2017). Code of conduct in open source projects. In *2017 IEEE 24th international conference on software analysis, evolution and reengineering (saner)* (pp. 24–33).

Wevers, M., & Smits, T. (2019). The visual digital turn: Using neural networks to study historical images. *Digital Scholarship in the Humanities*.

Wilson, G., Aruliah, D. A., Brown, C. T., Hong, N. P. C., Davis, M., Guy, R. T., Haddock, S. H., et al. (2014). Best practices for scientific computing. *PLoS biology*, 12(1).