



LIBER Webinar: Open a GLAM Lab



HOST



Caleb Derven

Head of Technical and Digital Services

University of Limerick

Caleb.Derven@ul.ie

@calebderven

SPEAKERS



Sophie-Carolin Wagner

Project Manager of ÖNB Labs,
Austrian National Library

sophie.wagner@onb.ac.at



Sarah Ames

Digital Scholarship Librarian, National
Library of Scotland

S.Ames@nls.uk

@semames1



Mahendra Mahey

Manager, British Library
Labs (BL Labs)

Mahendra.Mahey@bl.uk

@mahendra_mahey



NOTES

- **The webinar is being recorded.** All participants will receive a link to the recording later today.
- **Slides are on Zenodo:** See the chat box for the link.
- **Questions?** Put them in the chat box. We'll put questions to the speakers at the end of the webinar.

Overview

Chair and introduction - Caleb Derven (Head of Technical and Digital Services, University of Limerick) - 5 minutes

GLAM Labs community and why 'booksprint' - Mahendra Mahey (BL Labs Manager, British Library) - 10 minutes

Booksprint method to create 'Open a GLAM Lab' - Sophie-Carolin Wagner (Project Manager, ONB Labs, Austrian National Library) - 10 minutes

A look inside 'Open a GLAM Lab' book and impact - Sarah Ames (Digital Scholarship Librarian, National Library of Scotland) - 10 minutes

Question and Answer - 15 minutes

Slides available from: <http://tiny.cc/Open-a-GLAM-Lab-200119>

What is a (digital) GLAM Lab?

- Space in a GLAM to experiment and innovate *online* or *onsite* with digitised and / or born digital collections and data
- Needs 'Labber' type people to run it
open, experimental, trying new things out, taking risks, overcoming barriers (sometimes institutional), formalised disobedience, change makers, transformers, need to be trusted, can be contagious 😊 - seek your inner 'Labber'!



Inside a GLAM Lab...

...there are digital maps, photographs and manuscripts, 3D virtual objects of Egyptian heads and vases, digitised books from the 17th century with pictures of strange animals next to the originals, sound recordings of machines and violin music, old TV programmes, millions of pages of text from newspapers, video games from the 1980s, websites which no longer exist, and computer programs which worked on machines that no one makes any more. There are people coming in and out; to chat, to tinker, to transform, and to share.

Excerpt adapted from 'Open a GLAM Lab' page 34

Running since March 2013

- Supported over 175 projects in 6 years with researchers, artists, entrepreneurs, educators and British Library staff
- Competitions, Awards and Projects
- Helping to build global community of Galleries, Libraries, Archives and Museums (GLAM) Labs

BRITISH
LIBRARY

British Library Labs

Experiment with our digital collections

<http://www.bl.uk/projects/british-library-labs>

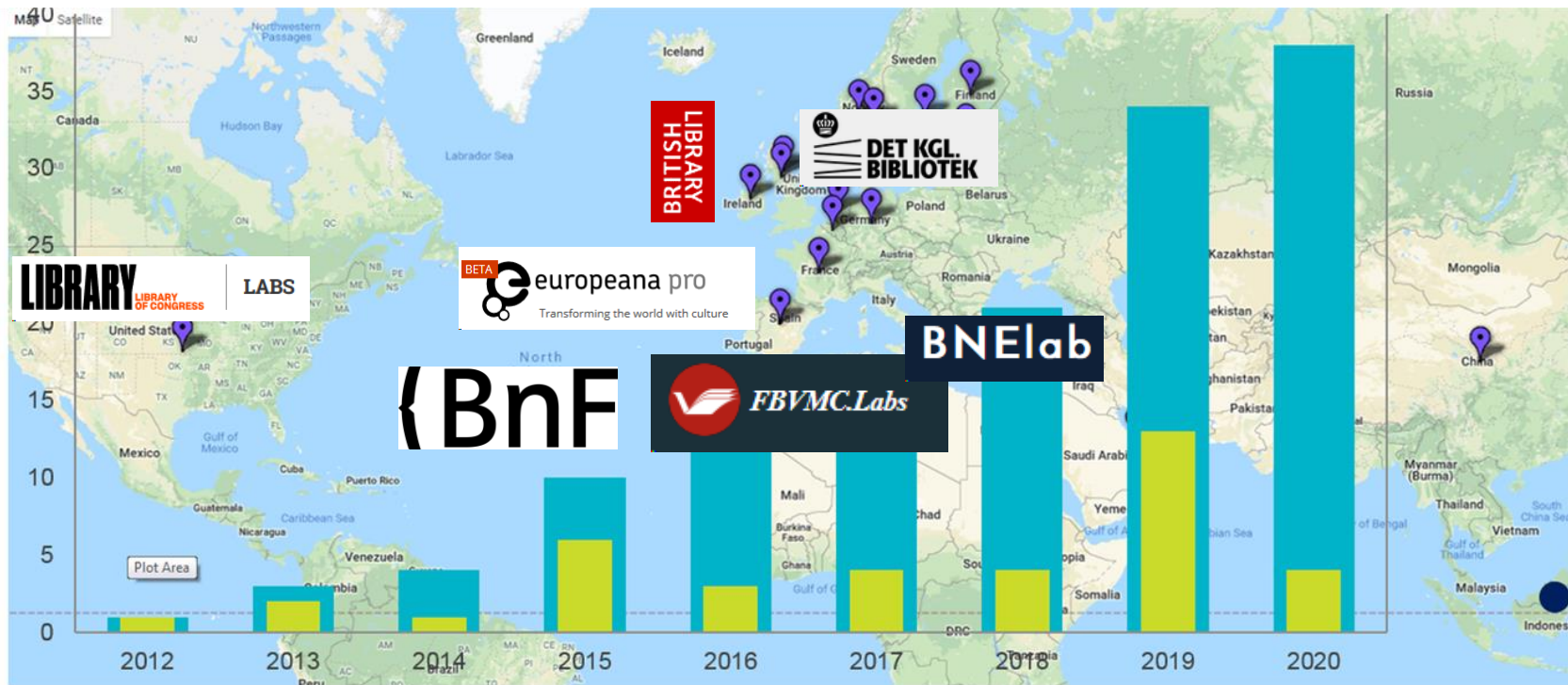
Previously funded by the Andrew W. Mellon Foundation and now the British Library

GLAM Labs can address the following challenges

- **Return on investment on digitising / capturing digital**
 - how are they being used, what value and impact they are having, especially when opening collections for all.
- **What digital collections can be used openly and onsite?**
 - how to tell people online and physically, go to them, they won't necessarily come to you!
- **How we are and should be supporting our users when they want access and experiment with digital collections manually and computationally?**
 - right access, discovery to digital collections / data, advice, guidance, technical support, training. Are GLAMs providing the right services, tools and processes?
- **Explore the 'feel', 'shape', 'patterns' 'needles in haystacks' of collections at scale**
 - especially using computational methods, GLAM Labs sometimes found in digital scholarship (e.g. digital humanities) departments
- **Circular value - find, explore, augment discovery in often 'messy' cultural heritage data and put that data back (help improve the GLAM)**
 - often without public computational access (requires considerable investment)
- **Discover, celebrate old culture, research and remix to create new culture for inspiration & joy to make relevant**

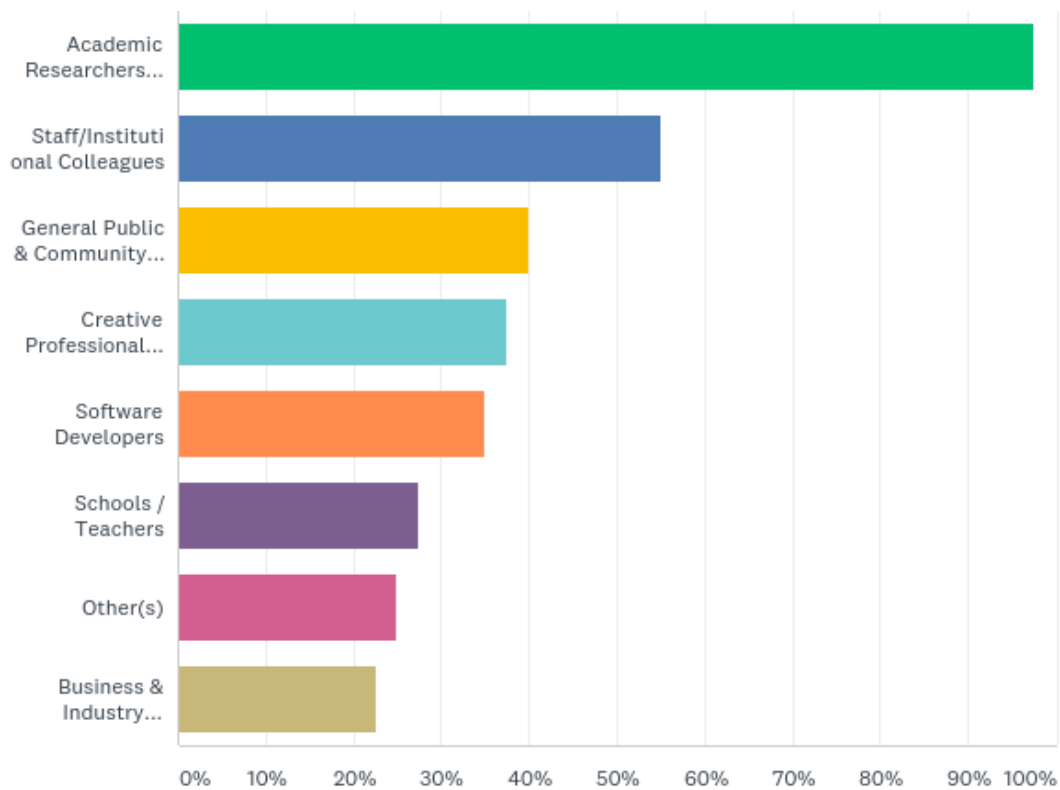
Growing GLAM Labs International Community

Data from Building Library Labs Survey - Jul - Sep 2018

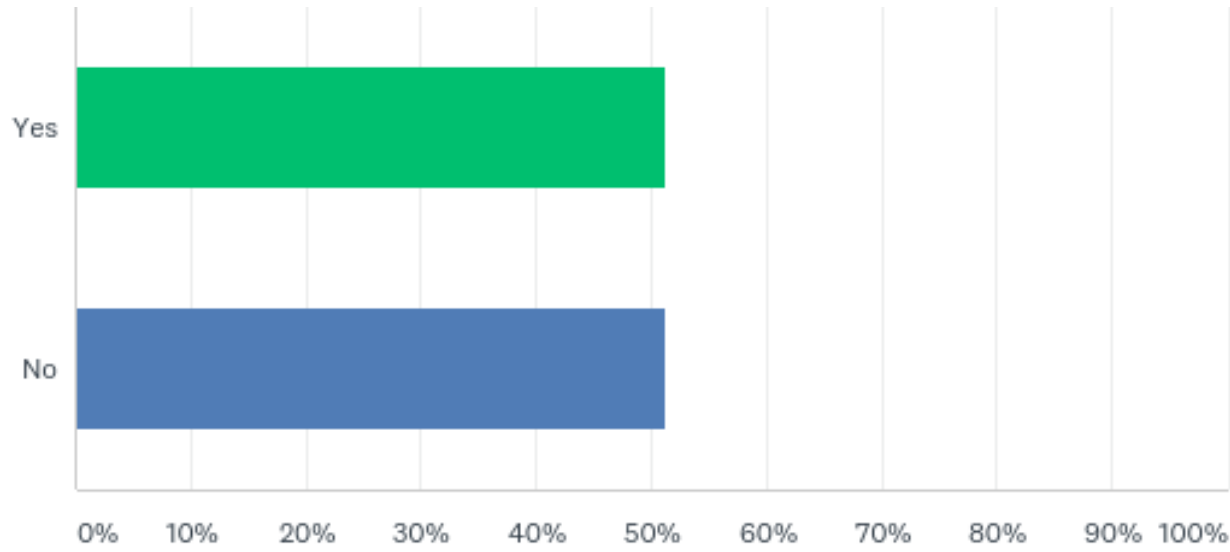


Get data here: <https://goo.gl/66icov> (you will need a google account)

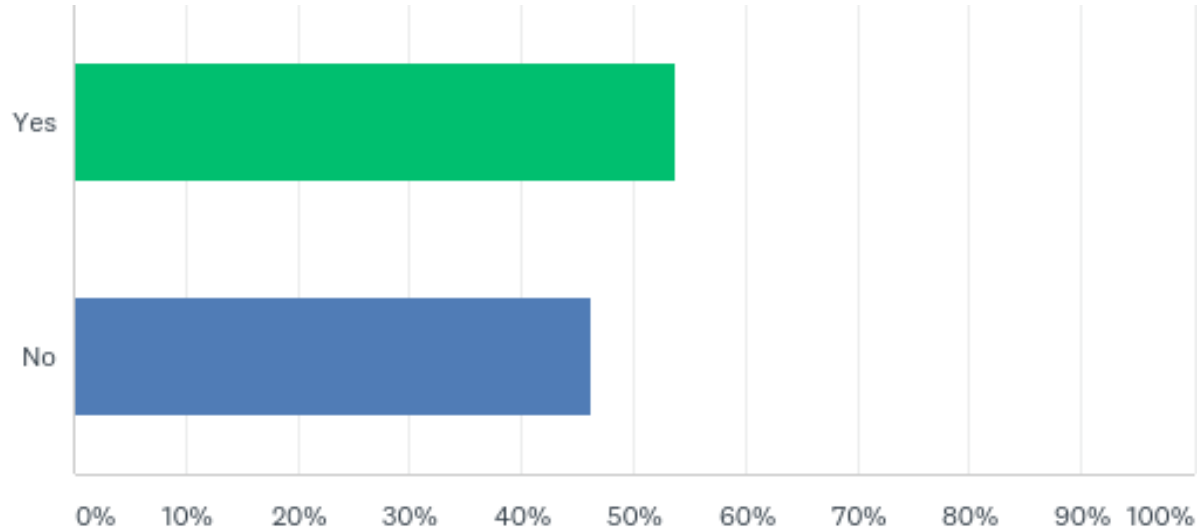
Who does your Lab primarily aim to serve?



Does your Lab have a dedicated physical space?



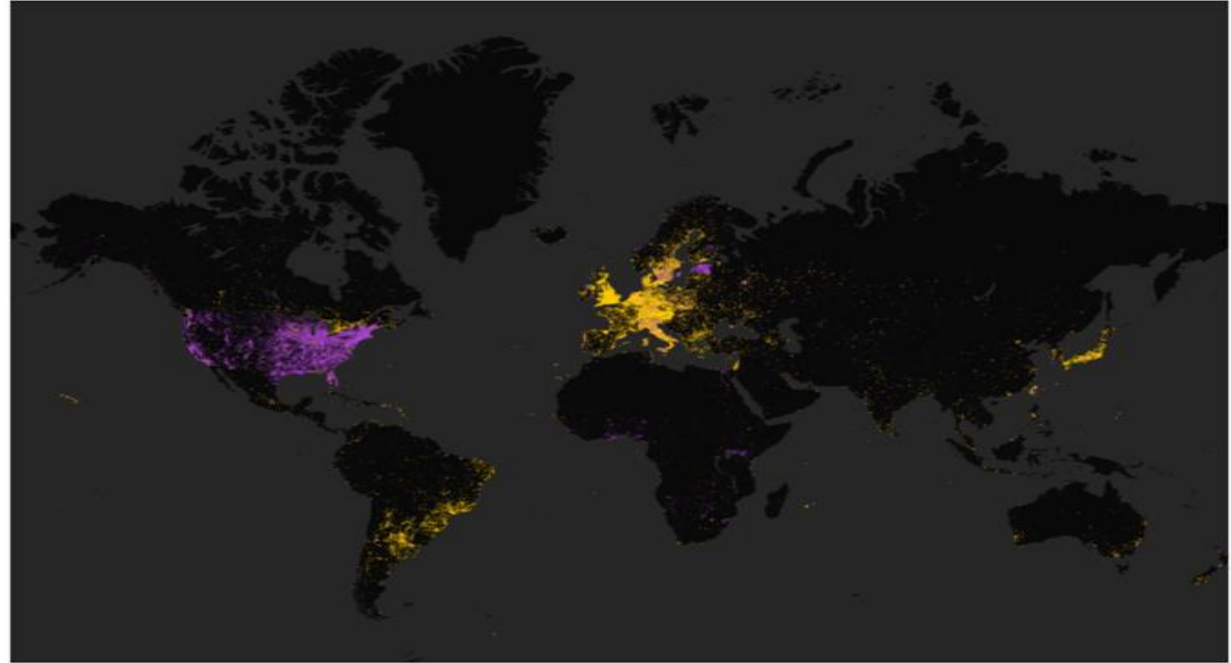
Does your Lab facilitate access to restricted digital collections / data?



Finding GLAMs

<https://meta.wikimedia.org/wiki/FindingGLAMs>

Global GLAM Labs
directory in development
by Somia Salim (India) &
Fidelity Phiri (Zambia) at
UCL Qatar



A map of over 70,000 cultural heritage institutions on Wikidata, 20,000 have been added by FindingGLAMs (in purple).

Global Labs list to increase collaboration

<http://tiny.cc/World-GLAM-Labs> see also Wikidata Map on glamlabs.io

Why form a GLAM Labs community?

- Very little existed previously as community of practice in this specific space (GLAM Labs)
- Lots of experiences of planning, setting up, running and ensuring Labs thrive - increasing our joint understanding
- Not reinvent the wheel
- Make existing or planned GLAM Labs can be the best they can be
- Values of openness, genuine willingness to share, supportive and kind
- Professionally rewarding
- Ability to benchmark Labs in terms of resourcing, mentoring and collaboration opportunities to increase capacity
- Tell the world what we do

Building Library Labs 13-14 September 2018, London

Building Library Labs – Programme

13-14 September 2018, British Library, Foyle Centre for Conservation, Euston Road, NW1 2DB, UK ([map for venue](#)).

Wi-Fi details while at the British Library are available [here](#).
Some links on these pages are only accessible to workshop delegates (including remote participants) through a [Google account](#); if you don't have one, you can [create one here](#).
To request access to these links and the 'Google event documents folder', click [here](#). Please remember to include your name and institution name / details about you (i.e. why you want to join) when making the request, so we know exactly who you are.
Detailed joining instructions for all participants (at the library as well as those participating remotely) are available [here](#).
Could all participants please be sure to complete our [Labs survey](#) before the event (12/09/2018 23:59, GMT) and the [event feedback form](#) by the end of the workshop?

Day 1 – Thursday 13 September 2018

0900 – 1000 Registration, coffee / refreshments & networking (see delegate [biographies](#)) (Foyle Foyer)

1000 – 1005 Welcome to the British Library (Foyle Suite)

[Paul Seaton](#), Chief Operating Officer, British Library

1005 – 1015 Overview of the event - What do we want to achieve? (Foyle Suite)

[Adam Farquhar](#), Head of [Digital Scholarship](#) & Principal Investigator of [BL Labs](#), British Library

1015 – 1030 Summary analysis of the 'Building Library Labs' survey (Foyle Suite) (followed by brief [questions](#))

[Nora McGregor](#), Digital Curator (Europe & the Americas), Digital Research team, British Library

1030 – 1110 The British Library Labs journey (Foyle Suite) (followed by [questions](#))

[Adam Farquhar](#), Manager, [BL Labs](#), British Library & [Adam Farquhar](#)

1110 – 1245 Parallel breakout sessions (Foyle Suite) & coffee / refreshments (Foyle Foyer)

Introduced by [Adam Farquhar](#)

For more details, & to sign up for a breakout session, follow [links](#) below (slots have limited spaces):

1. [Library Labs services](#) (Foyle Suite) - [Rosanne Anagnostou](#) (facilitator), Digital Curator (Digitisation), Digital Research team, British Library & [Eleanor Cooper](#) (scribe), Project Officer, BL Labs, British Library (10 spaces)
2. [Technical infrastructure for Library Labs](#) (Foyle Suite) - [Adam Farquhar](#) (facilitator) & [Sara Wilson](#) (scribe), Digital Curator (Contemporary British Collections), British Library (10 spaces)
3. [Library Labs spaces](#) (Foyle Suite) - [Lara Wilson](#) (facilitator), Digital Scholarship Adviser, BL Labs - National Library of the Netherlands & [Duth Horstford](#) (scribe), EAP Grants Manager, British Library (10 spaces)

- Format - sticking a USB stick into people's brains and downloading their experiences and expertise
- Discussions, lightning talks, longer talks, debates
- Bigger than Libraries - GLAMs!
- Over 100 pages of notes
- Idea to write a book through a Booksprint



Programme: <https://goo.gl/X3XpSY>

YouTube: <https://bit.ly/2YMxXYj>

Building Library Labs 4-5 March 2019 Copenhagen, Denmark (part of Digital Humanities Nordic)

Building Library Labs 2 Programme (4 & 5 March 2019)

Madelokale Diamanten (The Black Diamond) E-Øst, B-Øst Lille K, B-Øst Store K, Det Kongelige Bibliotek (Royal Library of Denmark), Søren Kierkegaards Plads 1, 1016 Copenhagen, Denmark ([map for venue](#))

Wi-Fi is available for laptops at the Black Diamond and Royal Library of Denmark.

Some links on these pages are only accessible to workshop delegates (including remote participants) through a [Google account](#). If you don't have one, you can [create one here](#). To request access to these links click on the '[Google event documents folder](#)', remember to include your name and institution name / details about you (i.e why you want to join) when making the request, so we know exactly who you are.

Could all participants please be sure to complete the [event feedback form](#) by the end of the workshop.

The programme is divided into 3 broad themes:

1. Building library labs community
2. Planning / setting up labs, working in or with a lab (strategy)
3. Services/projects/data/existing or concrete services or projects

Day 1 - Monday 4 March 2019



0900 – 0945 **Registration, coffee / refreshments & networking** (Holm E Nord)

1000 – 1005 **Welcome to the Royal Danish Library (Kulturvssalen)**
[Kira Stine Hansen](#), University Librarian at Copenhagen University, Deputy Director General at the Royal Danish Library and University Librarian at Roskilde University

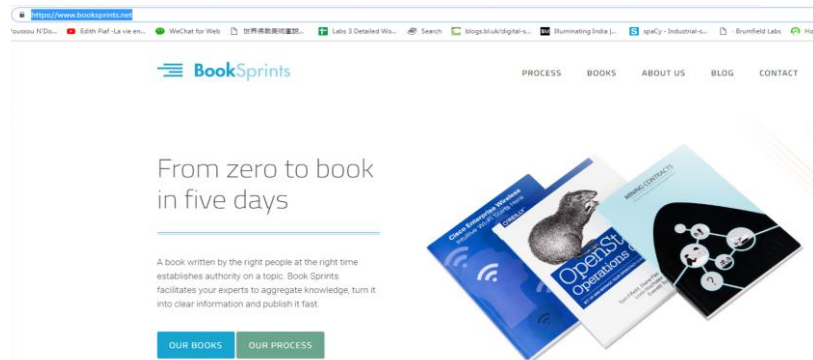
1005 – 1020 **Overview of the Building Library Labs Workshop (Kulturvssalen)**
[Katrine Gasser](#), Head of Section, Royal Library of Denmark and [Mahendra Mahay](#), Manager, [BL Labs](#), British Library

What happened in the last workshop, what we hope to achieve in this one, an overview of the programme and practical/logistical information.

1020 – 1130 **A Lab under the microscope - The Royal Danish Library (Kulturvssalen)**
University Labs - [Christian Knudsen](#), Special Adviser, Copenhagen University Library
National Library - [Anders Myrvold](#), Programme Manager, Danish Web Archive at the Royal Library of Denmark and [Ditte Laursen](#), Head of Department, Royal Danish Library
Technical Lab - [Katrine Gasser](#), Head of Section-IT, Royal Library of Denmark



GLAM Labs BookSprint 23-27 September 2019, Doha, Qatar



5 days, 16 people to write a book.
Other teams in different time zones editing, proofing
and illustrating each day when other group sleeping

Programme: <https://goo.gl/JuujQ5>

Over 100 pages of notes again
Also GLAM Labs not just Libraries

<https://www.booksprints.net/>




Booksprint Doha – 5 days to write a book
September 2019

A woman with short brown hair and glasses, wearing a grey sweater and a dark skirt, stands at the head of a long conference table. She is facing a group of about 15 people seated around the table. The room is bright with large windows in the background. Several laptops are open on the table, and some participants are looking at their screens. The atmosphere appears to be a professional meeting or training session.

Booksprint Method Supervised Process



Brainstorming & Clustering Ideas

A group of people are gathered in a room for a workshop or meeting. In the foreground, two people are seated, looking towards the back of the room. In the background, four people are standing. A woman in a black dress and glasses is standing on the right, facing the group. To her left, a man in a grey t-shirt and dark pants stands with his arms crossed. Further left, a woman in a light-colored top and a long black and white striped skirt stands with her hands clasped. Next to her is a woman in a white t-shirt and blue jeans with her arms crossed. On the far left, a man in a dark t-shirt is looking down. The wall behind them is covered with several sheets of paper, each filled with yellow sticky notes. The papers have titles like 'Data / Collections', 'Tools', and 'Transcription'. A large whiteboard on a stand is on the left side of the room. A wooden door is in the background. A black speaker is mounted on the wall above the door.

Step-by-Step Guided through the Process

- Target readers
- Structure
- Tasks:
 - Titleless sections / chapters
 - Examples consistency
 - Recipes exist
 - ✓ Other boxes / tips / ...
 - ↳ Get rid of it??
 - Illustrations ← ^{presented?} caption? ^{moving?} mistakes?
- Interests?
- Take-aways.
- Inputs future of Labs!

Priorities:

Section 6.2

- Needs better structure + to be done examples
- Section 4.1
 - 4.1 strong
 - 4.2 weak
 - 4.3 very good
 - 4.4 sketchy
 - 4.5 needs work
- ① Recipes - Gns
- Examples / case studies

Prioritising and finding a Voice

A close-up, warm-toned photograph of a person's hands typing on a silver laptop keyboard. The person is wearing a dark watch on their left wrist. To the right of the laptop, a white ceramic cup of coffee is visible. The background is softly blurred, showing a desk with papers and a pen. A semi-transparent dark grey banner is positioned at the bottom of the image, containing the text "Individual Writing" in a white, serif font.

Individual Writing

A person wearing a black hijab is seated at a round, light-colored table, working on a black laptop. The laptop screen displays a web application with a blue header and a diagram of a person holding a sign. The person's hands are on the keyboard. On the table, there are two clear plastic water bottles with red caps and labels, a dark brown mug, a white smartphone, and several yellow sticky notes. The background shows a window with curtains and a potted plant.

Booksprint Software



Revising / Rewriting / Restructuring

A group of people are working together in a meeting room. In the foreground, a woman wearing a black hijab is looking down at a laptop. Next to her, another woman is also looking at a laptop. In the background, a man is standing and pointing at a whiteboard, while a woman stands next to him. Another man is sitting at a table in the background, looking at a laptop. The whiteboard has several sticky notes on it, including "Starting Questions", "What does a Lab post (owner)", "Design Principles", "What is a Lab post (owner)", "What is a Lab post (owner)", and "What is a Lab post (owner)". The room has large windows with a view of a city. There is a potted plant on the table and a water bottle on the table. The text "Small teams working on chapters" is overlaid on the image.

Small teams working on chapters

A photograph of three people in a meeting. A woman in a black hijab stands behind a seated woman with long brown hair, who is gesturing while talking. A man with glasses and a beard leans over a laptop, looking at the screen. The background features a whiteboard with several yellow sticky notes. The scene is set in a modern office with large windows and indoor plants.

Integrating external Reviews



3 Rounds of Revision & Target Readers



A book in 5 days

The GLAM Labs Book!



OPEN

A

GLAM

LAB

Inside the GLAM Lab book...

Foreword

Foreword: GLAMs and Labs

Foreword: Qatar National Library

Foreword: Chartered Institute of Library and Information Professionals (CILIP)

Acknowledgements

The authors

Introduction

About this book

Summary

Introducing GLAM Labs

Defining a Lab

Benefits of a Lab

Key points

Building a GLAM Lab

Values

Designing a Lab

Realising a Lab

Key points

GLAM Lab Teams

Forming the Lab team

Team allies

Letting teams thrive

Key points

User Communities

Understanding users

Engagement

Collaboration and partnerships

Key points

Rethinking Collections as Data

About digital collections

Sharing data

The Lab Data Recipe

Key points

Transformation

Labs championing change

From prototype to practice

Key points

Funding and Sustainability

Funding

Sustainability

Retirement and decommission

Key points

Into the Future with GLAM Labs

Into the future with GLAM Labs

Annexes

Bibliography and further reading

Acronyms

Data Formats

Colophon

Facilitated by



Main Organizers



Participating Institutions



KB national library of the Netherlands




STATE LIBRARY
NEW SOUTH WALES



KBR Where time is treasured



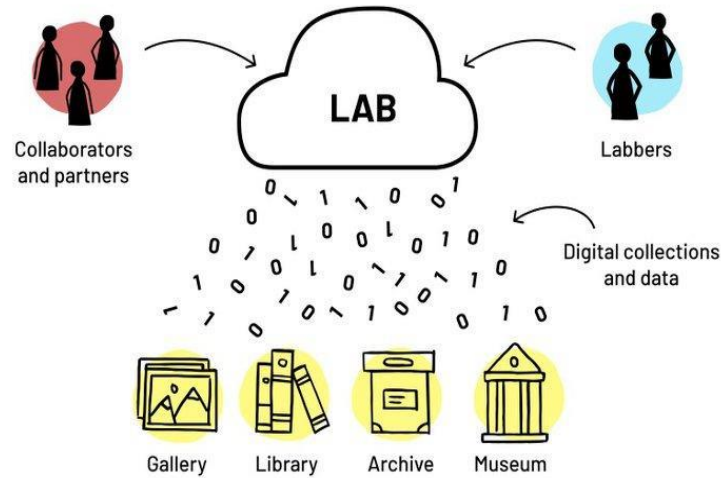
UNIVERSITY of LIMERICK
OILSCOIL LUIMNIGH



Print Edition



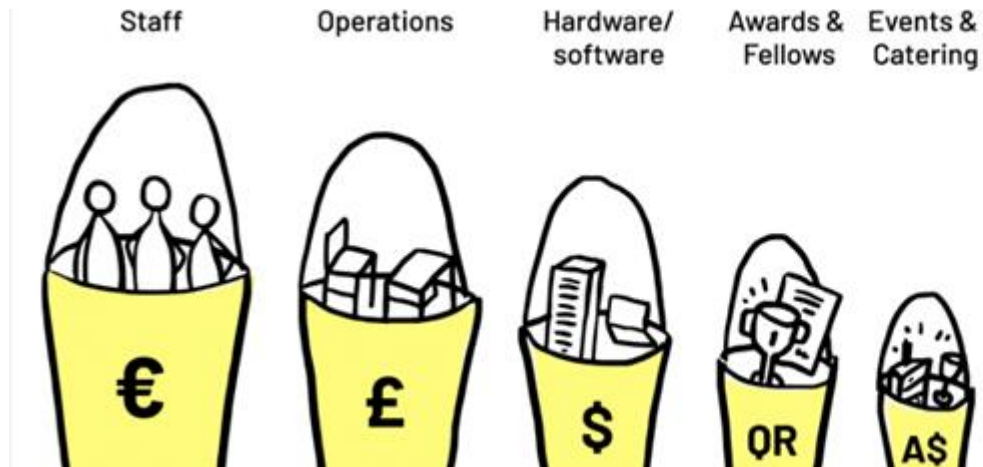
Highlights



Introducing GLAM Labs

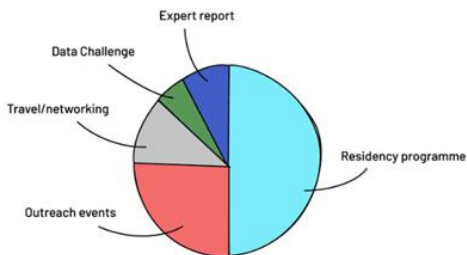
Cultural heritage institutions need a digital shift. Galleries, Libraries, Archives and Museums (GLAM) Labs will make that shift happen. Operating at the intersection of digital cultural heritage, innovation, technology and creativity, they provide significant benefit.

Highlights



Funding and Sustainability

Labs can't work without money. This chapter discusses the various funding options and their pros and cons, and how to plan for a Lab's sustainability.



Example of an operational Lab budget

Note that the staff, administration and technical infrastructure costs are covered by the parent organisation in this example.

Highlights



GLAM Lab Teams

There is no Lab without people. This chapter discusses the qualities to look for in the Labs team and how to go about finding allies within and outside the institution. Furthermore, it offers ideas on how to create a nurturing environment for teams to thrive in.



Labbers 1: Mahendra Mahey, BL Labs Manager, British Library

What's your background?

I have worked as a teacher of social sciences, English as a Foreign Language and computer science, a community builder in the technology sector, and as a manager in digital technologies in further and higher education.

What skills do you bring?

I am a good manager, a natural networker and community builder.

Why do you want to work in a Lab?

I am absolutely passionate about opening up the British Library's digital collections and data to everyone for interesting, innovative and inspirational projects.

How would you describe your outlook or mindset when working in Labs?

I want to inspire my colleagues about the potential of using our digital collections and technology in ways they may never have thought about before; to effect cultural change within the organisation to become more open and sharing. I especially want to bring new people into the British Library who would never previously have considered working with us.

Labber 2: Kristy Kokegi, Director of Public Engagement, North Terrace Cultural Precinct Innovation Lab

What's your background?

I have a Doctor of Philosophy (PhD) in immigration history and I started in museums as a curator.

What skills do you bring?

I bring engagement skills, research skills, intimate knowledge of museum databases, digital asset management systems, collections and some specific skills around Indigenous data management.

Why do you want to work in a Lab?

I want to work in an innovative space within the Australian cultural sector. I want to push boundaries and open up hierarchical silos.

How would you describe your outlook or mindset when working in Labs?

Passionate and perhaps a bit playful, inclusive. I want to bring everyone along. I want to build a safe experimental space for all the talented creative people within our organisation.



Labber 3: Stefan Karner, Technical Lead ÖNB Labs, Austrian National Library

What's your background?

I'm a computer scientist, but I've also studied jazz vocals and a smattering of humanities for a while. I've worked as a social worker and IT administrator, and as a freelance software developer just before joining the ÖNB Labs.

What skills do you bring?

I consider myself very social and vocal, and I like modelling, designing and building software.

Why do you want to work in a Lab?

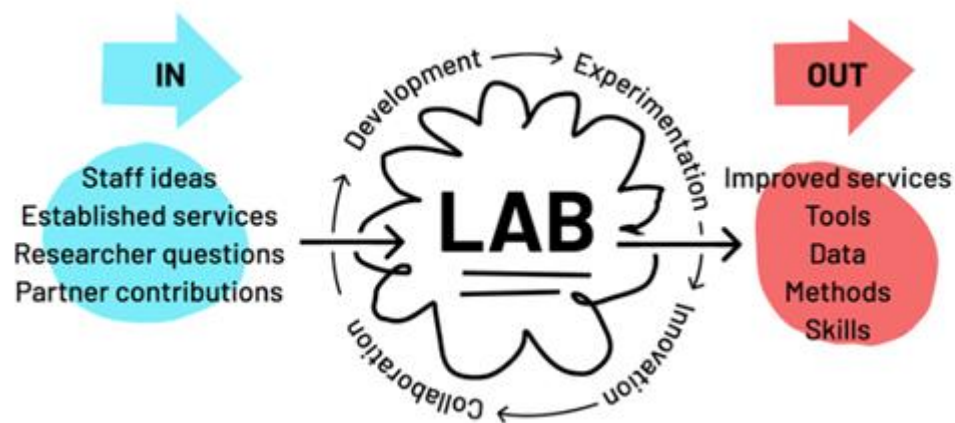
I joined because I thought I could contribute my skills to help keeping the library relevant in the 21st century, and work with interesting people while doing it.

How would you describe your outlook or mindset when working in Labs?

Connecting with knowledgeable colleagues and learning about different topics and technologies on a regular basis is really invigorating. Being part of a somewhat disruptive enterprise and trying to effect change in an institution that's perceptibly rooted in the 19th century is challenging though.



Highlights



Transformation

This chapter discusses how Labs bring about change, both on an institutional level and within services. It includes information on how tools are developed and a case study on how a bespoke tool was moved to an operational service.

Features

The Lab Data Recipe



This recipe puts together a collection as a dataset in a quick-and-dirty way. You may get messy, so wearing protective clothing such as a nice set of emotional armour is advised. Make sure it's comfortable, because you might need to wear it a long time and it might get sweaty. This recipe can be applied to any type of data, but here text is used as the main ingredient.

Emotional armour

Ingredients

- A bucketload of digitised images and corresponding text.
- If possible: metadata.
- An enthusiastic Labber.
- A (boundary-pushing) legal advisor.
- A liberal sprinkling of resilience.

Instructions

****Please note that cooking times may vary, as institutions have different styles of ovens, energy levels, and appetites for risk.**

- 1 Dissect your collection and find out what it contains and how it was created. This might make no sense at all and be completely random and biased, but don't be alarmed. You may need to talk to other people in your organisation about this, but don't worry, they are usually quite happy to talk about their work and giving them cake helps. This is how you build relationships (and diabetes).
- 2 Document everything you have learned in step 1. You don't have to do this alone and copy/paste is an excellent approach.
- 3 Prepare a pitch for your legal advisor on why the set should be made available under an open licence.

NOTE: This step is only necessary if your legal advisor does not like to push boundaries.

NOTE: If you have data that is in copyright, include the workaround to provide access in your pitch. Read the chapter on Sharing Data for helpful tips.

- 4 Stir the documentation, your pitch, the legal advisor and your organisation's management vigorously in a big pot (ideally in a locked meeting room) until the decision is made to publish the collection as a dataset.

NOTE: This step may take some time and this is where you might get dirty. Don't take it personally as you are pushing a boundary and might feel the boundary push back.

- 5 When you have been given the green light (if you choose to wait for that, we're not suggesting anything here...), the collection is ready to be published as data.
- 6 Serve with some herbs of your choice, all documentation, a clear rights statement with the open licence and contact information on a public platform.

NOTE: If you don't have an institutional publication platform, we recommend to publish the data on an open repository such as [Zenodo](#) or [Archive.org](#)

Example: #NewSelfWales, DX Lab

[#NewSelfWales](#) was an exhibition to create a gallery of community generated photos, uploaded from a photo booth in the gallery or via Instagram. DX Lab used a design process to establish design principles and vision, identifying how the exhibition space was to be used, considered opportunities and challenges for users, and iteratively refined and tested.

No Rights Reserved



The authors have waived all copyright and related or neighbouring rights to *Open a GLAM Lab*.

However, we would appreciate it if you cite our work. Here is a proposed citation:

Mahey, M., Al-Abdulla, A., Ames, S., Bray, P., Candela, G., Chambers, S., Derven, C., Dobrev-McPherson, M., Gasser, K., Karner, S., Kokegel, K., Laursen, D., Potter, A., Straube, A., Wagner, S-C. and Wilms, L., with forewords by: Broady-Preston, J., Landry, P. and Papaioannou, G. (2019) *Open a GLAM Lab. Digital Cultural Heritage Innovation Labs, Book Sprint, Doha, Qatar, 23-27 September, 2019.*

Features

Annexes:

- Further reading
- Data formats
- Acronym
- Book Sprints



International GLAM Labs Community

- <https://glamlabs.io/>
- Over 250 members
- Download the book (PDF/EPUB)
- Add yourself to the Member Map
- Join the Slack channel
- WhatsApp group
- Regular zoom meetings
- Join the email list -
<http://www.jiscmail.ac.uk/lists/GLAMLABS.html>
- Follow us on Twitter: @GLAM_labs



Impact

- 3000 views of book
- 4 translations on the way (Arabic, Bulgarian, Russian and Spanish)
- Presented by various GLAM Labs 'Booksprinters' around the world at various events (North America, Europe, Africa and Australasia) pre and post booksprint
- 5288 website views (of which 41% are of the book)
- 696 views of the member map


<https://glamlabs.io/books/blogs/>

Other planned events

- DHN 2020 - GLAM Labs poster, March 2020 in Riga, Latvia
- Africa event - June 2020 in Alexandria, Egypt
- Australasia event - possibly in September 2020, Location probably Sydney, Australia

3rd International Labs Event at Library of Congress

- Library of Congress, Washington DC, 4-6 May 2020
- Focus: Collections as Data / Building GLAM Labs
- Submit a paper here:
<https://www.research.net/r/X6JNH8P>

The logo for the Library of Congress Labs event. It features the words "LIBRARY OF CONGRESS" in a bold, black, sans-serif font, stacked vertically. Below this, the word "LABS" is written in a much larger, bold, orange-red, sans-serif font. The background of the logo is a light beige color with a faint, repeating pattern of stylized human figures in various poses, some holding tools or instruments.

**LIBRARY
OF CONGRESS
LABS**

Welcome to Labs!

A place to encourage innovation with Library of Congress digital collections.



THANKS!

Questions?

Please put them in the chat box.

Slides and a recording will be sent to all registered delegates.