



FREYA mid-way webinar
9 May 2019

Introduction to FREYA


Simon Lambert
UKRI-STFC
FREYA Project Coordinator



FREYA: infrastructure for persistent identifiers

- Improved discovery and access of research data
- Develop new types of PIDs
- Demonstrate disciplinary PID systems
- Integration with EOSC

Take a look at www.pidforum.org !





Why this webinar?

- FREYA results ready to present
- Engagement with the community as we move into the second half of the project
- Growing interest in “FAIR” data

To be Findable:

F1. (meta)data are assigned a globally unique and eternally persistent identifier.

F2. data are described with rich metadata.

F3. (meta)data are registered or indexed in a searchable resource.

F4. metadata specify the data identifier.

TO BE ACCESSIBLE:

A1 (meta)data are retrievable by their identifier using a standardized communications protocol.

A1.1 the protocol is open, free, and universally implementable.

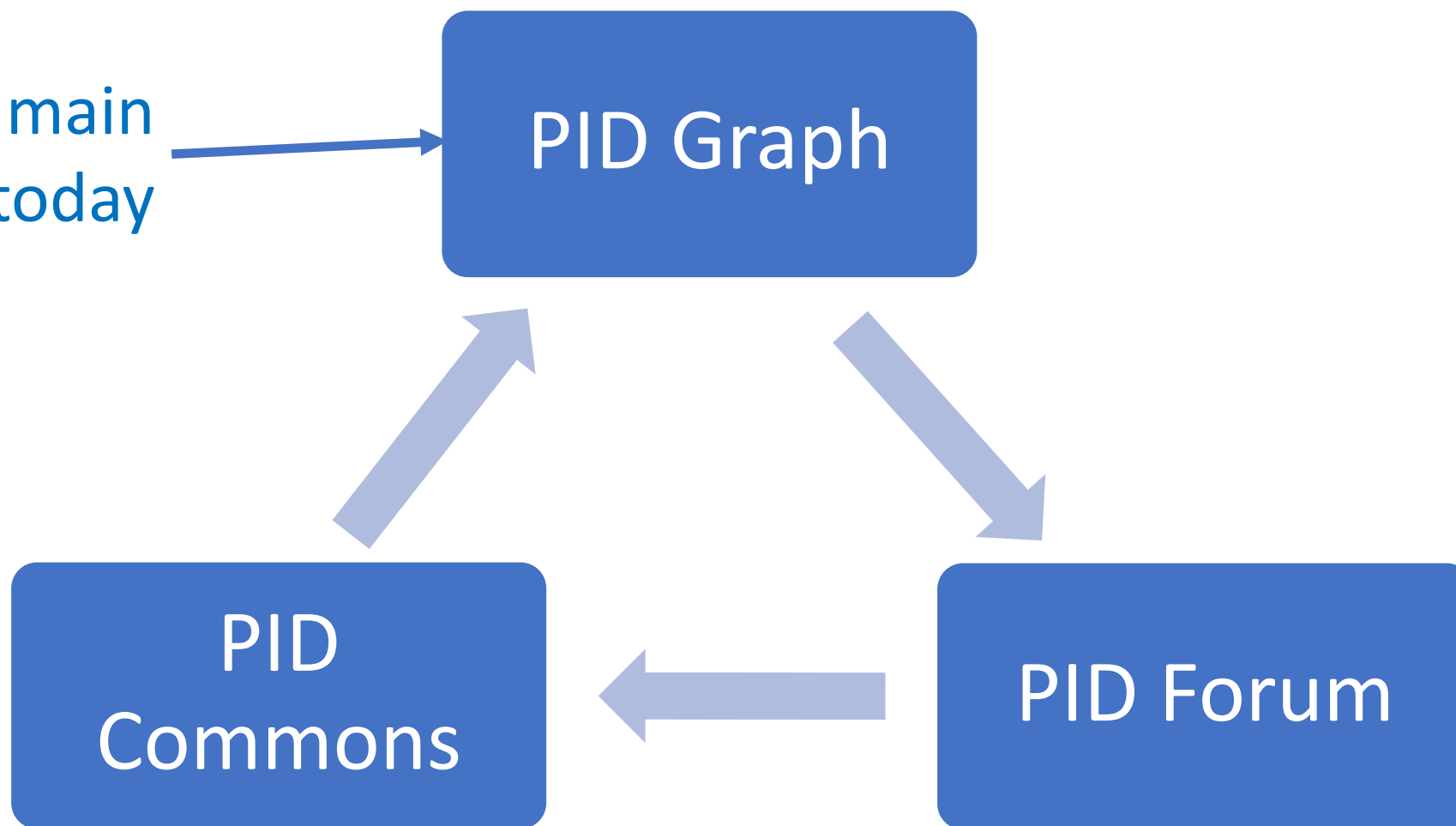
A1.2 the protocol allows for an authentication and authorization procedure, where necessary.

A2 metadata are accessible, even when the data are no longer available.



The three pillars of FREYA

The main
focus today





Introduction to the PID Graph

Midway Webinar
9 May 2019
Robin Dasler, DataCite

What is the PID Graph?

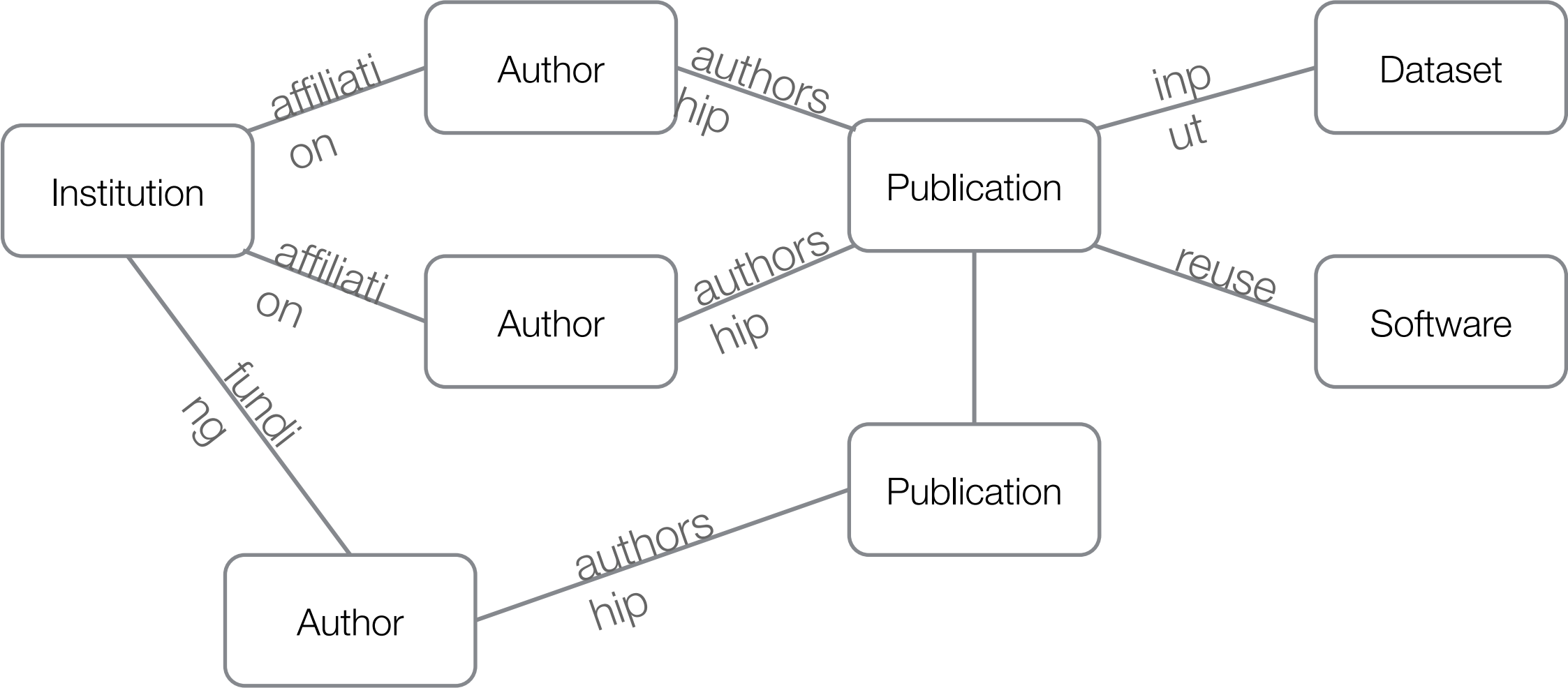


Research is already a graph

Researchers, institutions, publications, datasets, and more are interconnected.

Entities and the relationships between them form a conceptual graph of the connected research landscape.

It could look like this





PIDs are the backbone of connected research

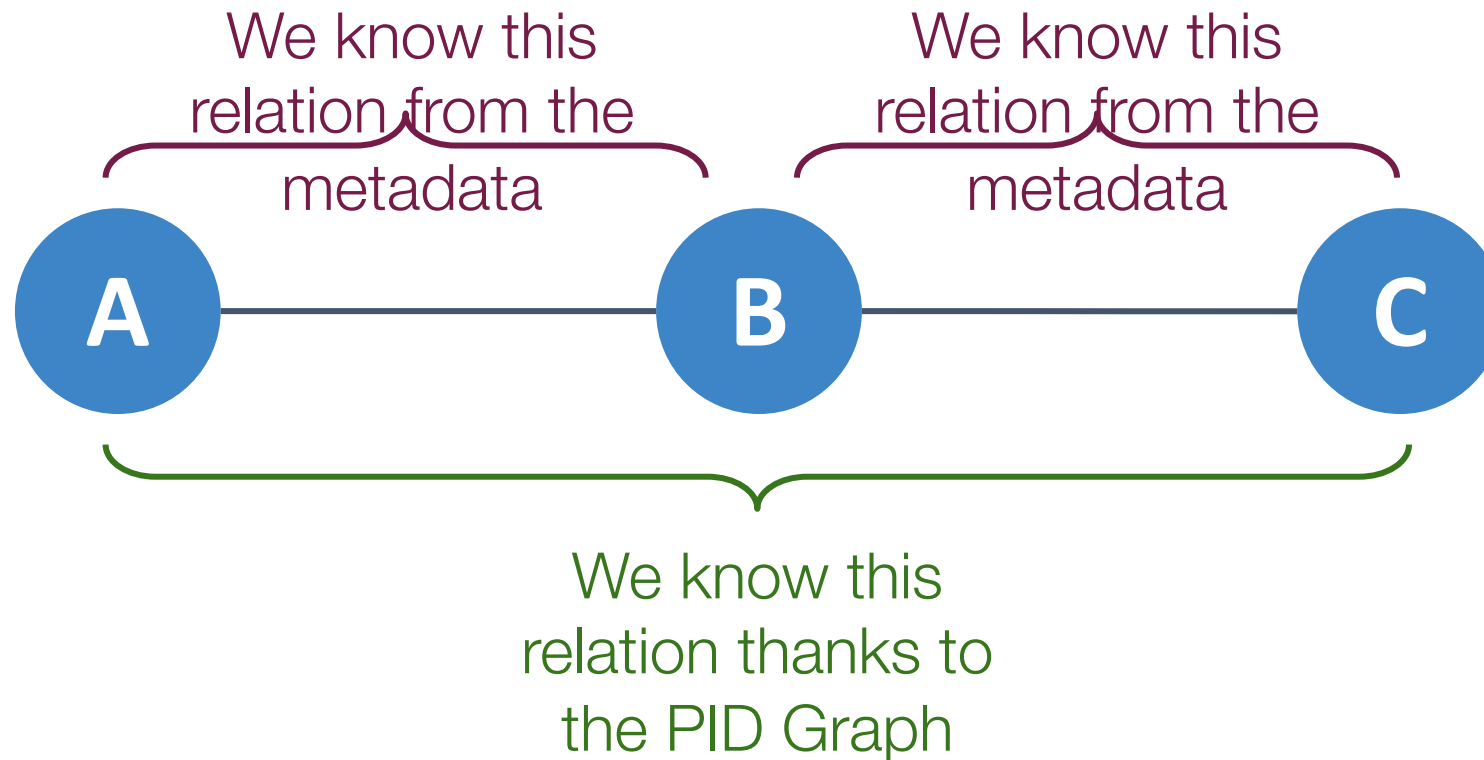
Having unique persistent identifiers for researchers and their outputs is crucial to connecting pieces of the research landscape together.

PIDs already have the potential to enable the connected research graph, but we're not yet taking full advantage of their connecting powers.

Enter the PID Graph



We can link PIDs together via relations in their metadata to enable the discovery of connections at least two “hops” away.





The PID Graph concept

FREYA partners will implement services that enable their local PID Graph.

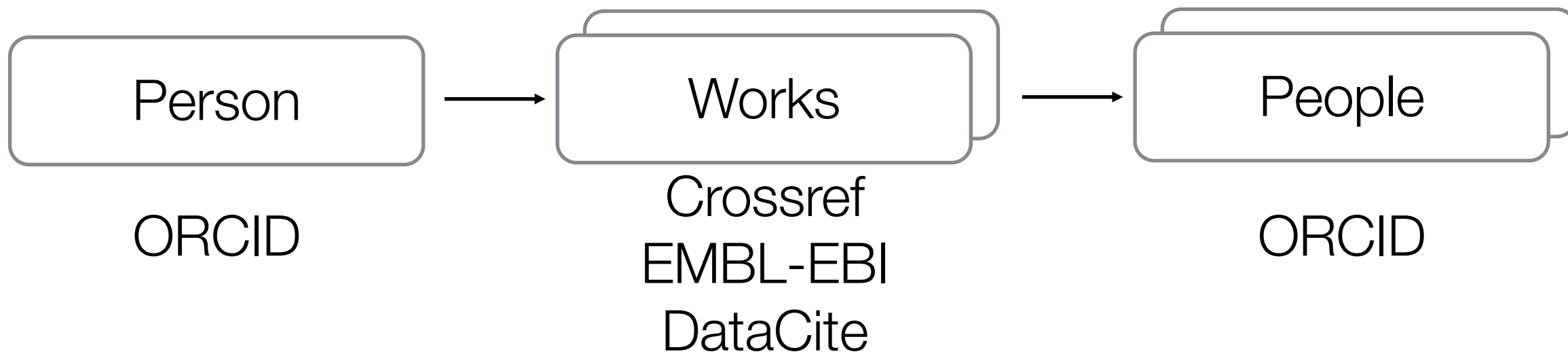
Looking up a single PID in these services should return the graph for that PID.

Infrastructural partners and the magic of related identifiers bring these local graphs together.

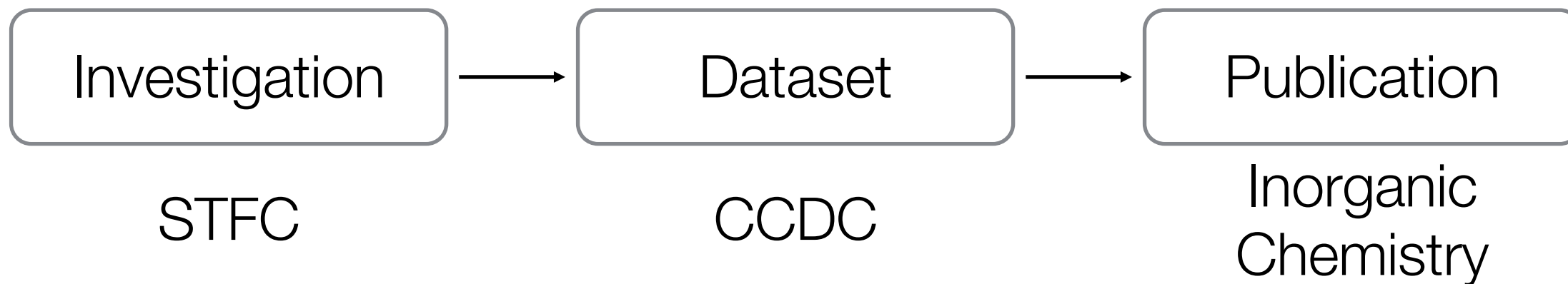
Users can tap into this PID Graph for use in their own applications.

**What questions could the PID Graph
answer?**

Who are all the co-authors of a particular researcher?



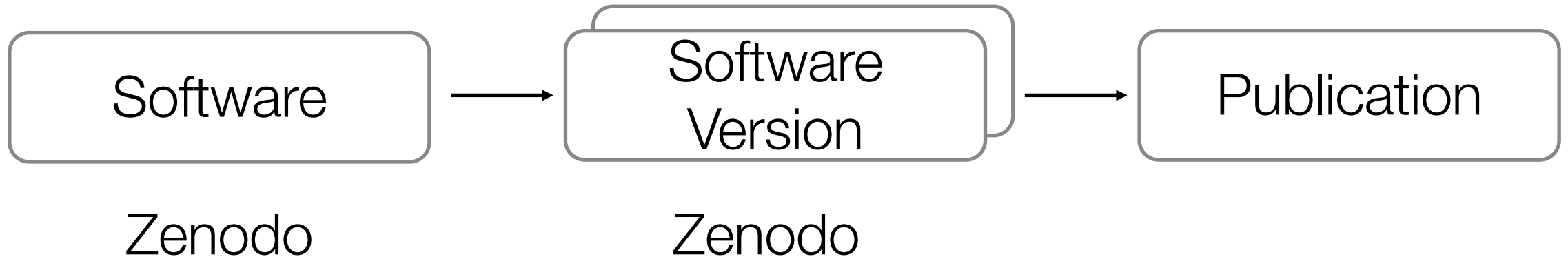
Which publications used STFC investigations for the underlying data?



Which publications cite papers based on PANGAEA data?



Which publications cite any version of a piece of software?



Enabling the PID Graph at DataCite



Event Data - Backend service

We have developed a backend service for the PID Graph by extending the Crossref-DataCite Event Data service.

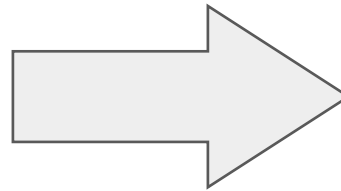
Event Data was already a collection of relational “events” between Crossref and DataCite DOIs as well as other related identifiers in the DataCite metadata.

We tweaked our API so you can now retrieve the kinds of “two hop” relations the PID Graph enables.

Which datasets, funded by the EC, have been cited by a journal article?

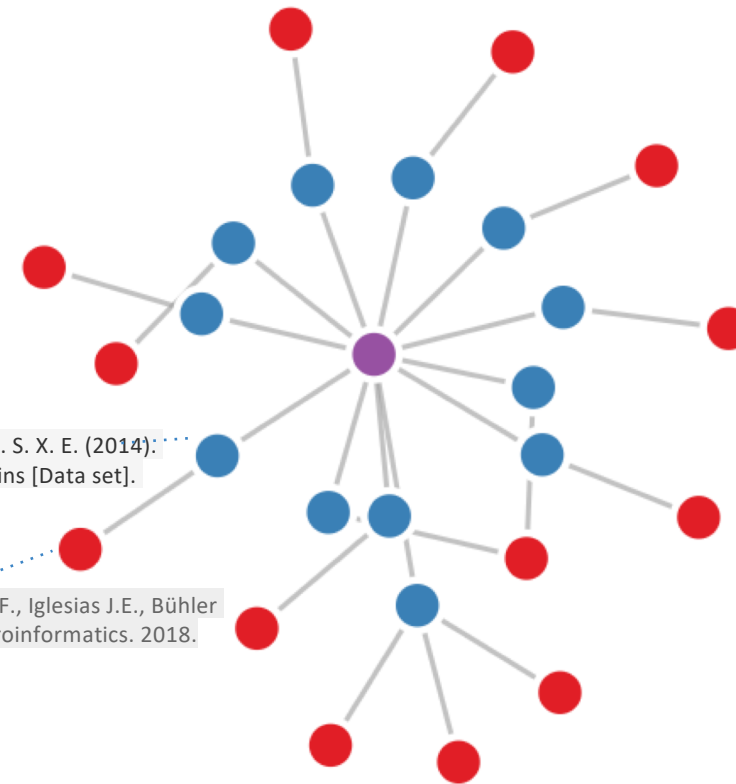


```
{
+ data: [...],
- meta: {
  total: 14,
  total-pages: 1,
  page: 1,
  - sources: [
    - {
      id: "crossref",
      title: "Crossref to DataCite",
      count: 14
    }
  ],
  - prefixes: [
    - {
      id: "10.13039",
      title: "10.13039",
      count: 14
    },
    - {
      id: "10.5281",
      title: "10.5281",
      count: 14
    },
    - {
      id: "10.5194",
      title: "10.5194",
      count: 5
    },
    - {
      id: "10.1007",
      title: "10.1007",
      count: 2
    }
  ],
}
```



Ostrovsky, A. D., Goetz, L., & Jefferis, G. S. X. E. (2014). [Drosophila melanogaster template brains \[Data set\]](#). Zenodo.

Arganda-Carreras I., Manoliu T., Mazuras N., Schulze F., Iglesias J.E., Bühler K., Jenett A., Rouyer F., Andrey P. // *Frontiers in Neuroinformatics*. 2018.



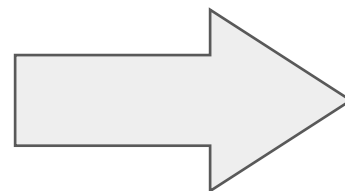
- Dataset
- Article
- Funder

How many citations and repository usage counts do a researchers' datasets have?



- Dataset
- Article
- Researcher

```
{
+ data: [...],
- meta: {
  total: 8,
  total-pages: 1,
  page: 1,
  - sources: [
    - {
      id: "datacite-orcid-auto-update",
      title: "datacite-orcid-auto-update",
      count: 4
    },
    - {
      id: "datacite-usage",
      title: "DataCite Usage Stats",
      count: 4
    }
  ],
- prefixes: [
  - {
    id: "10.7272",
    title: "10.7272",
    count: 8
  }
],
- citation-types: [
  - {
    id: "Dataset-Person",
    title: "Dataset-Person",
    count: 4,
    - year-months: [
      - {
        id: "2019-03",
        title: "March 2019",
        sum: 4
      }
    ]
  }
]
}
```



Where do we go from here?



Consuming the PID Graph with GraphQL

DataCite is currently using Event Data as our PID Graph backend service, which is part of our REST API.

DataCite has started to implement GraphQL, because it is easier to consume.

GraphQL could also make federation and standardization simple. Just implement a GraphQL API (or a wrapper for your REST API), and your service can easily slot into the PID Graph.

GraphQL Endpoint

Method **POST** ▾

[Edit HTTP Headers](#)

GraphiQL



Prettify

History

[< Docs](#)

```
1 {
2   publications(query: "creators.name:dasler") {
3     id
4     titles {
5       title
6     }
7     descriptions {
8       description
9     }
10    creators {
11      id
12      name
13      familyName
14    }
15    fundingReferences {
16      funderIdentifier
17      funderName
18      awardTitle
19      awardNumber
20    }
21  }
22 }
23
```

```
{
  "data": {
    "publications": [
      {
        "id": "https://doi.org/10.5281/zenodo.1064000",
        "titles": [
          {
            "title": "Pid Service Adoption"
          }
        ],
        "descriptions": [
          {
            "description": "This presentation describes how the uptake of persistent identifiers can be measured and gives an overview of the main results of the ORCID adoption study."
          }
        ],
        "creators": [
          {
            "id": null,
            "name": "Dasler, Robin",
            "familyName": "Dasler"
          }
        ]
      }
    ]
  }
}
```



Working with other initiatives

To expand and improve the PID Graph, FREYA needs to work with other initiatives.

We have started these collaborative activities via RDA, such as the recent Research Data Graph BoF that involved representatives from FREYA, OpenAIRE, Scholix, and DDRI. The BoF will be taken forward as an Interest Group at future RDA meetings.

PID Graph Demonstrators

Tina Dohna, Christine Ferguson and Vasily Bunakov



Landscape – *Disconnected Data Silos*



Source: <https://odutrephtography.photoshelter.com/image/I0000eqxG8fTWs5Q>

FREYA – Access to *Graphed* *PID Connectivity*

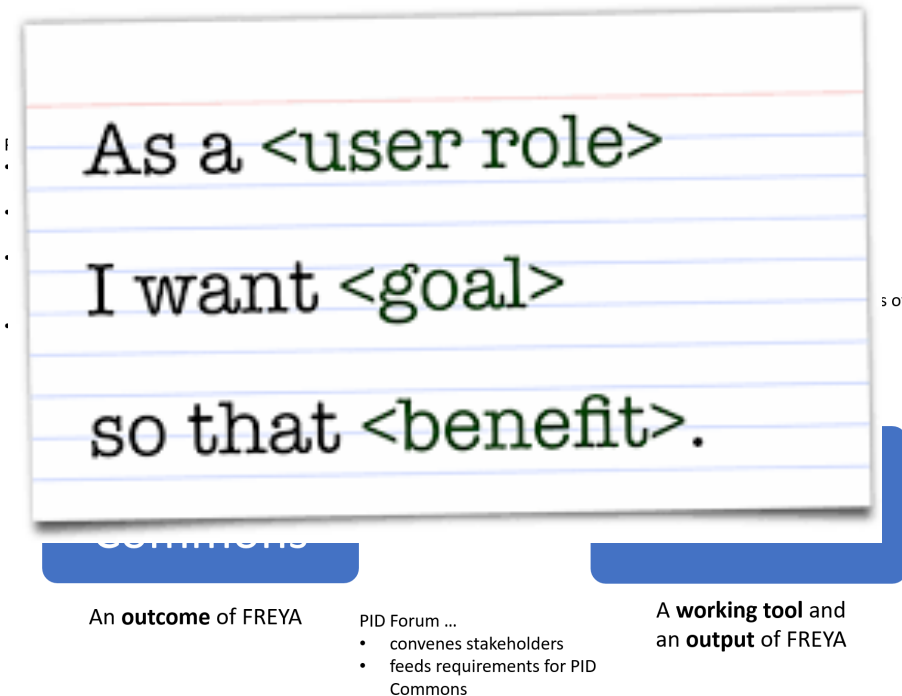


Source: https://commons.wikimedia.org/wiki/File:Saint-Martin-sur-Ouanne--vue_ouest_de_Boissel-silos_CAPROGA.JPG#filelinks



PID Graph as the driving vision

- Harmonising PID services and providers
- New PID types for entities
 - e.g. Instrument PIDs
- Support for research workflows for disciplinary partners
 - Bottom-up approach
 - FREYA User stories
 - Graph - Federated network among disciplinary partners



Starting from user stories



Example: Research Campaigns

‘As a funding agency, I would like to trace the outcome of my financial contribution to a marine research cruise (Cruise ID) by tracking the data generated (data-PID) and articles (publication-PID), and the use of physical samples taken (IGSN).’



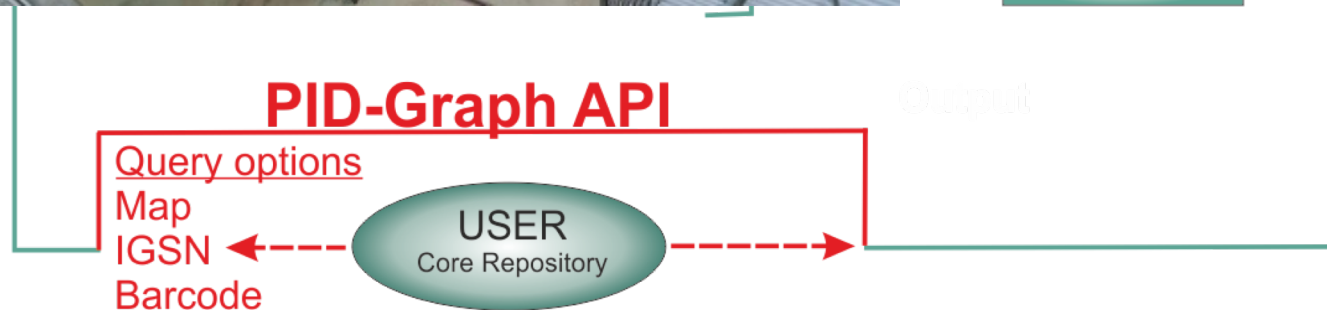
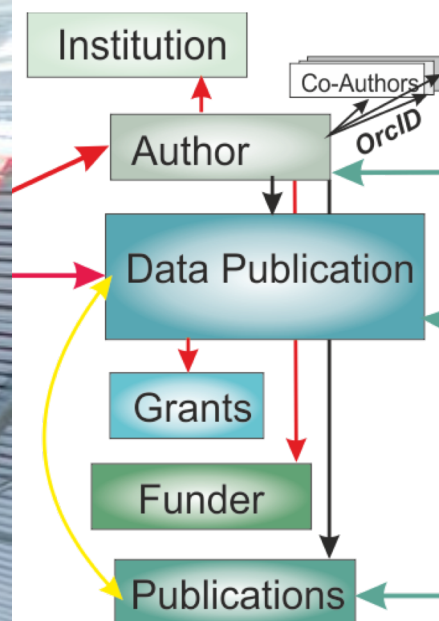

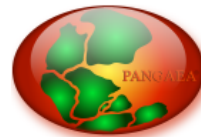
PANGAEA.



Image: MARUM©

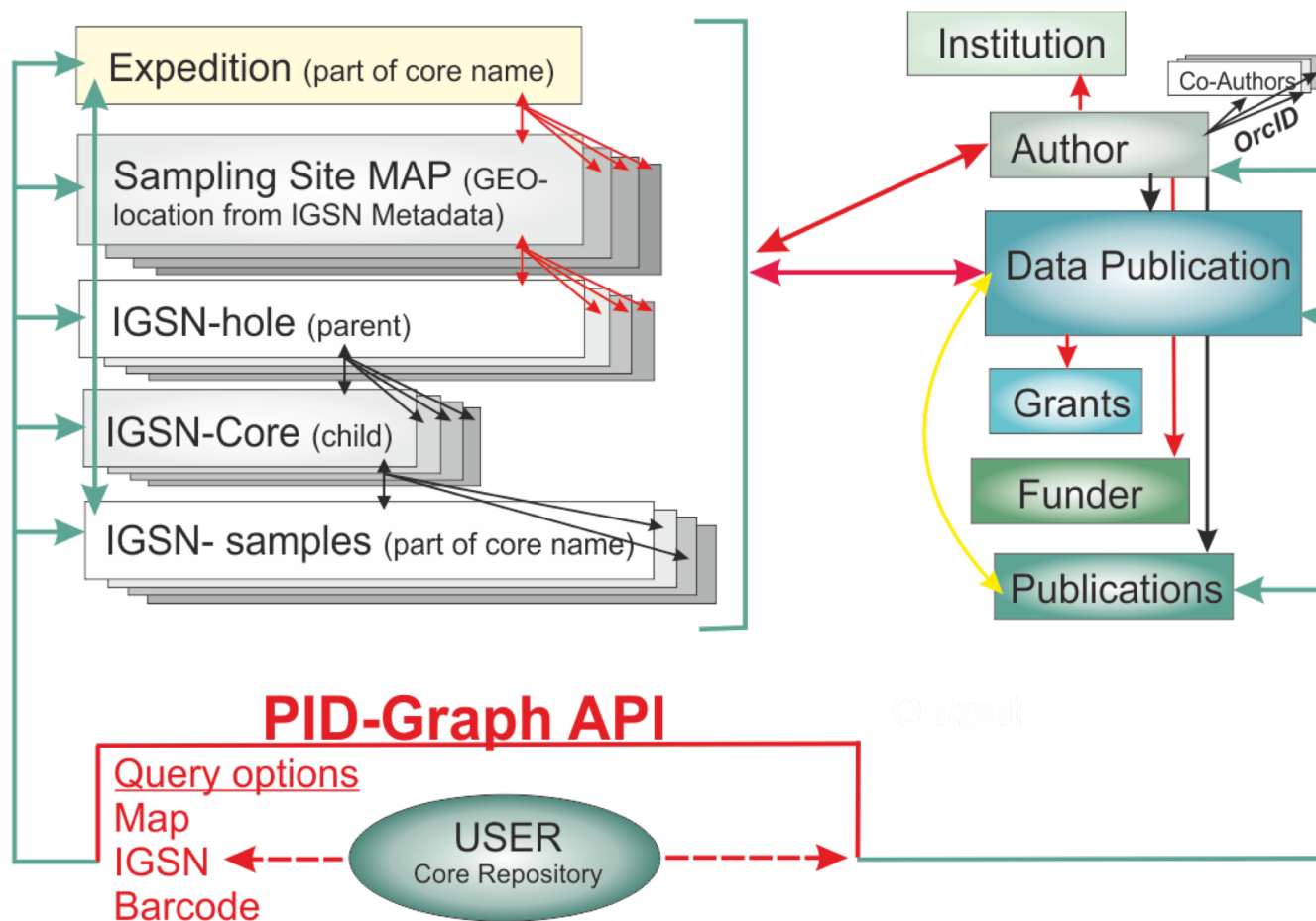
Demonstrator #1

Sample Use Case (IGSN)



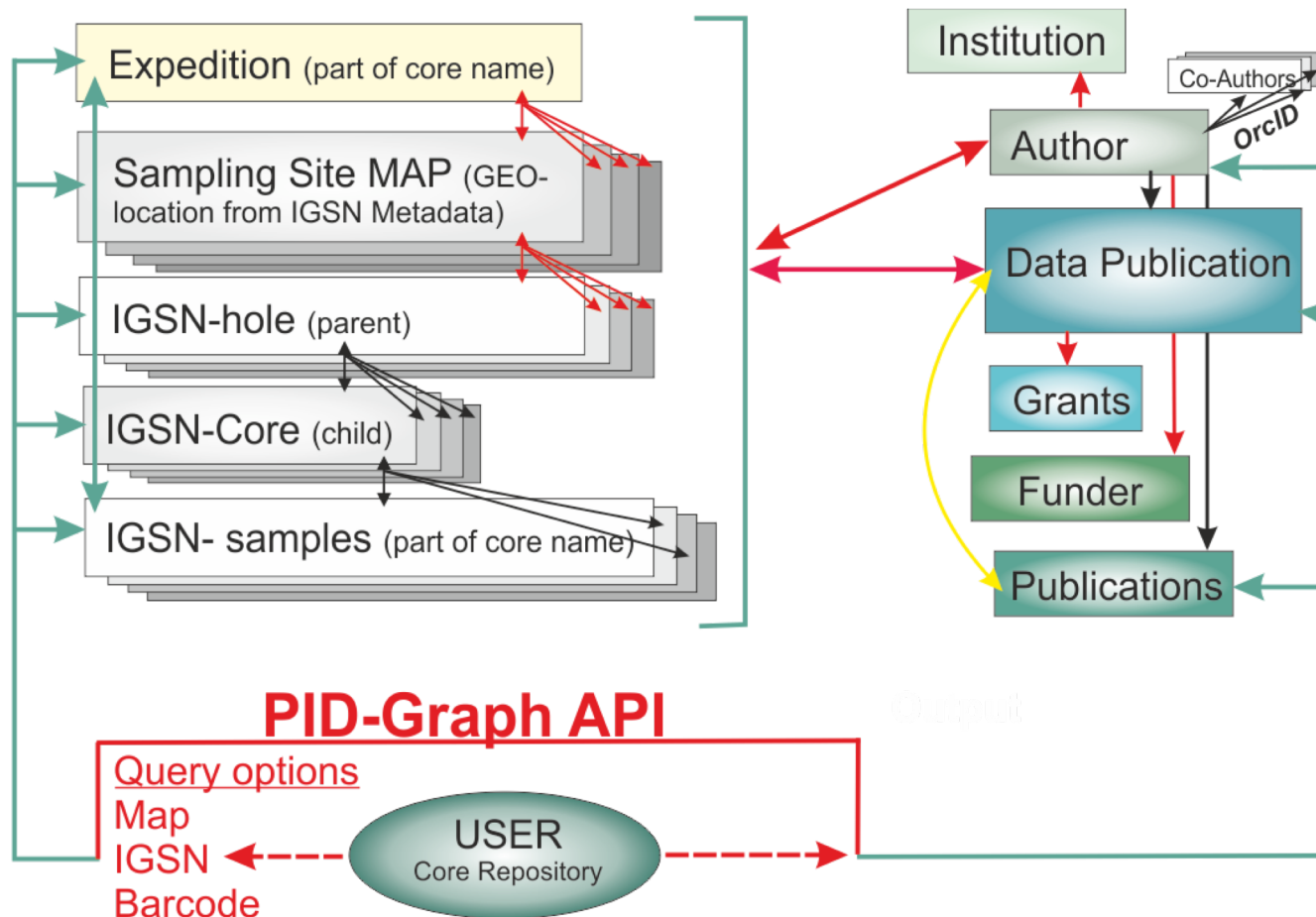
1) A function allowing automated PID-graph explorations

Sample Use Case (IGSN)



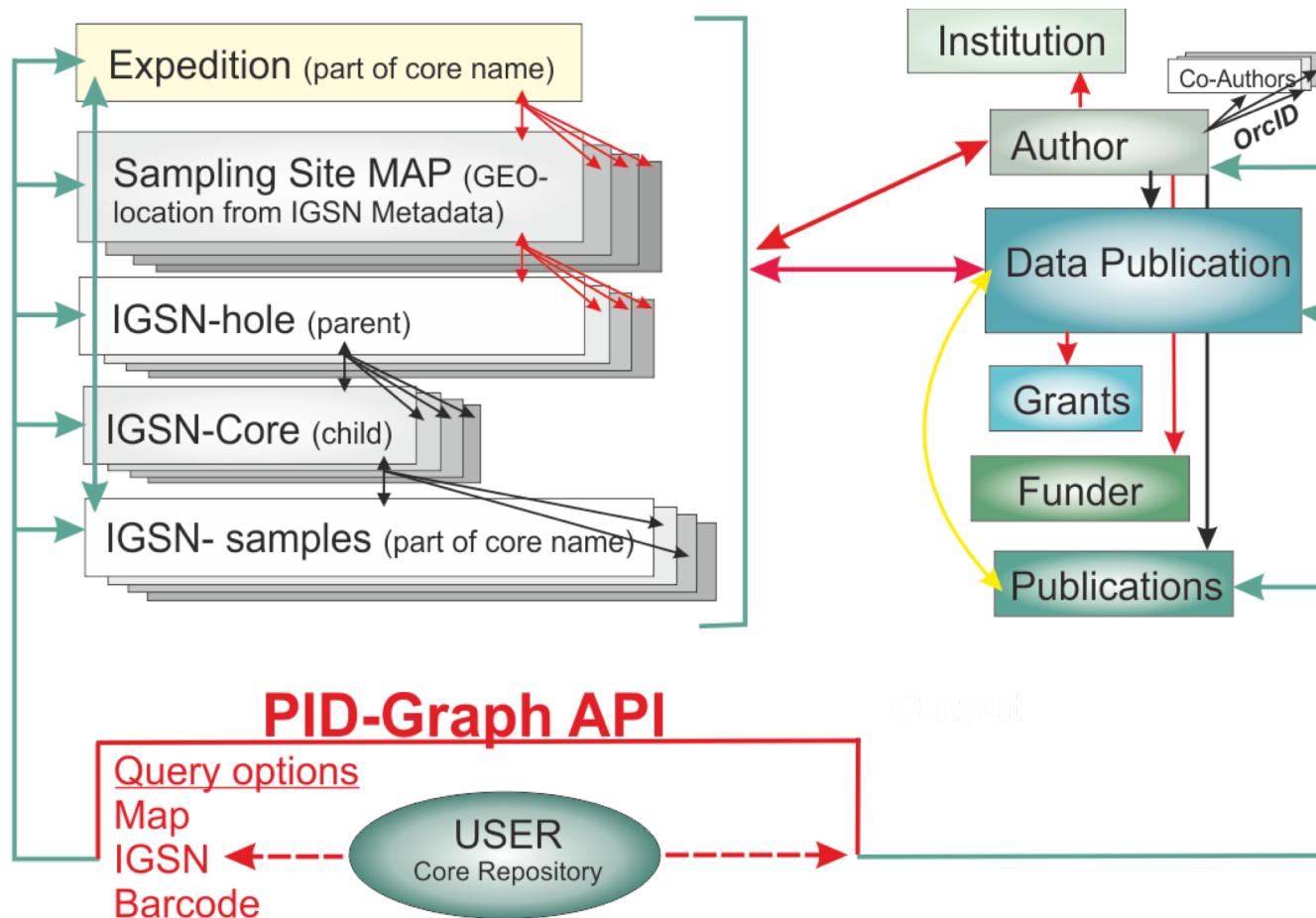
- 2) Extending the function to include information from external resources (exemplified by PANGAEA-DataCite links)

Sample Use Case (IGSN)



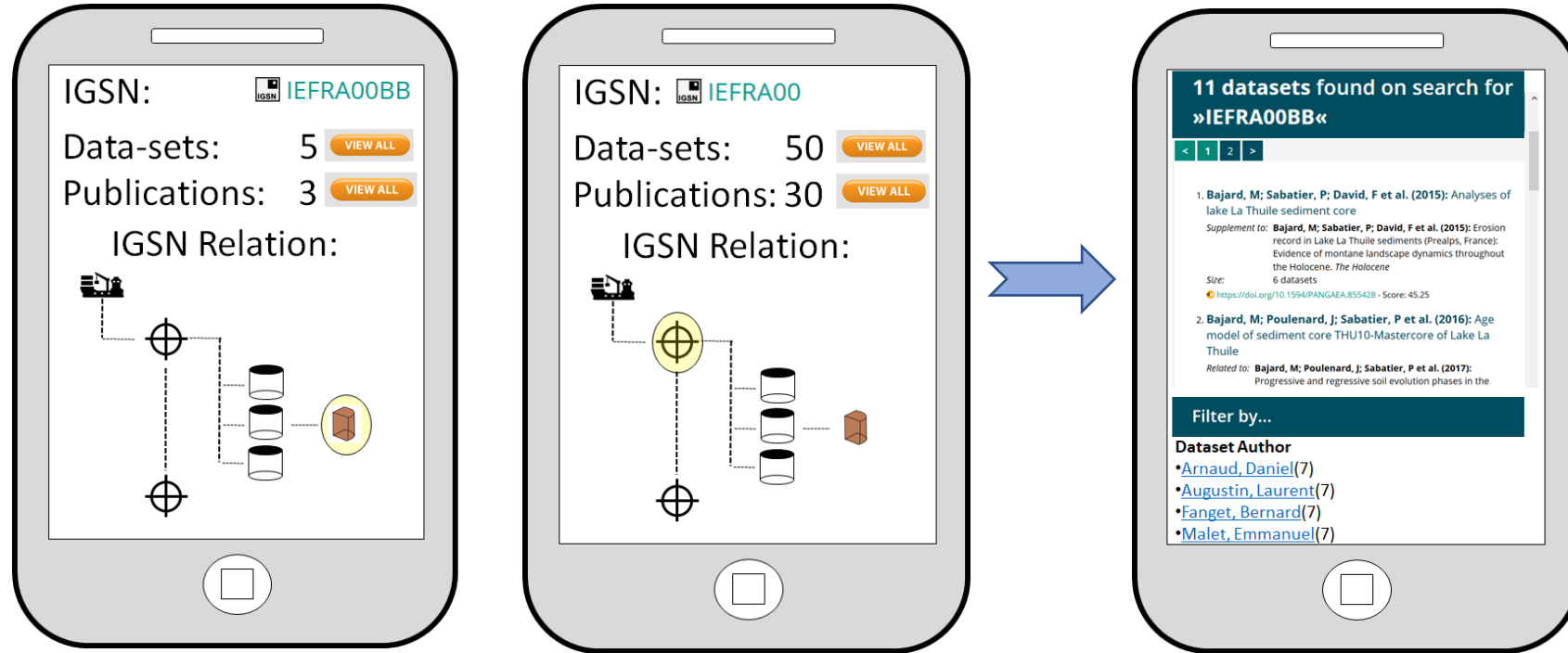
- 3) Expand on the existing recommendation system in PANGAEA to allow for recommendations related to specific PIDs

Sample Use Case (IGSN)



- 4) **Build user interface - Software application allowing easy PID Graph access for users**

Sample Use Case (IGSN) – User Interface



Expedition




Site



Bore hole



Sample




Demonstrator #2

Extending the literature-centric graph

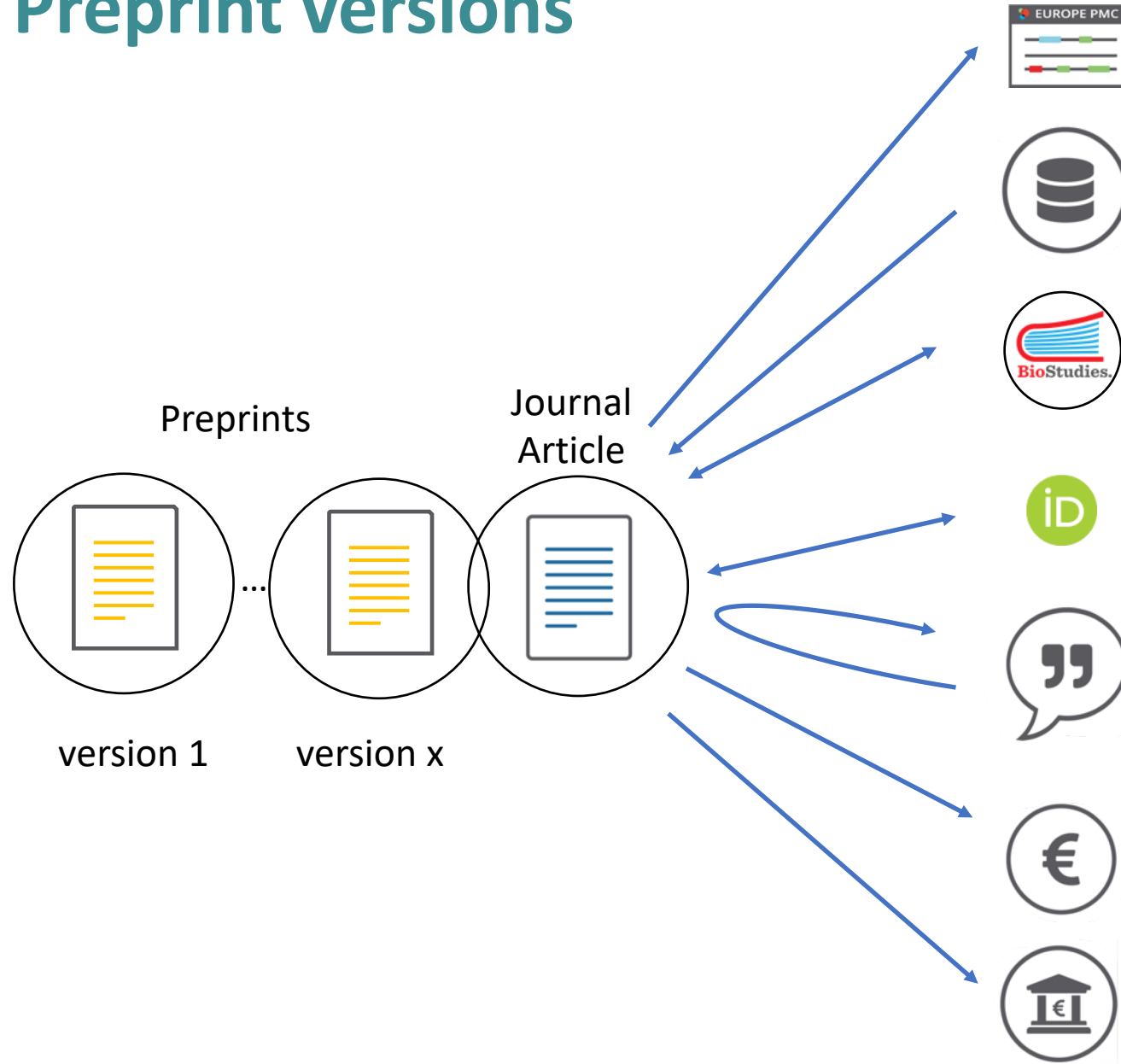


Preprint



95 M datasets
1M ORCID Ids
8M funding acknowledgements

Preprint versions



Exposing preprint version information



Individual preprint record

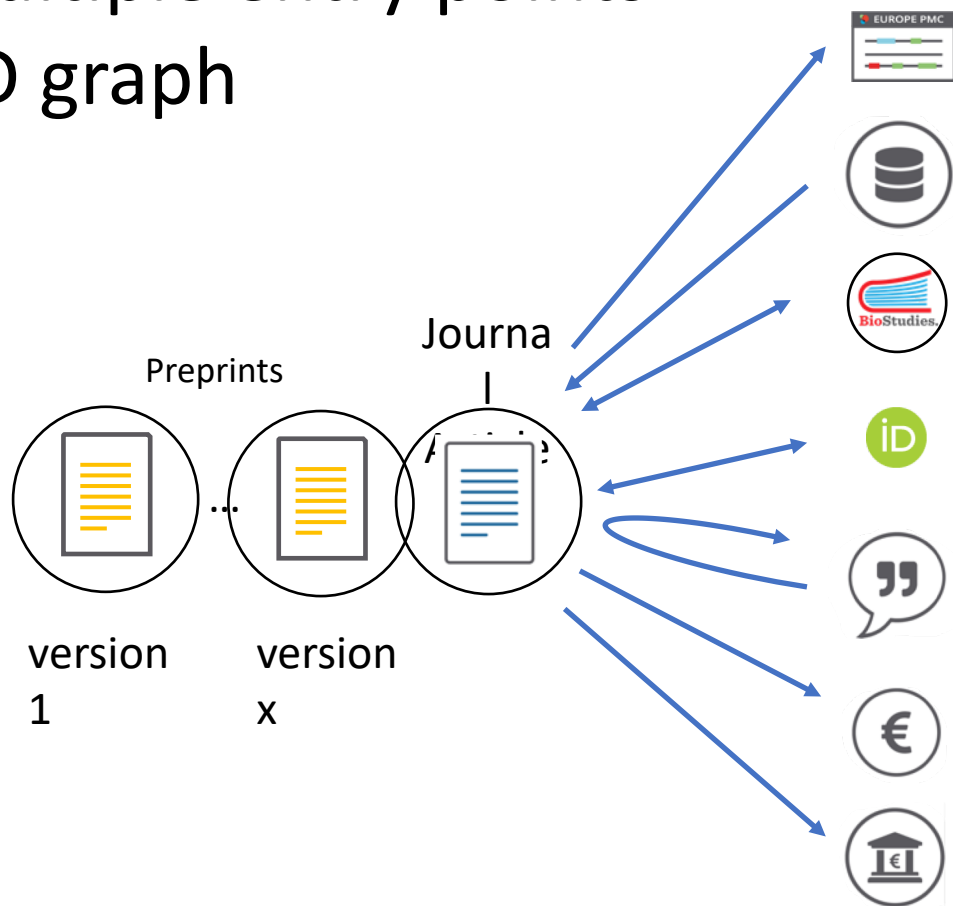
Search results page

This screenshot shows the search results page on Europe PMC for the query 'netsmooth'. The page header includes the Europe PMC logo and navigation links. The search bar contains 'netsmooth' and a 'Search' button. Below the search bar, there are links for 'RSS', 'Save Search', 'Recent Activity', and 'Export'. The results section shows a list of search results. The first result is 'netSmooth: Network-smoothing based imputation for single cell RNA-seq' by Ronen J, Akalin A, dated 10 Jul 2018, with a 'Preprint v3' label. A red arrow points to the 'Preprint v3' label. The second result is 'netSmooth: Network-smoothing based imputation for single cell RNA-seq' by Ronen J, Akalin A, dated 24 Jan 2018, with a 'Preprint v2' label. The third result is 'netSmooth: Network-smoothing based imputation for single cell RNA-seq' by Ronen J, Akalin A, dated 03 Jan 2018, with a 'Preprint v1' label. A red arrow points to the 'Preprint v1' label.

This screenshot shows the individual preprint record for 'netSmooth: Network-smoothing based imputation for single cell RNA-seq' (PPR:PPR44900) on Europe PMC. The page header includes the Europe PMC logo and navigation links. The search bar contains 'ppr44900'. The results section shows a list of search results. The first result is 'netSmooth: Network-smoothing based imputation for single cell RNA-seq' (PPR:PPR44900). A red arrow points to the 'Preprint v3' label. The second result is 'netSmooth: Network-smoothing based imputation for single cell RNA-seq' by Ronen J, Akalin A, dated 24 Jan 2018, with a 'Preprint v2' label. The third result is 'netSmooth: Network-smoothing based imputation for single cell RNA-seq' by Ronen J, Akalin A, dated 03 Jan 2018, with a 'Preprint v1' label. A red arrow points to the 'Preprint v1' label. The page also includes a 'Version history' section with a red arrow pointing to the 'Version 3' entry. The 'Abstract' section is visible at the bottom.

Summary

- Extending provenance
- Providing multiple entry points to the PID graph





Science & Technology
Facilities Council



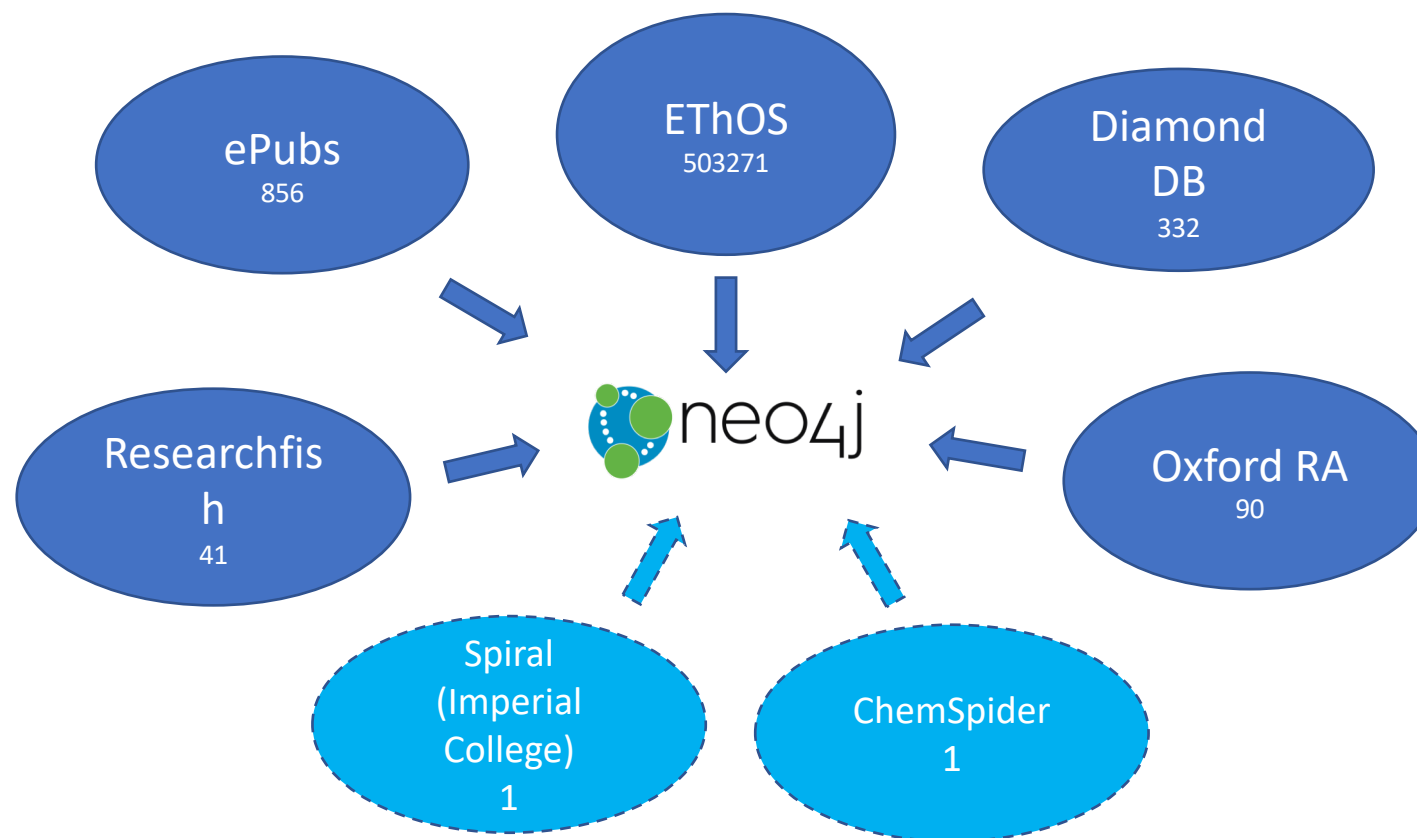
Demonstrator #3

Graphs representing PhD research

Case developed by STFC and British Library
using EThOS theses repository, STFC institutional repositories,
GRID.AC and a few other data sources

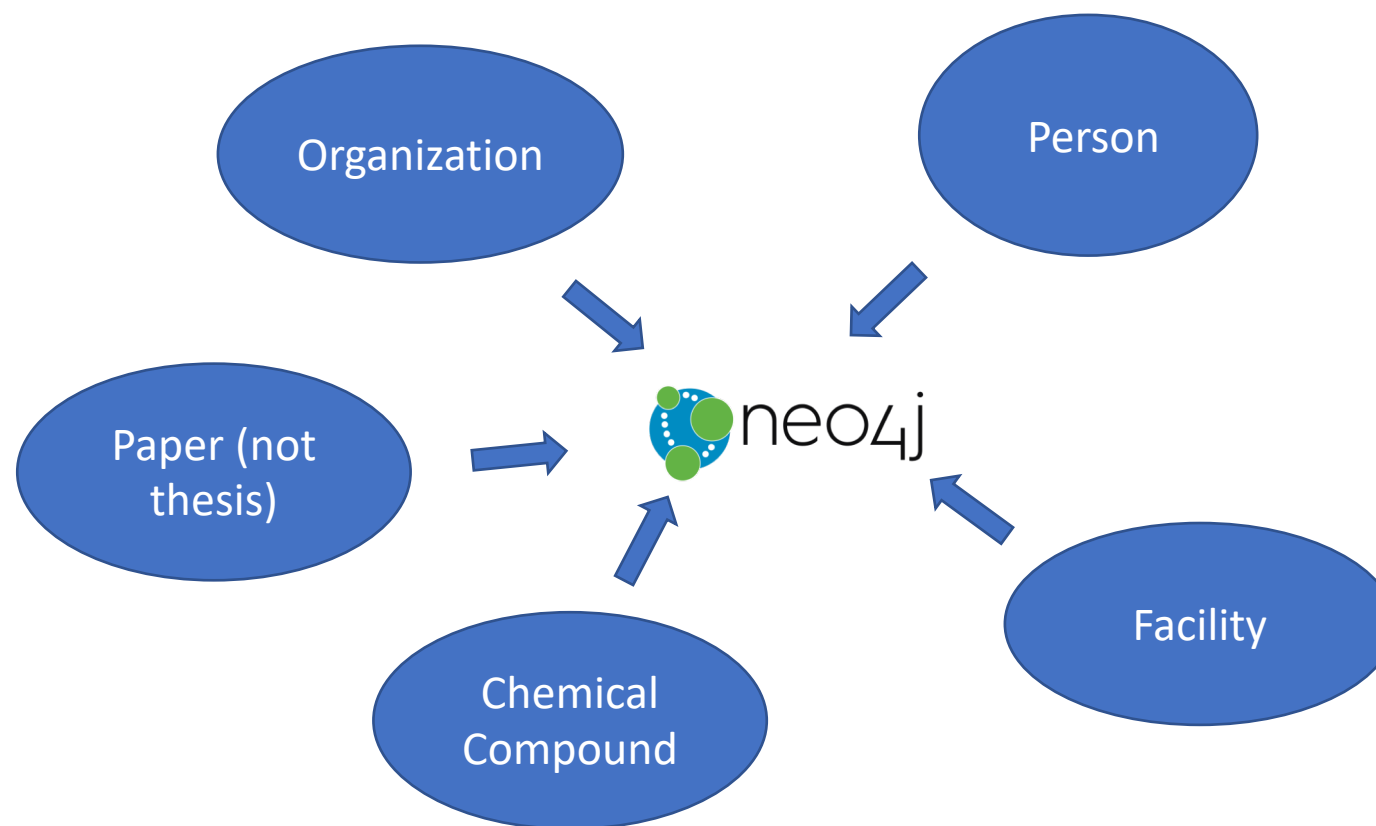


Various data sources have been used to populate the graph database
(dark blue: automated ingestion, light blue: manual ingestion to illustrate specific cases)





More node types created, with PIDs assigned where available
at source



Requirements gathering for new PID types

Christine Ferguson

EMBL-EBI 



User stories as drivers

“As a <role>, I want <capability>, so that <benefit>”




As an institution, I want to track the outputs of all affiliated researchers.

This concerns papers, data, code and their impact (citations), but also contributions to specific conferences.



“As a core facility provider, I want to track usage of my facility so that I can demonstrate its value.”



“As a funder, we want to be able to identify who (including orgs and individuals) benefitted from a given grant, for boosting management info and for looking at impact”

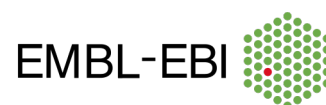


As a museum curator, I would like to history of the placement and display of museum items, where it has been stored and the atmospheric conditions of those storage locations over time.



Entities mapped to FREYA partners

- facilities
- grants
- organisations
- Data Management Plans
- software
- conferences
- instruments
- research campaigns
- physical samples and cultural artefacts



PANGAEA.





Deep dive of the user stories

What is the
essence
of the
user stories?

'In order to X,
this is what is
required'

Potential action
by
FREYA
partners?

Interest from
more than one
scholarly
discipline?

External
Interest
Groups?

Dependencies?

Summary: <http://doi.org/10.5281/zenodo.2649230>



Readiness for building service prototypes

Entity	Possible for prototyping within the timeframe of FREYA	Lead partner for requirements gathering in this report
Instruments	yes	PANGAEA
Facilities	yes	UKRI-STFC
Grants	yes	EMBL-EBI
Organisations	yes	DataCite
Research campaigns	yes	PANGAEA
Software	No	DataCite
Data Management Plans	No	DataCite
Samples (physical)	No	BL
Samples (Cultural Artefacts)	No	BL
Conferences	No	CERN



Potential prototypes

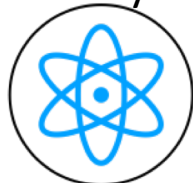
Instrument IDs



RDA WG for instrument PIDs.

Plans to include PIDs for sensor related instruments on German research vessels.

Facility IDs



UKRI-STFC: facility vs instrument vs funding organization

Considering the identifier type/landing pages for a facility ID.

Linking PhD theses to a facility

Organization IDs

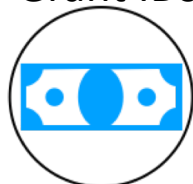


ROR ID is an open, community governed identifier for research organisations

<https://ror.org>

MVR now available

Grant IDs



DOIs assigned by Crossref; working with Europe PMC who will host the landing pages and starting with Wellcome Trust grants.

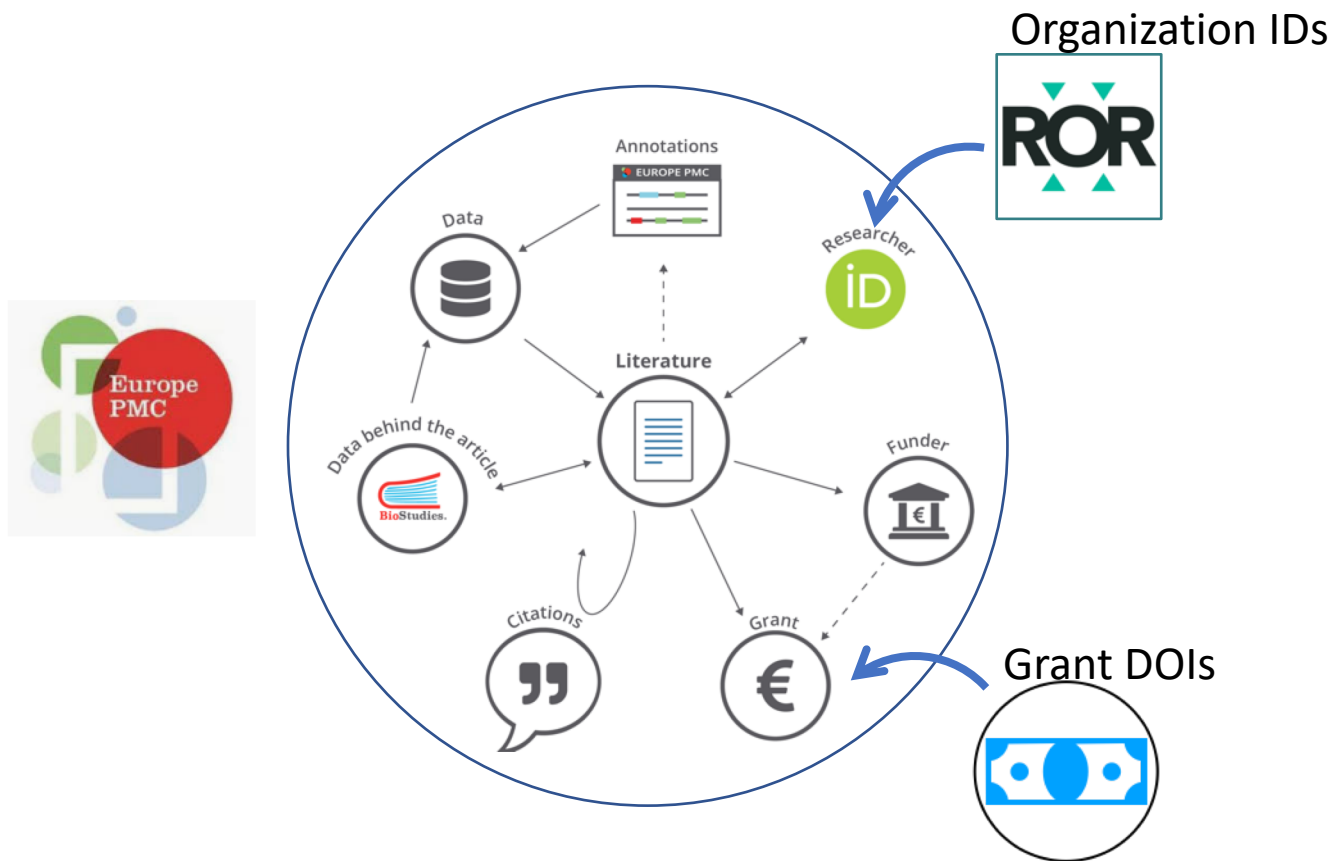


What FREYA is not prototyping

Entity and PID (if known)	Possible for prototyping within the timeframe of FREYA	Lead partner for requirements gathering in this report
Instruments on German research vessels - Instrument IDs	yes	PANGAEA
Facilities (photon and neutron sources) - Facility IDs	yes	UKRI-STFC
Grants - DOIs	yes	EMBL-EBI
Organisations - ROR-IDs	yes	DataCite
Research campaigns - Cruise IDs	yes	PANGAEA
Software - DOIs	No	DataCite
Data Management Plans	No	DataCite
Samples - IGSNs, BioSample accession numbers; RRDs; ARKs	No	BL
Samples (Cultural Artefacts)	No	BL
Conferences	No	CERN



Integration into the PID graph



How to Engage with FREYA

Frances Madden
Research Identifiers Lead, British Library
9 May 2019

FREYA events



Europe

- EOSC projects
- E-infrastructures



Global

- International PID workshops
- PIDapalooza
- RDA IGs & WGs



Webinars

Watch past webinars on our YouTube channel!



Training

Upcoming: PID training events for different stakeholders



www.pidforum.org



Building a global PID community

- User stories
- PID best practices
- Training materials
- News, blogs, jobs
- PID events
- Discussions



If you're interested in PIDs, please join!

The PID Forum

Ambassador Programme

- Two way dialogue
- Engage with the community
- Amplify the project
- Insight into the project



27 Ambassadors
16 countries



Accepting new
ambassadors now!



How to Engage with FREYA

Our website: www.project-freya.eu

The PID Forum: www.pidforum.org

Twitter: [@freya_eu](https://twitter.com/freya_eu)

Get in touch: info@project-freya.eu