

# Paint4Net: visualisation toolbox for COBRA

## Author(s):

Andrejs Kostromins, Biosystems Group, Department of Computer Systems, Latvia University of Agriculture, Liela iela 2, LV-3001 Jelgava, Latvia.

Egils Stalidzans, Institute of Microbiology and Biotechnology, University of Latvia, Jelgavas iela 1, LV-1004, Latvia.

## Reviewer(s):

Agris Pentjuss, Institute of Microbiology and Biotechnology, University of Latvia, Jelgavas iela 1, LV-1004, Latvia.

Almut Heinken, Luxembourg Centre for Systems Biomedicine, University of Luxembourg, 6 avenue du Swing, Belvaux, L-4367, Luxembourg.

## IMPORTANT NOTE

Paint4Net uses Bioinformatics Toolbox to generate visualisation layout, however it is not supported in .mlx causing an error during function execution. Thus the functions involving visualisation were run in regular MATLAB command window and each visualisation layout was saved as a static figure and placed in the .mlx tutorial, while the corresponding functions were run in .mlx with visualisation feature turned off (input argument *drawMap* was set to 'false') to get outputs (without visualisation) in .mlx without crashing. Be aware of this issue when you are running the functions in .mlx. All *drawMap* input arguments are set to 'true' in .mlx. Change it to 'false' to avoid an error.

## INTRODUCTION

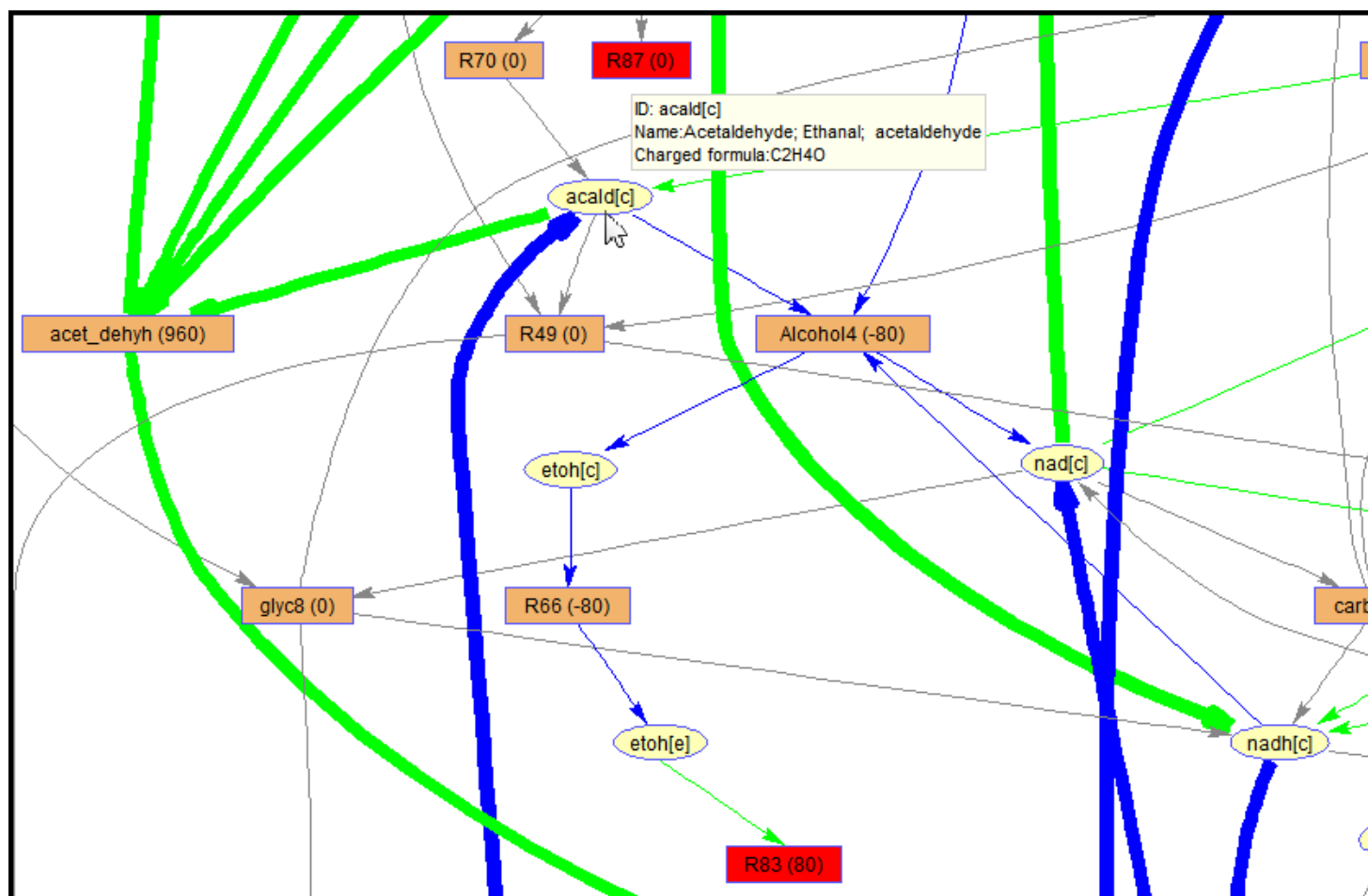
A visual analysis of reconstructions and large stoichiometric models with elastic change of the visualization scope and representation methods becomes increasingly important due to the rapidly growing size and number of available reconstructions.

The Paint4Net is a COBRA Toolbox extension for automatic generation of a hypergraph layout of defined scope with the steady state rates of reaction fluxes of stoichiometric models. Directionalities and fluxes of reactions are constantly represented in the visualization while detailed information about reaction (ID, name and synonyms, and formula) and metabolite (ID, name and synonyms, and charged formula) appears placing the cursor on the item of interest. Additionally Paint4Net functionality can be used to: (1) get lists of involved metabolites and dead end metabolites of the visualized part of the network, (2) exclude (filter) particular metabolites from representation, (3) find isolated parts of a network and (4) find running cycles when all the substrates are cut down. Layout pictures can be saved in various formats and easily distributed.

**Two functions with their arguments are used in the Paint4Net to define the scope of visualization: (1) [involvedMets, deadEnds] = draw by rxn(model, rxns, drawMap, direction, initialMet, excludeMets, flux) – to define scope by a list of reactions and (2) [directionRxns, involvedMets, deadEnds] = draw by met(model, metAbbr, drawMap, radius, direction, excludeMets, flux) – to define the metabolite of interest to see linked reactions within radius of, for instance, 2 reactions.** The function *draw\_by\_rxn* has 7 input arguments: (1) *model* – stands for stoichiometric reconstruction or model with constraints, (2) *rxns* – stands for a

list of the reactions of interest for analysis, (3) drawMap (optional) – stands for request to generate visualization ('true' or 'false', default is 'false'), (4) direction (optional) – stands for algorithm visualization mode ('struc', 'sub', 'prod' or 'both') in order to visualize structure (struc) of reconstructions without FBA data or visualize substrates (sub), products (prod) or substrates and products (both) for models with flux constraints and FBA data (default is 'struc'), (5) initialMet (optional) – stands for metabolite of interest to be used by function draw by met (default is empty), (6) excludeMets (optional) – stands for a list of the excludable metabolites as a filter and (7) flux (optional) – stands for vector of FBA data of reactions flux distribution (default is vector of x characters if flux is not calculated). The last 5 arguments are optional and can be unset. The function draw\_by\_rxn has 2 outputs: (1) involvedMets – stands for a list of involved metabolites depending on the input arguments and (2) deadEnds – stands for a list of dead-end metabolites depending on the input arguments. The function draw\_by\_met has 7 input arguments: (1) model – stands for stoichiometric reconstruction or model with constraints, (2) metAbbr – stands for an input for metabolite of interest for analysis, (3) drawMap (optional) – stands for request to generate visualization ('true' or 'false', default is 'false'), (4) radius (optional) – stands for distance indicator between metabolite of interest and involved reactions (default is 1), (5) direction (optional) – stands for algorithm visualization mode ('struc', 'sub', 'prod' or 'both') in order to visualize structure (struc) of reconstructions without FBA data or visualize substrates (sub), products (prod) or substrates and products (both) for models with flux constraints and FBA data (default is 'struc'), (6) excludeMets (optional) – stands for a list of the excludable metabolites as a filter and (7) flux (optional) – stands for vector of FBA data of reactions flux distribution (default is vector of x characters for no flux). The last 5 arguments are optional and can be unset. The function draw\_by\_met has 3 outputs: (1) directionRxns – stands for a list of involved reactions depending on the input arguments, (2) involvedMets – stands for a list of involved metabolites depending on the input arguments and (3) deadEnds – stands for a list of dead-end metabolites depending on the input arguments.

The layout of the network is generated by Bioinformatics Toolbox using hierarchical (default), radial or equilibrium layout engine algorithm, which can be changed in the menu item “Tool” of the layout. The automatically generated layout stays the same as long as the scope of representation and directionality of reactions remain unchanged. The layout of automatically generated network can be changed by dragging metabolites or reactions for analysis or publishing needs. Still the new layout cannot be saved for next visualizations. The visual representation of information in the layout (see Fig. 1) allows quick assessment of running processes generally.



**Fig. 1** Zoomed fragment of a large model. Reaction nodes (rectangle) contain IDs and flux rates. Metabolite nodes (ellipse) are marked by IDs. Forward and reverse fluxes (arrows) are green and blue correspondingly, zero fluxes are grey. The thickness of an arrow is proportional to the rate of flux. Rectangles of blocked and exchange reactions are marked by red. One node at a time can be chosen by a cursor to see detailed information: (1) ID, name, synonyms and equation for a reaction and (2) ID, name, synonyms and charged formula for a metabolite. Metabolite *acald[c]* is selected by cursor for displaying of detailed information. Creation of this figure is described in the “Anticipated results” section, Step 8.

Detailed information about any reaction and metabolite can be requested right on the visualization choosing the node of interest by cursor. To facilitate the analysis the Paint4Net creates a list of involved metabolites and a list of the dead end metabolites (metabolite cannot be produced or consumed caused by gap – missing reaction – in the model) (Thiele and Palsson, 2010) in the visualized part of the reaction network. That is a convenient feature analyzing larger visualizations where it becomes hard to be sure that a particular metabolite is or is not involved just by search of the abbreviation in the picture. The dead end metabolites are detected according to the S matrix (Palsson, 2006) of the biochemical model and the rates of reactions at steady state according to FBA. Flux rates below  $10E-9$  mmol g<sup>-1</sup> h<sup>-1</sup> are considered to be zero flux rates. To reduce the density of visualization a metabolite filter can be used. Stoichiometric model may have some particular metabolites (H<sub>2</sub>, H<sub>2</sub>O, ATP, ADP, NAD, NADPH, NADP etc.), which are more involved in the metabolism, than other ones. It leads to a very tight interconnectivity and makes it harder to visualize larger models. For this reason both functions of

the Paint4Net have special argument for the list of excludable metabolites. Each excluded metabolite reduces the number of interconnecting curves in the visualization of the model. Debugging of a model can be facilitated in several ways. The visualization shows the interconnections between reactions and metabolites and isolated parts of a network appear very clearly. There are three reasons why isolated reactions can be present in the model: (1) human made mistakes in the model while generating the model, (2) intentionally left gaps in case of no interest in specific metabolic process or (3) knowledge gaps in case of missing biochemical knowledge for the organism. Isolated parts can be related to metabolic dead-ends in the model (Thiele and Palsson, 2010). The Paint4Net is able to find the dead end metabolites and represent them in the visualization (red ellipses). Blocked reactions which cannot carry the fluxes (Thiele and Palsson, 2010) can appear in the model as intentionally blocked reactions (gene knockouts, flux constraints set to 0), however often there are cases when the model is stoichiometrically unbalanced or lower and upper bounds are set incorrectly. The Paint4Net can deal with this problem as well by showing the nodes of the blocked reactions in the visualization by red rectangles. The true power of visualization reflects when the user has to find Type III-extreme pathways (Thiele and Palsson, 2010) in the model. Those are stoichiometrically balanced cycles which can have fluxes even when all the substrate sources are cut down. According to FBA data the Paint4Net visualizes the network and then it is relatively easy to distinguish cycles by nonzero fluxes marked by green and blue arrows, which in most cases are caused by insufficient constraints of the flux and/or directionality.

Paint4Net has been used in the development of stoichiometric models of *Zymomonas mobilis* (Pentjuss et al., 2013), *Methanococcus maripaludis* (Richards et al., 2016) and *Kluyveromyces marxianus* (Pentjuss et al., 2017). Paint4Net was used for to develop draft model, to identify network reactions connecting missing outputs to inputs and/or to produce figures for the published manuscript (Aurich and Thiele, 2012), (Demidenko et al., 2017), (Contador et al., 2015). It is used also for analysis and published figures in other studies (Koussa et al., 2014). Paint4Net is mentioned also as valuable supplement to other COBRA Tollboxes like ORCA (Mao and Verwoerd, 2014). Paint4Net has been used also for analysis of networks during building of modeling software (Rove et al., 2012) and supporting software tools (Rubina and Stalidzans, 2013), (Meitalovs and Stalidzans, 2013). Paint4Net is also used in a number of doctoral theses in different countries.

## MATERIALS

No materials are needed as Paint4Net is a software product.

## EQUIPMENT

The equipment has to be able to run MATLAB.

## EQUIPMENT SETUP

The COBRA toolbox and the Bioinformatics toolbox are required to use the Paint4Net.

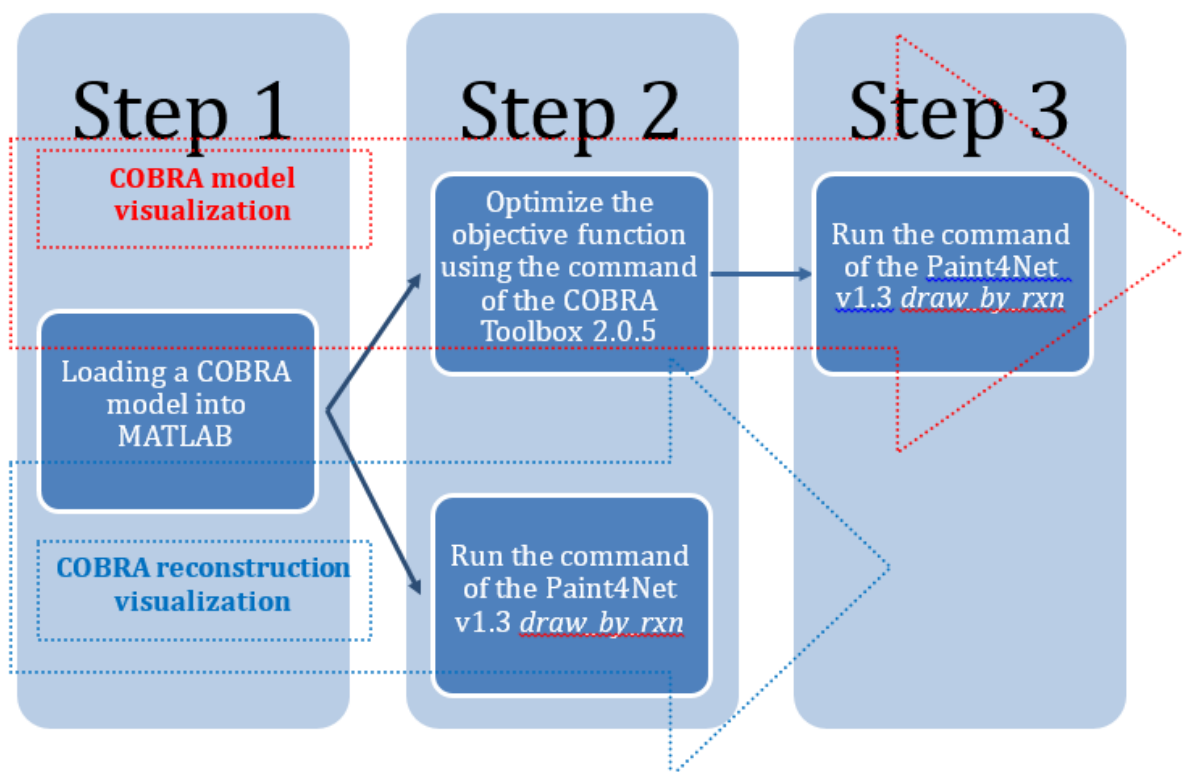
## PROCEDURE

The Paint4Net v1.3 contains two main commands for the visualization purposes:

- `[involvedMets, deadEnds] = draw_by_rxn(model, rxns, drawMap, direction, initialMet, excludeMets, flux);`
- `[directionRxns, involvedMets, deadEnds] = draw_by_met(model, metAbbr, drawMap, radius, direction, excludeMets, flux).`

## Application of command *draw\_by\_rxn*

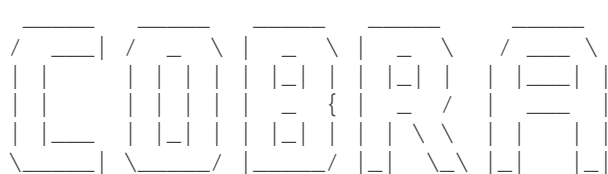
*draw\_by\_rxn* can be performed using **option A** in case COBRA model optimization results have to be visualized or **option B** if the interconnections between metabolites in COBRA file have to be visualized (See Fig. 2).



**Fig. 2.** The scenarios of an application of the command *draw\_by\_rxn*.

Before starting the tutorial, initialize the Cobra Toolbox if necessary and set a LP solver.

```
initCobraToolbox(false) %don't update the toolbox
```



COntstraint-Based Reconstruction and Analysis  
The COBRA Toolbox - 2017

Documentation:  
<http://opencobra.github.io/cobratoolbox>

```
> Checking if git is installed ... Done.
> Checking if the repository is tracked using git ... Done.
> Checking if curl is installed ... Done.
> Checking if remote can be reached ... Done.
> Initializing and updating submodules ... Done.
> Adding all the files of The COBRA Toolbox ... Done.
> Define CB map output... set to svg.
> Retrieving models ... Done.
> TranslateSBML is installed and working properly.
> Configuring solver environment variables ...
```

```

- [*---] ILOG_CPLEX_PATH: C:\Program Files\IBM\ILOG\CPLEX_Studio1263\cplex\matlab\x64_win64
- [----] GUROBI_PATH : --> set this path manually after installing the solver ( see instructions )
- [*---] TOMLAB_PATH: C:\tomlab\
- [----] MOSEK_PATH : --> set this path manually after installing the solver ( see instructions )
Done.
> Checking available solvers and solver interfaces ... Done.
> Setting default solvers ... Done.
> Saving the MATLAB path ... Done.
- The MATLAB path was saved in the default location.

> Summary of available solvers and solver interfaces

```

	Support	LP	MILP	QP	MIQP	NLP
-----						
cplex_direct	active	0	0	0	0	-
dqqMinos	active	0	-	-	-	-
glpk	active	1	1	-	-	-
gurobi	active	1	1	1	1	-
ibm_cplex	active	0	0	0	-	-
matlab	active	1	-	-	-	1
mosek	active	0	0	0	-	-
pdco	active	1	-	1	-	-
quadMinos	active	0	-	-	-	0
tomlab_cplex	active	1	1	1	1	-
qpng	passive	-	-	1	-	-
tomlab_snopt	passive	-	-	-	-	1
gurobi_mex	legacy	0	0	0	0	-
lindo_old	legacy	0	-	-	-	-
lindo_legacy	legacy	0	-	-	-	-
lp_solve	legacy	1	-	-	-	-
opti	legacy	0	0	0	0	0
-----						
Total	-	6	3	4	2	2

+ Legend: - = not applicable, 0 = solver not compatible or not installed, 1 = solver installed.

```

> You can solve LP problems using: 'glpk' - 'gurobi' - 'matlab' - 'pdco' - 'tomlab_cplex' - 'lp_solve'
> You can solve MILP problems using: 'glpk' - 'gurobi' - 'tomlab_cplex'
> You can solve QP problems using: 'gurobi' - 'pdco' - 'tomlab_cplex' - 'qpng'
> You can solve MIQP problems using: 'gurobi' - 'tomlab_cplex'
> You can solve NLP problems using: 'matlab' - 'tomlab_snopt'

> Checking for available updates ...
> The COBRA Toolbox is up-to-date.

```

```

changeCobraSolver ('gurobi', 'all', 1);
%changeCobraSolver ('glpk', 'all', 1);

```

```

> Solver for LP problems has been set to glpk.
> Solver for MILP problems has been set to glpk.
> Solver glpk not supported for problems of type MIQP. Currently used: gurobi
> Solver glpk not supported for problems of type NLP. Currently used: matlab
> Solver glpk not supported for problems of type QP. Currently used: gurobi

```

## A. COBRA model visualization

i. a COBRA model has to be loaded into MATLAB. The sample model is available at <http://www.biosystems.lv/files/Paint4Net%20sample%20pack%2008.07.2017.zip>. Download the file and extract it in a folder of your choice. You can also use your own model.

```
model = xls2model('test_model.xls')
```

```
glyc12    f6p[c]      ->    g6p[c]
glyc21    atp[c] + glc-D[c]  ->    g6p[c] + adp[c] + h[c]
carb12    atp[c] + fru[c]    <=>    f6p[c] + adp[c] + h[c]
ed2       g6p[c] + nadp[c]    <=>    h[c] + gl6p[c] + nadph[c]
g6pd      g6p[c] + nad[c]     <=>    h[c] + gl6p[c] + nadh[c]
ed3       gl6p[c] + h2o[c]    ->    h[c] + pgl[c]
ed1       pgl[c]             <=>    h2o[c] + dgp[c]
R035      nadp[c] + pgl[c]    ->    nadph[c] + co2[c] + ru5p-D[c]
ppp4      xu5p-D[c] + e4p[c]   <=>    f6p[c] + g3p[c]
ppp3      xu5p-D[c] + r5p[c]   <=>    g3p[c] + s7p[c]
carb2     ru5p-D[c]          <=>    xu5p-D[c]
R040      ru5p-D[c]          <=>    r5p[c]
ppp5      dgp[c]             <=>    g3p[c] + pyr[c]
glyc3     g3p[c]             <=>    dhap[c]
glyc1     nad[c] + g3p[c] + pi[c] ->    h[c] + nadh[c] + 13dpg[c]
glyc4     atp[c] + 3pg[c]     <=>    adp[c] + 13dpg[c]
glyc7     2pg[c]             <=>    3pg[c]
glyc23    2pg[c]             <=>    h2o[c] + pep[c]
glyc14    atp[c] + pyr[c]     <=>    adp[c] + h[c] + pep[c]
pyr_dec   h[c] + pyr[c]      ->    co2[c] + acald[c]
ed5       nad[c] + pyr[c] + coa[c] ->    nadh[c] + co2[c] + accoa[c]
Alcohol4  nad[c] + etoh[c]    <=>    h[c] + nadh[c] + acald[c]
acet_dehy nad[c] + h2o[c] + acald[c] <=>    2 h[c] + nadh[c] + ac[c]
acet_dehyh nadp[c] + h2o[c] + acald[c] <=>    2 h[c] + nadph[c] + ac[c]
carbx5    nad[c] + lac-D[c]   <=>    h[c] + nadh[c] + pyr[c]
R26       lac-D[c] + q[c]     ->    pyr[c] + qh2[c]
R27       h[c] + nadh[c] + q[c] ->    nad[c] + qh2[c]
R28       h[c] + nadph[c] + q[c] ->    nadp[c] + qh2[c]
R29       2 qh2[c] + o2[c]    ->    2 h2o[c] + 2 q[c]
R103      qh2[c] + fum[c]     <=>    q[c] + succ[c]
tca12     h2o[c] + accoa[c] + oaa[c] <=>    h[c] + coa[c] + cit[c]
tca7      cit[c]             <=>    ac[c] + oaa[c]
tca13     cit[c]             <=>    h2o[c] + cis-aconitate[c]
tca14     h2o[c] + cis-aconitate[c] <=>    icit-D[c]
tca11     nadp[c] + icit-D[c] ->    nadph[c] + co2[c] + akc[c]
R35       h[c] + nadph[c] + akc[c] + nh4[c] <=>    nadp[c] + h2o[c] + glu-L[c]
tca10     mal-L[c]           <=>    h2o[c] + fum[c]
glyc8     nad[c] + mal-L[c]   <=>    nadh[c] + co2[c] + pyr[c]
altcarb7  pi[c] + oaa[c]     <=>    pep[c] + hco3[c]
gpl3      nadp[c] + glyc3p[c] <=>    h[c] + nadph[c] + dhap[c]
R40       h2o[c] + 3pg[c]    ->    pi[c] + glyc-R[c]
Cofact17  atp[c] + glyc-R[c] <=>    adp[c] + h[c] + 3pg[c]
R42       atp[c] + glyc[c]    <=>    adp[c] + h[c] + glyc3p[c]
R43       h2o[c] + glyc3p[c] <=>    pi[c] + glyc[c]
R44       h2o[c] + dhap[c]    <=>    pi[c] + dha[c]
pengluc2  xyl-D[c]           <=>    xylu-D[c]
pengluc3  atp[c] + xylu-D[c] <=>    adp[c] + h[c] + xu5p-D[c]
ppp9      g3p[c] + s7p[c]    <=>    f6p[c] + e4p[c]
R48       atp[c] + h2o[c]    ->    adp[c] + h[c] + pi[c]
R49       h[c] + pyr[c] + acald[c] ->    co2[c] + acin[c]
ppp8      h2o[c] + gllc[c]   ->    h[c] + glcn[c]
secmet7   nadp[c] + glcn[c] <=>    h[c] + nadph[c] + 2dhgln[c]
R52       glc-D[c] + fru[c]   ->    gllc[c] + sbt-D[c]
R53       glc-D[c] + q[c]     ->    qh2[c] + gllc[c]
ppp2      atp[c] + glcn[c]    <=>    adp[c] + h[c] + pgl[c]
R55       glcn[c]           <=>
R56       glc-D[c]          <=>
R57       fru[c]            ->
R58       xyl-D[c]          ->
R59       glyc[c]           ->
R60       succ[c]           ->
R61       glyc-R[c]         ->
```

```

R62    2dhg1cn[c]    ->
R63    glu-L[c]      ->
R64    nh4[c]        <=>
R65    o2[c]         ->
R66    etoh[c]       ->
R67    co2[c]        <=>
R68    lac-D[c]      ->
R69    ac[c]         ->
R70    acald[c]      ->
R71    acin[c]       ->
R72    dha[c]        ->
R73    h2o[c] + co2[c]    <=>    h[c] + hco3[c]
R74    sbt-D[c]      <=>
model =
    rxns: {75x1 cell}
    S: [60x75 double]
    lb: [75x1 double]
    ub: [75x1 double]
    c: [75x1 double]
    mets: {60x1 cell}
    b: [60x1 double]
    rules: {75x1 cell}
    genes: {0x1 cell}
    osense: -1
    csense: [60x1 char]
    rxnGeneMat: [75x0 double]
    rxnNames: {75x1 cell}
    subSystems: {75x1 cell}
    metNames: {60x1 cell}
    grRules: {75x1 cell}
    confidenceScores: [75x1 double]
    rxnECNumbers: {75x1 cell}
    rxnNotes: {75x1 cell}
    rxnReferences: {75x1 cell}
    comps: 'c'
    compNames: {'Cytosol or Cytosol, Extra-organism or Cytosol, Extra-organism, Periplasm'}
    metFormulas: {60x1 cell}
    metCharges: [60x1 double]
    metSmiles: {60x1 cell}
    metKEGGID: {60x1 cell}
    metInChIString: {60x1 cell}
    metPubChemID: {60x1 cell}
    metChEBIID: {60x1 cell}
    description: 'test_model.xls'

```

ii. optimization of the objective function by using the COBRA toolbox command *optimizeCbModel*, where the argument *model* corresponds to the COBRA model in the MATLAB workspace.

```
FBAsolution = optimizeCbModel(model)
```

Warning: A value of class "com.mathworks.mde.cmdwin.XCmdWndView" was indexed with no subscripts specified. Currently the result of this operation is the indexed value itself, but in a future release, it will be an error.

Warning: A value of class "com.mathworks.mde.cmdwin.XCmdWndView" was indexed with no subscripts specified. Currently the result of this operation is the indexed value itself, but in a future release, it will be an error.

```

FBAsolution =
    full: [75x1 double]
    obj: 0
    rcost: [75x1 double]
    dual: [60x1 double]
    solver: 'glpk'
    algorithm: 'default'

```

```

stat: 1
origStat: 5
time: 0.0310
basis: []
x: [75x1 double]
f: 0
y: [60x1 double]
w: [75x1 double]
v: [75x1 double]

```

This step ensures that a vector of the steady state fluxes *x* will be available for the command *draw\_by\_rxn*.

#### FBAsolution.x

Warning: A value of class "com.mathworks.mde.cmdwin.XCmdWndView" was indexed with no subscripts specified. Currently the result of this operation is the indexed value itself, but in a future release, it will be an error.

Warning: A value of class "com.mathworks.mde.cmdwin.XCmdWndView" was indexed with no subscripts specified. Currently the result of this operation is the indexed value itself, but in a future release, it will be an error.

ans =

```

0
0
0
-1000
1000
0
500
0
0
0
0
⋮

```

iii. execution of the command *[involvedMets, deadEnds] = draw\_by\_rxn (model, rxns, drawMap, direction, initialMet, excludeMets, flux)*.

```
[Involved_mets, Dead_ends] = draw_by_rxn(model, model.rxns, 'true', 'struc', {''}, {''})
```

Warning: A value of class "com.mathworks.mde.cmdwin.XCmdWndView" was indexed with no subscripts specified. Currently the result of this operation is the indexed value itself, but in a future release, it will be an error.

Warning: A value of class "com.mathworks.mde.cmdwin.XCmdWndView" was indexed with no subscripts specified. Currently the result of this operation is the indexed value itself, but in a future release, it will be an error.

Start\_time =

2017\_7\_14\_12\_58\_38.805

Starting parallel pool (parpool) using the 'local' profile ... Biograph object with 135 nodes and 254 edges

End\_time =

2017\_7\_14\_12\_58\_44.178

Total\_time =

0\_0\_0\_0\_5.373

Involved\_mets =

```

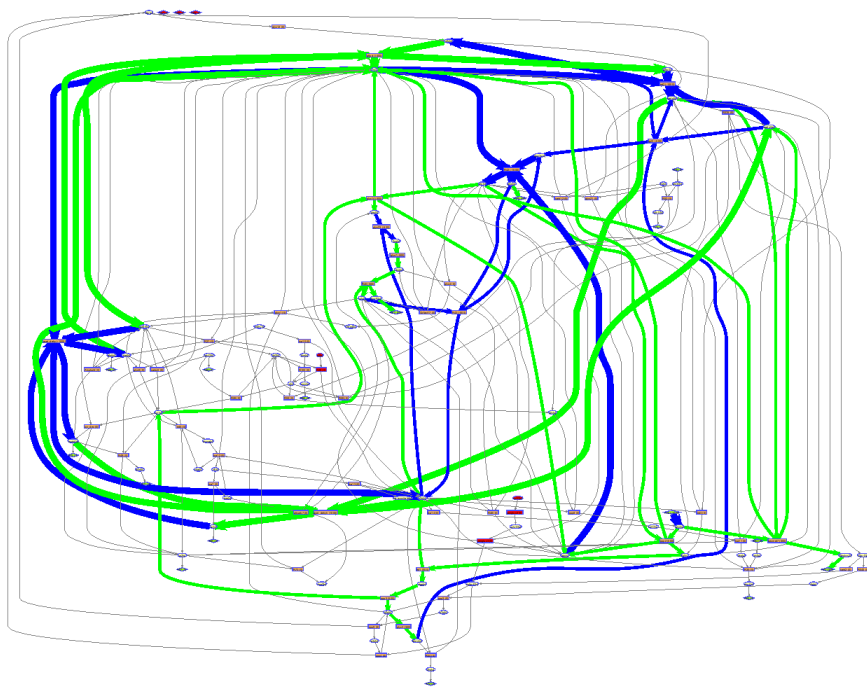
'f6p[c]'
'g6p[c]'
'atp[c]'
'glc-D[c]'
'adp[c]'
'h[c]'
'fru[c]'
'nadp[c]'
'gl6p[c]'

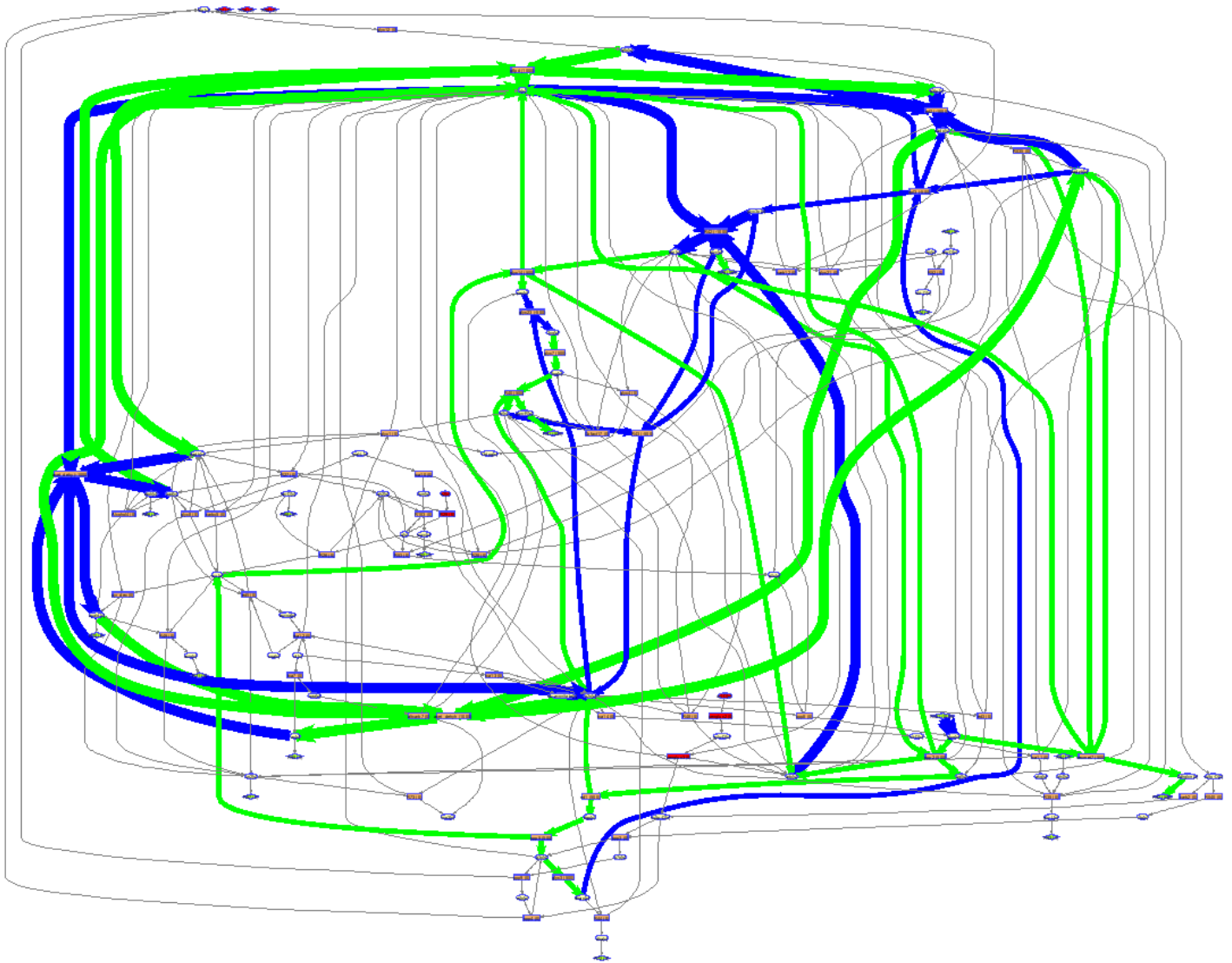
```

```

'nadph[c]'
'nad[c]'
'nadh[c]'
'h2o[c]'
'pgl[c]'
'dgp[c]'
'co2[c]'
'ru5p-D[c]'
'xu5p-D[c]'
'e4p[c]'
'g3p[c]'
'r5p[c]'
's7p[c]'
'pyr[c]'
'dhap[c]'
'pi[c]'
'13dpg[c]'
'3pg[c]'
'2pg[c]'
'pep[c]'
'acald[c]'
'coa[c]'
'accoa[c]'
'etoh[c]'
'ac[c]'
'lac-D[c]'
'q[c]'
'qh2[c]'
'o2[c]'
'fum[c]'
'succ[c]'
'oaa[c]'
'cit[c]'
'cis-aconitate[c]'
'icit-D[c]'
'akg[c]'
'nh4[c]'
'glu-L[c]'
'mal-L[c]'
'hco3[c]'
'glyc3p[c]'
'glyc-R[c]'
'glyc[c]'
'dha[c]'
'xyl-D[c]'
'xylu-D[c]'
'acin[c]'
'gllc[c]'
'glcn[c]'
'2dhglcn[c]'
'sbt-D[c]'
Dead_ends =
'o2[c]'
'xyl-D[c]'

```





## B. COBRA reconstruction visualization

i. a COBRA model has to be loaded into MATLAB.

```
model = xls2model('test_model.xls')
```

Warning: A value of class "com.mathworks.mde.cmdwin.XCmdWndView" was indexed with no subscripts specified. Currently the result of this operation is the indexed value itself, but in a future release, it will be an error.

Warning: A value of class "com.mathworks.mde.cmdwin.XCmdWndView" was indexed with no subscripts specified. Currently the result of this operation is the indexed value itself, but in a future release, it will be an error.

Warning: A value of class "com.mathworks.mde.cmdwin.XCmdWndView" was indexed with no subscripts specified. Currently the result of this operation is the indexed value itself, but in a future release, it will be an error.

Warning: A value of class "com.mathworks.mde.cmdwin.XCmdWndView" was indexed with no subscripts specified. Currently the result of this operation is the indexed value itself, but in a future release, it will be an error.

Warning: A value of class "com.mathworks.mde.cmdwin.XCmdWndView" was indexed with no subscripts specified. Currently the result of this operation is the indexed value itself, but in a future release, it will be an error.

Warning: A value of class "com.mathworks.mde.cmdwin.XCmdWndView" was indexed with no subscripts specified. Currently the result of this operation is the indexed value itself, but in a future release, it will be an error.

Warning: A value of class "com.mathworks.mde.cmdwin.XCmdWndView" was indexed with no subscripts specified. Currently the result of this operation is the indexed value itself, but in a future release, it will be an error.

Warning: A value of class "com.mathworks.mde.cmdwin.XCmdWndView" was indexed with no subscripts specified. Currently the result of this operation is the indexed value itself, but in a future release, it will be an error.

Warning: A value of class "com.mathworks.mde.cmdwin.XCmdWndView" was indexed with no subscripts specified. Currently the result of this operation is the indexed value itself, but in a future release, it will be an error.

Warning: A value of class "com.mathworks.mde.cmdwin.XCmdWndView" was indexed with no subscripts specified. Currently the result of this operation is the indexed value itself, but in a future release, it will be an error.

```
glyc12    f6p[c]      ->    g6p[c]
glyc21    atp[c] + glc-D[c]      ->    g6p[c] + adp[c] + h[c]
carb12    atp[c] + fru[c]      <=>    f6p[c] + adp[c] + h[c]
ed2       g6p[c] + nadp[c]      <=>    h[c] + gl6p[c] + nadph[c]
g6pd      g6p[c] + nad[c]      <=>    h[c] + gl6p[c] + nadh[c]
ed3       gl6p[c] + h2o[c]      ->    h[c] + pgl[c]
ed1       pgl[c]      <=>    h2o[c] + dgp[c]
R035      nadp[c] + pgl[c]      ->    nadph[c] + co2[c] + ru5p-D[c]
ppp4      xu5p-D[c] + e4p[c]      <=>    f6p[c] + g3p[c]
ppp3      xu5p-D[c] + r5p[c]      <=>    g3p[c] + s7p[c]
carb2     ru5p-D[c]      <=>    xu5p-D[c]
R040      ru5p-D[c]      <=>    r5p[c]
ppp5      dgp[c]      <=>    g3p[c] + pyr[c]
glyc3     g3p[c]      <=>    dhap[c]
glyc1     nad[c] + g3p[c] + pi[c]      ->    h[c] + nadh[c] + 13dpg[c]
glyc4     atp[c] + 3pg[c]      <=>    adp[c] + 13dpg[c]
glyc7     2pg[c]      <=>    3pg[c]
glyc23    2pg[c]      <=>    h2o[c] + pep[c]
glyc14    atp[c] + pyr[c]      <=>    adp[c] + h[c] + pep[c]
pyr_dec   h[c] + pyr[c]      ->    co2[c] + acald[c]
ed5       nad[c] + pyr[c] + coa[c]      ->    nadh[c] + co2[c] + accoa[c]
Alcohol4  nad[c] + etoh[c]      <=>    h[c] + nadh[c] + acald[c]
acet_dehy nad[c] + h2o[c] + acald[c]      <=>    2 h[c] + nadh[c] + ac[c]
acet_dehyh nadp[c] + h2o[c] + acald[c]      <=>    2 h[c] + nadph[c] + ac[c]
carbx5    nad[c] + lac-D[c]      <=>    h[c] + nadh[c] + pyr[c]
R26       lac-D[c] + q[c]      ->    pyr[c] + qh2[c]
R27       h[c] + nadh[c] + q[c]      ->    nad[c] + qh2[c]
R28       h[c] + nadph[c] + q[c]      ->    nadp[c] + qh2[c]
R29       2 qh2[c] + o2[c]      ->    2 h2o[c] + 2 q[c]
R103      qh2[c] + fum[c]      <=>    q[c] + succ[c]
tca12     h2o[c] + accoa[c] + oaa[c]      <=>    h[c] + coa[c] + cit[c]
tca7      cit[c]      <=>    ac[c] + oaa[c]
tca13     cit[c]      <=>    h2o[c] + cis-aconitate[c]
tca14     h2o[c] + cis-aconitate[c]      <=>    icit-D[c]
tca11     nadp[c] + icit-D[c]      ->    nadph[c] + co2[c] + akg[c]
R35       h[c] + nadph[c] + akg[c] + nh4[c]      <=>    nadp[c] + h2o[c] + glu-L[c]
tca10     mal-L[c]      <=>    h2o[c] + fum[c]
glyc8     nad[c] + mal-L[c]      <=>    nadh[c] + co2[c] + pyr[c]
altcarb7  pi[c] + oaa[c]      <=>    pep[c] + hco3[c]
gpl3      nadp[c] + glyc3p[c]      <=>    h[c] + nadph[c] + dhap[c]
R40       h2o[c] + 3pg[c]      ->    pi[c] + glyc-R[c]
Cofact17  atp[c] + glyc-R[c]      <=>    adp[c] + h[c] + 3pg[c]
R42       atp[c] + glyc[c]      <=>    adp[c] + h[c] + glyc3p[c]
R43       h2o[c] + glyc3p[c]      <=>    pi[c] + glyc[c]
R44       h2o[c] + dhap[c]      <=>    pi[c] + dha[c]
pengluc2  xyl-D[c]      <=>    xylu-D[c]
pengluc3  atp[c] + xylu-D[c]      <=>    adp[c] + h[c] + xu5p-D[c]
ppp9      g3p[c] + s7p[c]      <=>    f6p[c] + e4p[c]
R48       atp[c] + h2o[c]      ->    adp[c] + h[c] + pi[c]
```

```

R49      h[c] + pyr[c] + acald[c]      ->      co2[c] + acin[c]
ppp8      h2o[c] + gllc[c]      ->      h[c] + glcn[c]
secmet7      nadp[c] + glcn[c]      <=>      h[c] + nadph[c] + 2dhgln[c]
R52      glc-D[c] + fru[c]      ->      gllc[c] + sbt-D[c]
R53      glc-D[c] + q[c]      ->      qh2[c] + gllc[c]
ppp2      atp[c] + glcn[c]      <=>      adp[c] + h[c] + pgl[c]
R55      glcn[c]      <=>
R56      glc-D[c]      <=>
R57      fru[c]      ->
R58      xyl-D[c]      ->
R59      glyc[c]      ->
R60      succ[c]      ->
R61      glyc-R[c]      ->
R62      2dhgln[c]      ->
R63      glu-L[c]      ->
R64      nh4[c]      <=>
R65      o2[c]      ->
R66      etoh[c]      ->
R67      co2[c]      <=>
R68      lac-D[c]      ->
R69      ac[c]      ->
R70      acald[c]      ->
R71      acin[c]      ->
R72      dha[c]      ->
R73      h2o[c] + co2[c]      <=>      h[c] + hco3[c]
R74      sbt-D[c]      <=>
model =
      rxns: {75x1 cell}
      S: [60x75 double]
      lb: [75x1 double]
      ub: [75x1 double]
      c: [75x1 double]
      mets: {60x1 cell}
      b: [60x1 double]
      rules: {75x1 cell}
      genes: {0x1 cell}
      osense: -1
      csense: [60x1 char]
      rxnGeneMat: [75x0 double]
      rxnNames: {75x1 cell}
      subSystems: {75x1 cell}
      metNames: {60x1 cell}
      grRules: {75x1 cell}
      confidenceScores: [75x1 double]
      rxnECNumbers: {75x1 cell}
      rxnNotes: {75x1 cell}
      rxnReferences: {75x1 cell}
      comps: 'c'
      compNames: {'Cytosol or Cytosol, Extra-organism or Cytosol, Extra-organism, Periplasm'}
      metFormulas: {60x1 cell}
      metCharges: [60x1 double]
      metSmiles: {60x1 cell}
      metKEGGID: {60x1 cell}
      metInChIString: {60x1 cell}
      metPubChemID: {60x1 cell}
      metChEBIID: {60x1 cell}
      description: 'test_model.xls'

```

ii. execution of the command `[involvedMets, deadEnds] = draw_by_rxn(model, rxns, drawMap, direction, initialMet, excludeMets, flux)`

```
[involvedMets, deadEnds] = draw_by_rxn(model, model.rxns, 'true')
```

Warning: A value of class "com.mathworks.mde.cmdwin.XCmdWndView" was indexed with no subscripts specified. Currently the result of this operation is the indexed value itself, but in a future release, it will be an error.

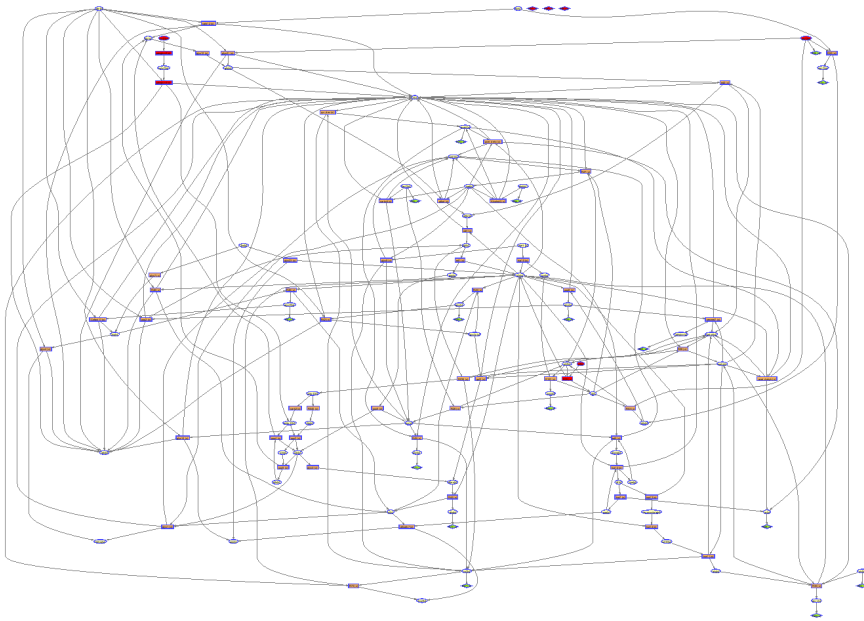
Warning: A value of class "com.mathworks.mde.cmdwin.XCmdWndView" was indexed with no subscripts specified. Currently the result of this operation is the indexed value itself, but in a future release, it will be an error.

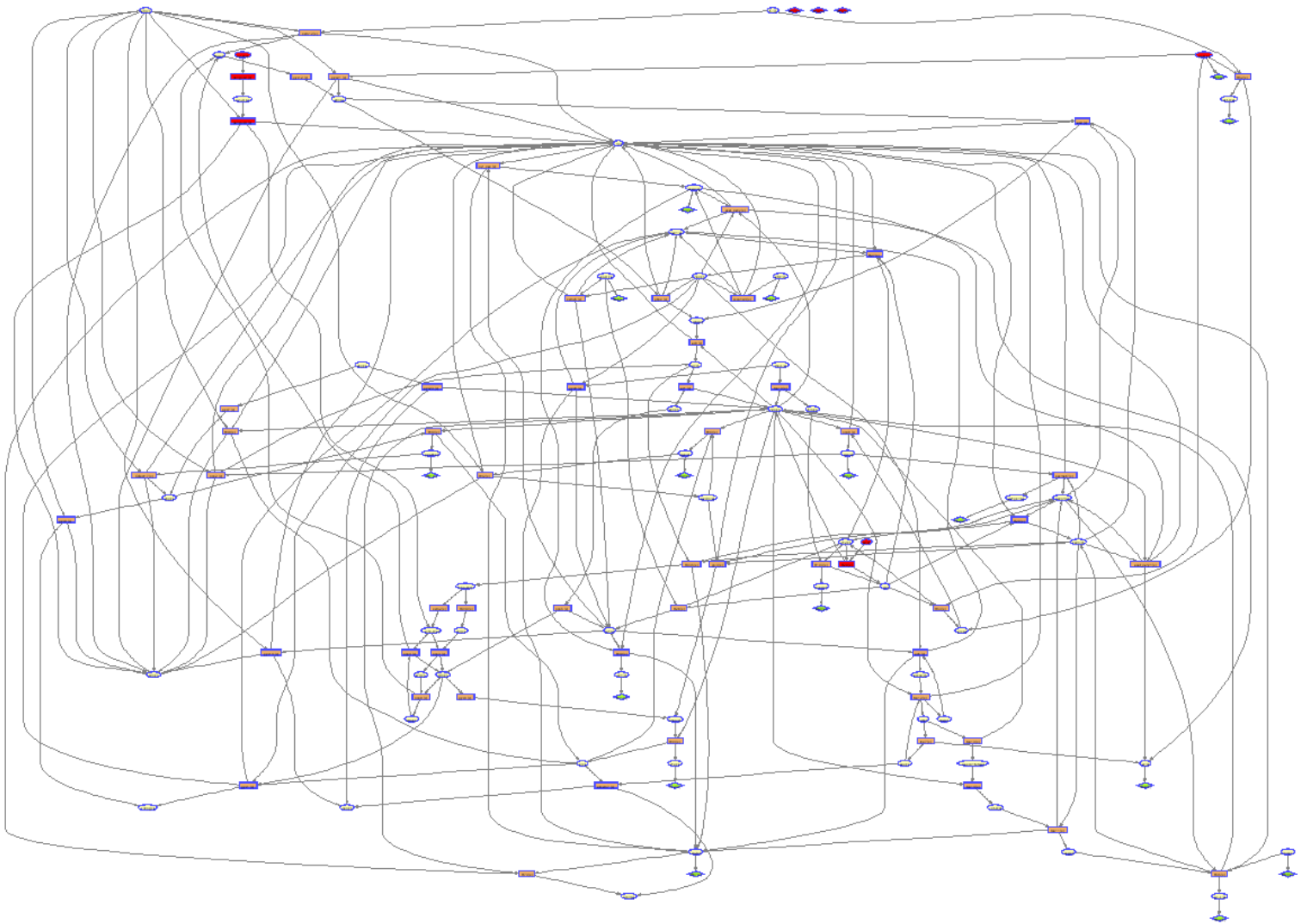
```
Start_time =
2017_7_14_12_58_46.61
Starting parallel pool (parpool) using the 'local' profile ... Biograph object with 135 nodes and 254 edges
End_time =
2017_7_14_12_58_51.335
Total_time =
0_0_0_0_0_4.725
involvedMets =
    'f6p[c]'
    'g6p[c]'
    'atp[c]'
    'glc-D[c]'
    'adp[c]'
    'h[c]'
    'fru[c]'
    'nadp[c]'
    'gl6p[c]'
    'nadph[c]'
    'nad[c]'
    'nadh[c]'
    'h2o[c]'
    'pgl[c]'
    'dgp[c]'
    'co2[c]'
    'ru5p-D[c]'
    'xu5p-D[c]'
    'e4p[c]'
    'g3p[c]'
    'r5p[c]'
    's7p[c]'
    'pyr[c]'
    'dhap[c]'
    'pi[c]'
    '13dpg[c]'
    '3pg[c]'
    '2pg[c]'
    'pep[c]'
    'acald[c]'
    'coa[c]'
    'accoa[c]'
    'etoh[c]'
    'ac[c]'
    'lac-D[c]'
    'q[c]'
    'qh2[c]'
    'o2[c]'
    'fum[c]'
    'succ[c]'
    'oaa[c]'
    'cit[c]'
    'cis-aconitate[c]'
    'icit-D[c]'
    'akg[c]'
    'nh4[c]'
    'glu-L[c]'
    'mal-L[c]'
    'hco3[c]'
    'glyc3p[c]'
```

```

'glyc-R[c]'
'glyc[c]'
'dha[c]'
'xyl-D[c]'
'xylu-D[c]'
'acin[c]'
'gllc[c]'
'gln[c]'
'2dhgln[c]'
'sbt-D[c]'
deadEnds =
'glc-D[c]'
'o2[c]'
'xyl-D[c]'

```





In this case in the brackets in the rectangles are shown characters *x* indicating that fluxes at steady state were not calculated. This approach is useful in case of reconstruction visualization where fluxes are not calculated. The arrows in the end of the edges point on the forward directions of the reactions in the COBRA model.

### ***Input arguments of the command `draw_by_rxn`***

The command `draw_by_rxn` has several input arguments – *model*, *rxns*, *drawMap*, *direction*, *initialMet*, *excludeMets*, and *flux*. The last 5 arguments are optional; it means that the algorithm of the command `draw_by_rxn` uses default values of those arguments, so user can ignore them if additional functionality is not actual.

#### **i. argument *model***

This argument stands for a COBRA model in the MATLAB workspace.

#### **ii. argument *rxns***

This argument represents a list of reactions from a COBRA model separated by a comma. The layout of map depends on this list, as a result if new abbreviation is added or some deleted in the list the layout will change

as well. To prevent layout change by potential mistakes and save time by not creating the list every time from scratch it is possible to create a *cell* type vector in the MATLAB workspace that contains the static abbreviations of the reactions in the COBRA model and use it as argument *rxns*.

```
rxns = {'glyc12', 'glyc21', 'carb12', 'ed2'}
```

Warning: A value of class "com.mathworks.mde.cmdwin.XCmdWndView" was indexed with no subscripts specified. Currently the result of this operation is the indexed value itself, but in a future release, it will be an error.

Warning: A value of class "com.mathworks.mde.cmdwin.XCmdWndView" was indexed with no subscripts specified. Currently the result of this operation is the indexed value itself, but in a future release, it will be an error.

Warning: A value of class "com.mathworks.mde.cmdwin.XCmdWndView" was indexed with no subscripts specified. Currently the result of this operation is the indexed value itself, but in a future release, it will be an error.

Warning: A value of class "com.mathworks.mde.cmdwin.XCmdWndView" was indexed with no subscripts specified. Currently the result of this operation is the indexed value itself, but in a future release, it will be an error.

Warning: A value of class "com.mathworks.mde.cmdwin.XCmdWndView" was indexed with no subscripts specified. Currently the result of this operation is the indexed value itself, but in a future release, it will be an error.

Warning: A value of class "com.mathworks.mde.cmdwin.XCmdWndView" was indexed with no subscripts specified. Currently the result of this operation is the indexed value itself, but in a future release, it will be an error.

Warning: A value of class "com.mathworks.mde.cmdwin.XCmdWndView" was indexed with no subscripts specified. Currently the result of this operation is the indexed value itself, but in a future release, it will be an error.

Warning: A value of class "com.mathworks.mde.cmdwin.XCmdWndView" was indexed with no subscripts specified. Currently the result of this operation is the indexed value itself, but in a future release, it will be an error.

Warning: A value of class "com.mathworks.mde.cmdwin.XCmdWndView" was indexed with no subscripts specified. Currently the result of this operation is the indexed value itself, but in a future release, it will be an error.

Warning: A value of class "com.mathworks.mde.cmdwin.XCmdWndView" was indexed with no subscripts specified. Currently the result of this operation is the indexed value itself, but in a future release, it will be an error.

```
rxns =
    'glyc12'    'glyc21'    'carb12'    'ed2'
```

```
[involvedMets, deadEnds] = draw_by_rxn(model, rxns)
```

Warning: A value of class "com.mathworks.mde.cmdwin.XCmdWndView" was indexed with no subscripts specified. Currently the result of this operation is the indexed value itself, but in a future release, it will be an error.

Warning: A value of class "com.mathworks.mde.cmdwin.XCmdWndView" was indexed with no subscripts specified. Currently the result of this operation is the indexed value itself, but in a future release, it will be an error.

```
Start_time =
```

```
2017_7_14_12_58_51.703
```

```
Starting parallel pool (parpool) using the 'local' profile ...
```

```
End_time =
```

```
2017_7_14_12_58_52.001
```

```
Total_time =
```

```
0_0_0_0_0.298
```

```
involvedMets =
```

```
    'f6p[c]'
```

```
    'g6p[c]'
```

```
    'atp[c]'
```

```
    'glc-D[c]'
```

```
    'adp[c]'
```

```
    'h[c]'
```

```

    'fru[c]'
    'nadp[c]'
    'gl6p[c]'
    'nadph[c]'
deadEnds =
    'glc-D[c]'
    'fru[c]'
    'nadp[c]'
    'gl6p[c]'
    'nadph[c]'

```

Another example is a list of reaction in the COBRA model which can be accessed by *model.rxns*. It illustrates all COBRA model.

```
[involvedMets, deadEnds] = draw_by_rxn(model, model.rxns)
```

```
Warning: A value of class "com.mathworks.mde.cmdwin.XCmdWndView" was indexed with no subscripts
specified. Currently the result of this operation is the indexed value itself, but in a future
release, it will be an error.
```

Warning: A value of class "com.mathworks.mde.cmdwin.XCmdWndView" was indexed with no subscripts specified. Currently the result of this operation is the indexed value itself, but in a future release, it will be an error.

Warning: A value of class "com.mathworks.mde.cmdwin.XCmdWndView" was indexed with no subscripts specified. Currently the result of this operation is the indexed value itself, but in a future release, it will be an error.

Warning: A value of class "com.mathworks.mde.cmdwin.XCmdWndView" was indexed with no subscripts specified. Currently the result of this operation is the indexed value itself, but in a future release, it will be an error.

```
Warning: A value of class "com.mathworks.mde.cmdwin.XCmdWndView" was indexed with no subscripts
specified. Currently the result of this operation is the indexed value itself, but in a future
release, it will be an error.
```

Warning: A value of class "com.mathworks.mde.cmdwin.XCmdWndView" was indexed with no subscripts specified. Currently the result of this operation is the indexed value itself, but in a future release, it will be an error.

```
Warning: A value of class "com.mathworks.mde.cmdwin.XCmdWndView" was indexed with no subscripts
specified. Currently the result of this operation is the indexed value itself, but in a future
release, it will be an error.
```

Warning: A value of class "com.mathworks.mde.cmdwin.XCmdWndView" was indexed with no subscripts specified. Currently the result of this operation is the indexed value itself, but in a future release, it will be an error.

Warning: A value of class "com.mathworks.mde.cmdwin.XCmdWndView" was indexed with no subscripts specified. Currently the result of this operation is the indexed value itself, but in a future release, it will be an error.

```
Warning: A value of class "com.mathworks.mde.cmdwin.XCmdWndView" was indexed with no subscripts
specified. Currently the result of this operation is the indexed value itself, but in a future
release, it will be an error.
```

```
Start_time =
```

2017\_7\_14\_12\_58\_52.033

```
Starting parallel pool (parpool) using the 'local' profile ...
```

End time =

2017 7 14 12 58 53.183

Total time =

0\_0\_0\_0\_0\_1.151

```
involvedMets =
```

```
'f6p[c]'  
'g6p[c]'  
'atp[c]'  
'glc-D[c]'  
'adp[c]'  
'h[c]'  
'fru[c]'  
'nadp[c]'  
'ql6p[c]'
```

```

'nadph[c]'
'nad[c]'
'nadh[c]'
'h2o[c]'
'pgl[c]'
'dgp[c]'
'co2[c]'
'ru5p-D[c]'
'xu5p-D[c]'
'e4p[c]'
'g3p[c]'
'r5p[c]'
's7p[c]'
'pyr[c]'
'dhap[c]'
'pi[c]'
'13dpg[c]'
'3pg[c]'
'2pg[c]'
'pep[c]'
'acald[c]'
'coa[c]'
'accoa[c]'
'etoh[c]'
'ac[c]'
'lac-D[c]'
'q[c]'
'qh2[c]'
'o2[c]'
'fum[c]'
'succ[c]'
'oaa[c]'
'cit[c]'
'cis-aconitate[c]'
'icit-D[c]'
'akg[c]'
'nh4[c]'
'glu-L[c]'
'mal-L[c]'
'hco3[c]'
'glyc3p[c]'
'glyc-R[c]'
'glyc[c]'
'dha[c]'
'xyl-D[c]'
'xylu-D[c]'
'acin[c]'
'gllc[c]'
'glcn[c]'
'2dhgln[c]'
'sbt-D[c]'
deadEnds =
'glc-D[c]'
'o2[c]'
'xyl-D[c]'

```

### iii. argument *drawMap*

It is a *logical* type variable that can take value of *'true'* or *'false'* (default is *'false'*) indicating whether to visualize the COBRA model or not. The main idea of this argument is to ensure possibility to save time by not visualizing a large COBRA model and get a result faster.

```
[involvedMets, deadEnds] = draw_by_rxn(model, model.rxns, 'false')
```

Warning: A value of class "com.mathworks.mde.cmdwin.XCmdWndView" was indexed with no subscripts specified. Currently the result of this operation is the indexed value itself, but in a future release, it will be an error.

Warning: A value of class "com.mathworks.mde.cmdwin.XCmdWndView" was indexed with no subscripts specified. Currently the result of this operation is the indexed value itself, but in a future release, it will be an error.

Warning: A value of class "com.mathworks.mde.cmdwin.XCmdWndView" was indexed with no subscripts specified. Currently the result of this operation is the indexed value itself, but in a future release, it will be an error.

Warning: A value of class "com.mathworks.mde.cmdwin.XCmdWndView" was indexed with no subscripts specified. Currently the result of this operation is the indexed value itself, but in a future release, it will be an error.

Warning: A value of class "com.mathworks.mde.cmdwin.XCmdWndView" was indexed with no subscripts specified. Currently the result of this operation is the indexed value itself, but in a future release, it will be an error.

Warning: A value of class "com.mathworks.mde.cmdwin.XCmdWndView" was indexed with no subscripts specified. Currently the result of this operation is the indexed value itself, but in a future release, it will be an error.

Warning: A value of class "com.mathworks.mde.cmdwin.XCmdWndView" was indexed with no subscripts specified. Currently the result of this operation is the indexed value itself, but in a future release, it will be an error.

Warning: A value of class "com.mathworks.mde.cmdwin.XCmdWndView" was indexed with no subscripts specified. Currently the result of this operation is the indexed value itself, but in a future release, it will be an error.

Warning: A value of class "com.mathworks.mde.cmdwin.XCmdWndView" was indexed with no subscripts specified. Currently the result of this operation is the indexed value itself, but in a future release, it will be an error.

Warning: A value of class "com.mathworks.mde.cmdwin.XCmdWndView" was indexed with no subscripts specified. Currently the result of this operation is the indexed value itself, but in a future release, it will be an error.

Start\_time =

2017\_7\_14\_12\_58\_53.214

Starting parallel pool (parpool) using the 'local' profile ...

End\_time =

2017\_7\_14\_12\_58\_54.356

Total\_time =

0\_0\_0\_0\_1.142

involvedMets =

'f6p[c]'

'g6p[c]'

'atp[c]'

'glc-D[c]'

'adp[c]'

'h[c]'

'fru[c]'

'nadp[c]'

'gl6p[c]'

'nadph[c]'

'nad[c]'

'nadh[c]'

'h2o[c]'

'pgl[c]'

'dgp[c]'

'co2[c]'

'ru5p-D[c]'

'xu5p-D[c]'

'e4p[c]'

'g3p[c]'

'r5p[c]'

's7p[c]'

'pyr[c]'

'dhap[c]'

```

'pi[c]'
'13dpg[c]'
'3pg[c]'
'2pg[c]'
'pep[c]'
'acald[c]'
'coa[c]'
'accoa[c]'
'etoh[c]'
'ac[c]'
'lac-D[c]'
'q[c]'
'qh2[c]'
'o2[c]'
'fum[c]'
'succ[c]'
'oaa[c]'
'cit[c]'
'cis-aconitate[c]'
'icit-D[c]'
'akg[c]'
'nh4[c]'
'glu-L[c]'
'mal-L[c]'
'hco3[c]'
'glyc3p[c]'
'glyc-R[c]'
'glyc[c]'
'dha[c]'
'xyl-D[c]'
'xylu-D[c]'
'acin[c]'
'gllc[c]'
'glcn[c]'
'2dhgln[c]'
'sbt-D[c]'
deadEnds =
'glc-D[c]'
'o2[c]'
'xyl-D[c]'

```

#### iiii. optional argument *direction*

It is a *string* type variable that can take value of '*struc*', '*sub*', '*prod*' or '*both*' (default is '*struc*') indicating a direction for the algorithm of the command *draw\_by\_rxn*.

```
[Involved_mets, Dead_ends] = draw_by_rxn(model, model.rxns, 'false', 'struc')
```

Warning: A value of class "com.mathworks.mde.cmdwin.XCmdWndView" was indexed with no subscripts specified. Currently the result of this operation is the indexed value itself, but in a future release, it will be an error.

Warning: A value of class "com.mathworks.mde.cmdwin.XCmdWndView" was indexed with no subscripts specified. Currently the result of this operation is the indexed value itself, but in a future release, it will be an error.

Warning: A value of class "com.mathworks.mde.cmdwin.XCmdWndView" was indexed with no subscripts specified. Currently the result of this operation is the indexed value itself, but in a future release, it will be an error.

Warning: A value of class "com.mathworks.mde.cmdwin.XCmdWndView" was indexed with no subscripts specified. Currently the result of this operation is the indexed value itself, but in a future release, it will be an error.

Warning: A value of class "com.mathworks.mde.cmdwin.XCmdWndView" was indexed with no subscripts specified. Currently the result of this operation is the indexed value itself, but in a future release, it will be an error.

```

Warning: A value of class "com.mathworks.mde.cmdwin.XCmdWndView" was indexed with no subscripts
specified. Currently the result of this operation is the indexed value itself, but in a future
release, it will be an error.
Warning: A value of class "com.mathworks.mde.cmdwin.XCmdWndView" was indexed with no subscripts
specified. Currently the result of this operation is the indexed value itself, but in a future
release, it will be an error.
Warning: A value of class "com.mathworks.mde.cmdwin.XCmdWndView" was indexed with no subscripts
specified. Currently the result of this operation is the indexed value itself, but in a future
release, it will be an error.
Warning: A value of class "com.mathworks.mde.cmdwin.XCmdWndView" was indexed with no subscripts
specified. Currently the result of this operation is the indexed value itself, but in a future
release, it will be an error.
Warning: A value of class "com.mathworks.mde.cmdwin.XCmdWndView" was indexed with no subscripts
specified. Currently the result of this operation is the indexed value itself, but in a future
release, it will be an error.
Start_time =
2017_7_14_12_58_54.389
Starting parallel pool (parpool) using the 'local' profile ...
End_time =
2017_7_14_12_58_55.532
Total_time =
0_0_0_0_1.143
Involved_mets =
    'f6p[c]'
    'g6p[c]'
    'atp[c]'
    'glc-D[c]'
    'adp[c]'
    'h[c]'
    'fru[c]'
    'nadp[c]'
    'gl6p[c]'
    'nadph[c]'
    'nad[c]'
    'nadh[c]'
    'h2o[c]'
    'pgl[c]'
    'dgp[c]'
    'co2[c]'
    'ru5p-D[c]'
    'xu5p-D[c]'
    'e4p[c]'
    'g3p[c]'
    'r5p[c]'
    's7p[c]'
    'pyr[c]'
    'dhap[c]'
    'pi[c]'
    'l3dpg[c]'
    '3pg[c]'
    '2pg[c]'
    'pep[c]'
    'acald[c]'
    'coa[c]'
    'accoa[c]'
    'etoh[c]'
    'ac[c]'
    'lac-D[c]'
    'q[c]'
    'qh2[c]'
    'o2[c]'
    'fum[c]'
    'succ[c]'
    'oaa[c]'

```

```

'cit[c]'
'cis-aconitate[c]'
'icit-D[c]'
'akg[c]'
'nh4[c]'
'glu-L[c]'
'mal-L[c]'
'hco3[c]'
'glyc3p[c]'
'glyc-R[c]'
'glyc[c]'
'dha[c]'
'xyl-D[c]'
'xylu-D[c]'
'acin[c]'
'gllc[c]'
'glcn[c]'
'2dhgln[c]'
'sbt-D[c]'
Dead_ends =
'glc-D[c]'
'o2[c]'
'xyl-D[c]'

```

In case of '*struc*' (structure) the algorithm visualizes all metabolites connected to the specified reactions in the argument *rxns*. The key feature of this function is visualization of all specified reactions not taking in account a steady state fluxes in that way representing the structure of the COBRA model. In case of '*sub*' (substrates) the algorithm visualizes only those metabolites which are substrates for the specified reactions in the argument *rxns*. This time the algorithm is using a stoichiometric matrix and the steady state fluxes to determine direction of each reaction. The algorithm is using an assumption that only those fluxes which rates are smaller than  $-10^{-9}$  mmol\*g<sup>-1</sup>\*h<sup>-1</sup> or greater than  $+10^{-9}$  mmol\*g<sup>-1</sup>\*h<sup>-1</sup> are non-zero fluxes. In case of '*prod*' (products) the algorithm visualizes only those metabolites which are products for the specified reactions in the argument *rxns* but in case of '*both*' the algorithm visualizes both – substrates and products - for the specified reactions in the argument *rxns*. For both cases the algorithm is using the same rules regarding to calculation of the directions for each reaction as for case of '*sub*'. This argument is essential for the command *draw\_by\_met* of the Paint4Net v1.3 because the command *draw\_by\_met* is calling out the command *draw\_by\_rxn* and passing the argument *direction*.

#### iiii. optional argument *initialMet*

It is a *cell* type variable that can take a value that represents the abbreviation of a metabolite in the COBRA model (default is empty).

```
[Involved_mets, Dead_ends] = draw_by_rxn(model, model.rxns, 'true', 'struc', {'atp[c]'})
```

Warning: A value of class "com.mathworks.mde.cmdwin.XCmdWndView" was indexed with no subscripts specified. Currently the result of this operation is the indexed value itself, but in a future release, it will be an error.

Warning: A value of class "com.mathworks.mde.cmdwin.XCmdWndView" was indexed with no subscripts specified. Currently the result of this operation is the indexed value itself, but in a future release, it will be an error.

Warning: A value of class "com.mathworks.mde.cmdwin.XCmdWndView" was indexed with no subscripts specified. Currently the result of this operation is the indexed value itself, but in a future release, it will be an error.

Warning: A value of class "com.mathworks.mde.cmdwin.XCmdWndView" was indexed with no subscripts specified. Currently the result of this operation is the indexed value itself, but in a future release, it will be an error.

Warning: A value of class "com.mathworks.mde.cmdwin.XCmdWndView" was indexed with no subscripts specified. Currently the result of this operation is the indexed value itself, but in a future release, it will be an error.

Warning: A value of class "com.mathworks.mde.cmdwin.XCmdWndView" was indexed with no subscripts specified. Currently the result of this operation is the indexed value itself, but in a future release, it will be an error.

Warning: A value of class "com.mathworks.mde.cmdwin.XCmdWndView" was indexed with no subscripts specified. Currently the result of this operation is the indexed value itself, but in a future release, it will be an error.

Warning: A value of class "com.mathworks.mde.cmdwin.XCmdWndView" was indexed with no subscripts specified. Currently the result of this operation is the indexed value itself, but in a future release, it will be an error.

Warning: A value of class "com.mathworks.mde.cmdwin.XCmdWndView" was indexed with no subscripts specified. Currently the result of this operation is the indexed value itself, but in a future release, it will be an error.

Warning: A value of class "com.mathworks.mde.cmdwin.XCmdWndView" was indexed with no subscripts specified. Currently the result of this operation is the indexed value itself, but in a future release, it will be an error.

Start\_time =

2017\_7\_14\_12\_58\_55.566

Starting parallel pool (parpool) using the 'local' profile ... Biograph object with 135 nodes and 254 edges

End\_time =

2017\_7\_14\_12\_59\_0.315

Total\_time =

0\_0\_0\_0\_1\_-55.251

Involved\_mets =

'f6p[c]'

'g6p[c]'

'atp[c]'

'glc-D[c]'

'adp[c]'

'h[c]'

'fru[c]'

'nadp[c]'

'gl6p[c]'

'nadph[c]'

'nad[c]'

'nadh[c]'

'h2o[c]'

'pgl[c]'

'dgp[c]'

'co2[c]'

'ru5p-D[c]'

'xu5p-D[c]'

'e4p[c]'

'g3p[c]'

'r5p[c]'

's7p[c]'

'pyr[c]'

'dhap[c]'

'pi[c]'

'13dpg[c]'

'3pg[c]'

'2pg[c]'

'pep[c]'

'acald[c]'

'coa[c]'

'accoa[c]'

'etoh[c]'

'ac[c]'

'lac-D[c]'

'q[c]'

'qh2[c]'

'o2[c]'

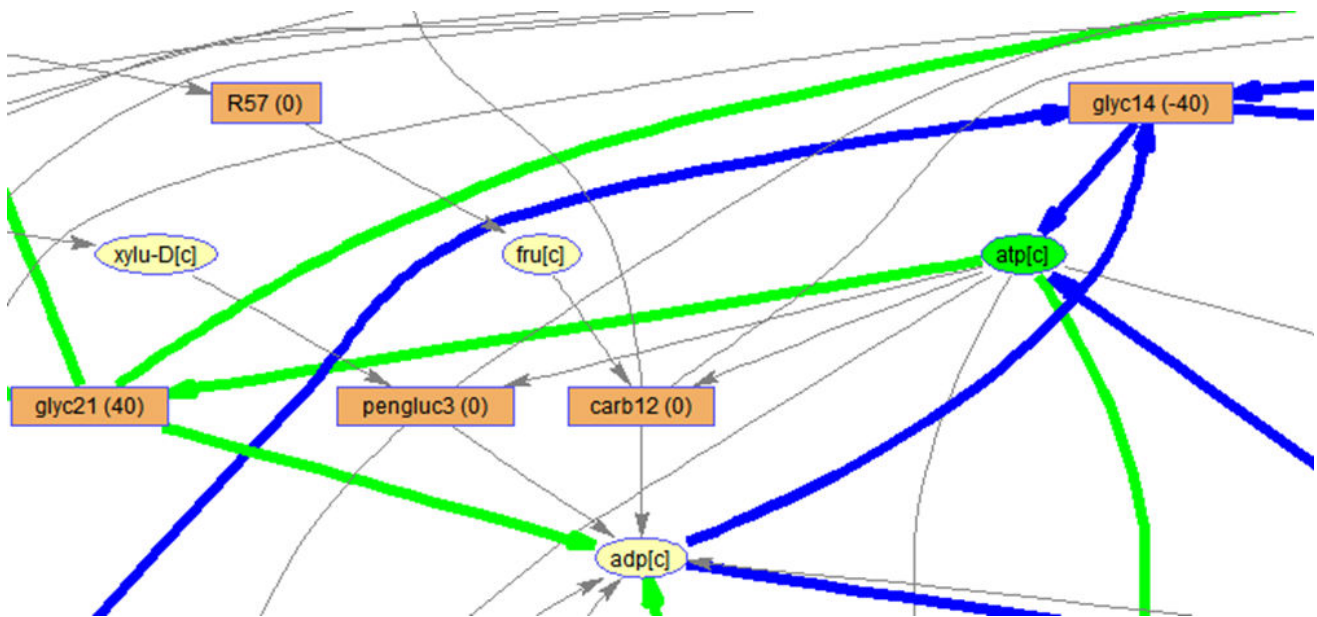
```

'fum[c]'
'succ[c]'
'oaa[c]'
'cit[c]'
'cis-aconitate[c]'
'icit-D[c]'
'akg[c]'
'nh4[c]'
'glu-L[c]'
'mal-L[c]'
'hco3[c]'
'glyc3p[c]'
'glyc-R[c]'
'glyc[c]'
'dha[c]'
'xyl-D[c]'
'xylu-D[c]'
'acin[c]'
'gllc[c]'
'glcn[c]'
'2dhgln[c]'
'sbt-D[c]'
Dead_ends =
'o2[c]'
'xyl-D[c]'

```



This metabolite is represented as green ellipse on the map (see Fig. 3) and this feature is essential for the command `draw_by_met` of the Paint4Net v1.3 because the command `draw_by_met` is calling out the command `draw_by_rxn` and passing the argument `initialMet`.



**Fig. 3.** The metabolite *atp[c]* as initial metabolite on the map of the COBRA model.

#### iiiiii. optional argument *excludeMets*

This argument represents a list of metabolites (default is empty) that will be excluded from the visualization map of the COBRA model in form of the abbreviations of the metabolites separated by a comma. To save time by not creating the list every time from scratch it is possible to create a *cell* type vector in the MATLAB workspace that contains the static abbreviations of the metabolites in the COBRA model and use it as argument *excludeMets*.

```
excludeMets = {'atp[c]', 'nad[c]', 'adp[c]', 'h[c]'}
```

Warning: A value of class "com.mathworks.mde.cmdwin.XCmdWndView" was indexed with no subscripts specified. Currently the result of this operation is the indexed value itself, but in a future release, it will be an error.

Warning: A value of class "com.mathworks.mde.cmdwin.XCmdWndView" was indexed with no subscripts specified. Currently the result of this operation is the indexed value itself, but in a future release, it will be an error.

Warning: A value of class "com.mathworks.mde.cmdwin.XCmdWndView" was indexed with no subscripts specified. Currently the result of this operation is the indexed value itself, but in a future release, it will be an error.

Warning: A value of class "com.mathworks.mde.cmdwin.XCmdWndView" was indexed with no subscripts specified. Currently the result of this operation is the indexed value itself, but in a future release, it will be an error.

Warning: A value of class "com.mathworks.mde.cmdwin.XCmdWndView" was indexed with no subscripts specified. Currently the result of this operation is the indexed value itself, but in a future release, it will be an error.

Warning: A value of class "com.mathworks.mde.cmdwin.XCmdWndView" was indexed with no subscripts specified. Currently the result of this operation is the indexed value itself, but in a future release, it will be an error.

Warning: A value of class "com.mathworks.mde.cmdwin.XCmdWndView" was indexed with no subscripts specified. Currently the result of this operation is the indexed value itself, but in a future release, it will be an error.

Warning: A value of class "com.mathworks.mde.cmdwin.XCmdWndView" was indexed with no subscripts specified. Currently the result of this operation is the indexed value itself, but in a future release, it will be an error.

Warning: A value of class "com.mathworks.mde.cmdwin.XCmdWndView" was indexed with no subscripts specified. Currently the result of this operation is the indexed value itself, but in a future release, it will be an error.

Warning: A value of class "com.mathworks.mde.cmdwin.XCmdWndView" was indexed with no subscripts specified. Currently the result of this operation is the indexed value itself, but in a future release, it will be an error.

```
excludeMets =  
    'atp[c]'      'nad[c]'      'adp[c]'      'h[c]'
```

```
[Involved_mets, Dead_ends] = draw_by_rxn(model, model.rxns, 'true', 'struc', {''}, excl
```

Warning: A value of class "com.mathworks.mde.cmdwin.XCmdWndView" was indexed with no subscripts specified. Currently the result of this operation is the indexed value itself, but in a future release, it will be an error.

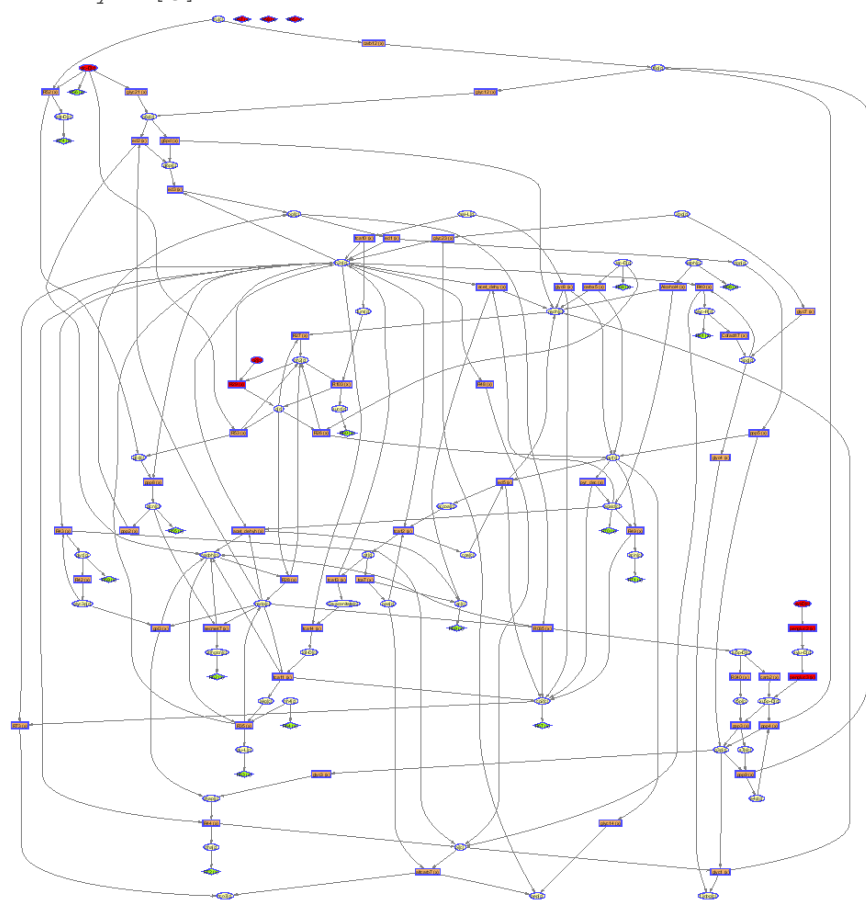
Warning: A value of class "com.mathworks.mde.cmdwin.XCmdWndView" was indexed with no subscripts specified. Currently the result of this operation is the indexed value itself, but in a future release, it will be an error.

```
Start_time =  
2017_7_14_12_59_0.663  
Starting parallel pool (parpool) using the 'local' profile ... Biograph object with 131 nodes and 202 edges  
End_time =  
2017_7_14_12_59_5.006  
Total_time =  
0_0_0_0_4.344  
Involved_mets =  
    'f6p[c]'  
    'g6p[c]'  
    'glc-D[c]'  
    'fru[c]'  
    'nadp[c]'  
    'gl6p[c]'  
    'nadph[c]'  
    'nadh[c]'  
    'h2o[c]'  
    'pgl[c]'  
    'dgp[c]'  
    'co2[c]'  
    'ru5p-D[c]'  
    'xu5p-D[c]'  
    'e4p[c]'  
    'g3p[c]'  
    'r5p[c]'  
    's7p[c]'  
    'pyr[c]'  
    'dhap[c]'  
    'pi[c]'  
    'l3dpg[c]'  
    '3pg[c]'  
    '2pg[c]'  
    'pep[c]'  
    'acald[c]'  
    'coa[c]'  
    'accoa[c]'  
    'etoh[c]'  
    'ac[c]'  
    'lac-D[c]'  
    'q[c]'  
    'qh2[c]'  
    'o2[c]'  
    'fum[c]'  
    'succ[c]'  
    'oaa[c]'  
    'cit[c]'  
    'cis-aconitate[c]'
```

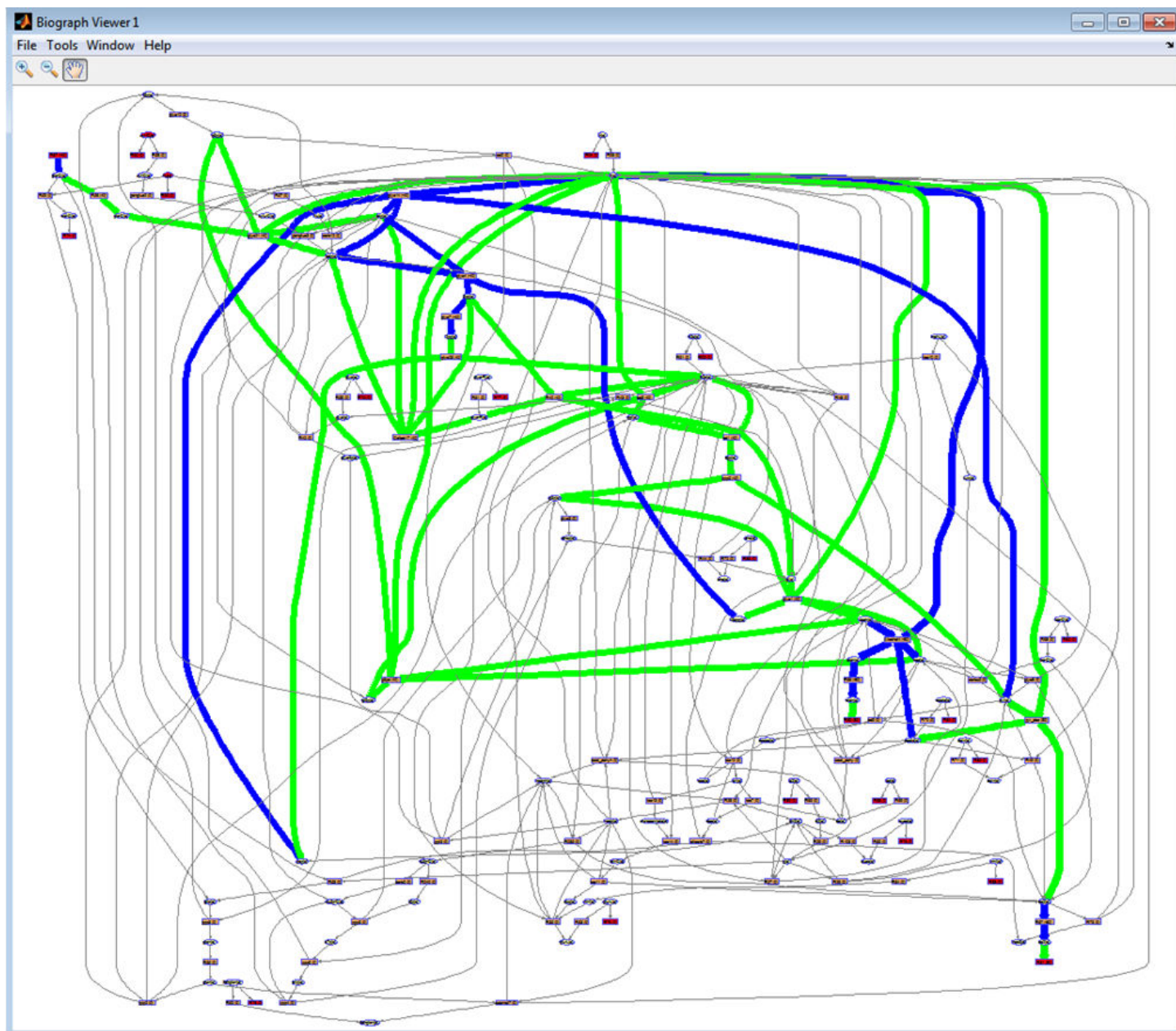
```

'icit-D[c]'
'akg[c]'
'nh4[c]'
'glu-L[c]'
'mal-L[c]'
'hco3[c]'
'glyc3p[c]'
'glyc-R[c]'
'glyc[c]'
'dha[c]'
'xyl-D[c]'
'xylu-D[c]'
'acin[c]'
'gllc[c]'
'glcn[c]'
'2dhgln[c]'
'sbt-D[c]'
Dead_ends =
'glc-D[c]'
'o2[c]'
'xyl-D[c]'

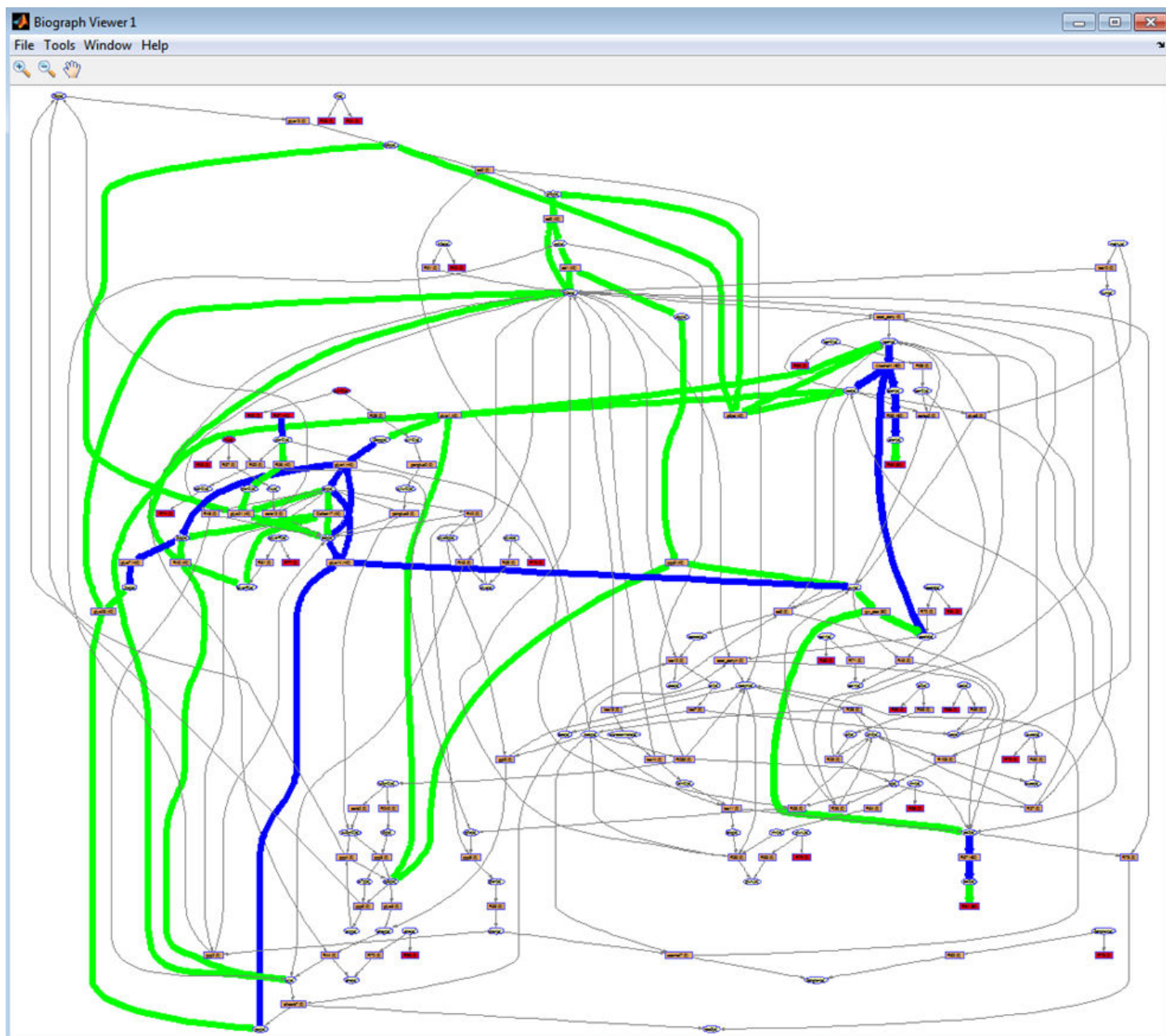
```



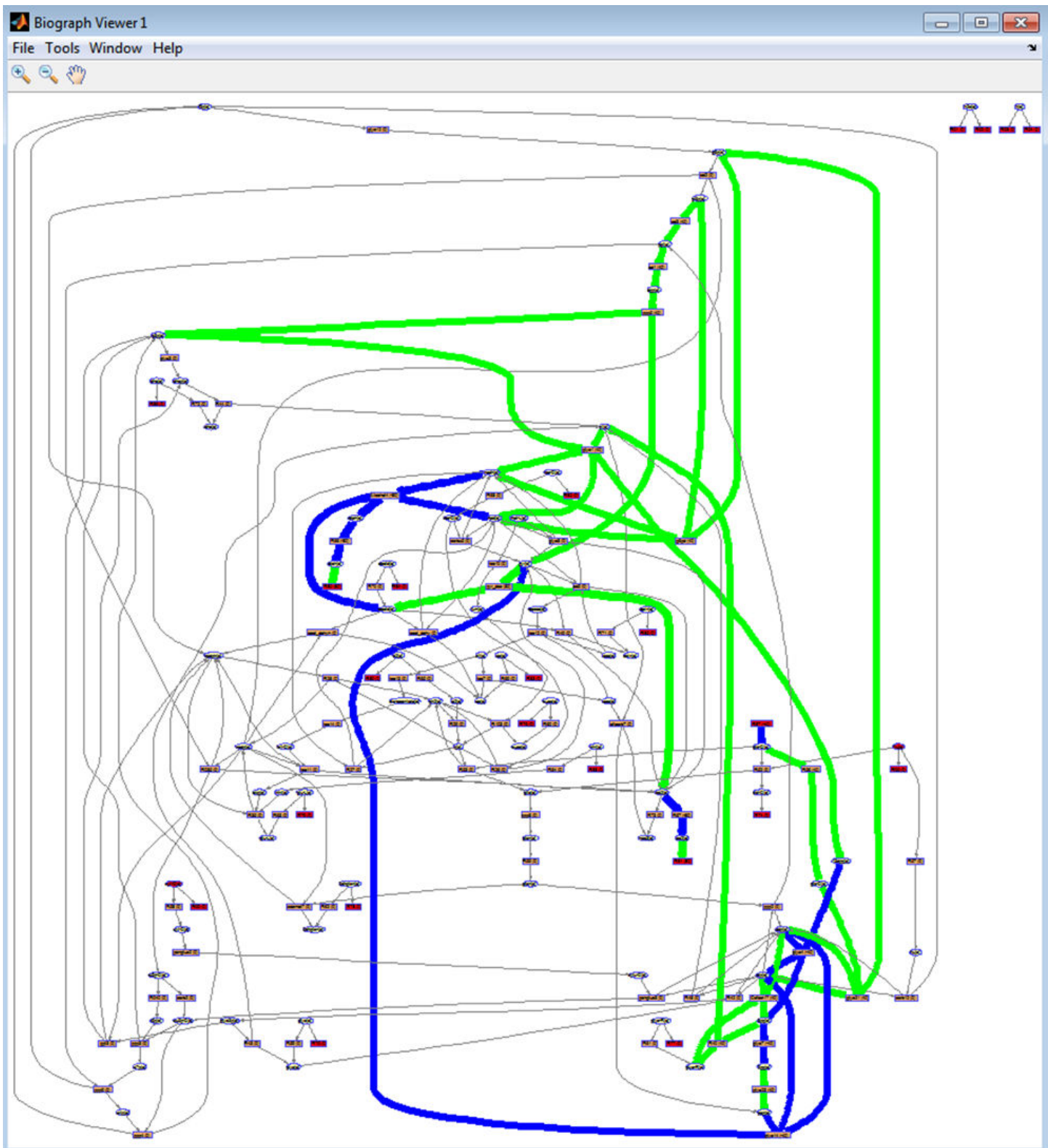
The main idea of this argument is to ensure possibility to exclude very employed metabolites (e.g., h, h<sub>2</sub>o, atp, adp, nad etc.) to avoid unnecessary mesh on the map (see Fig. 4, Fig. 5, Fig. 6, Fig. 7, Fig. 8 and Fig. 9).



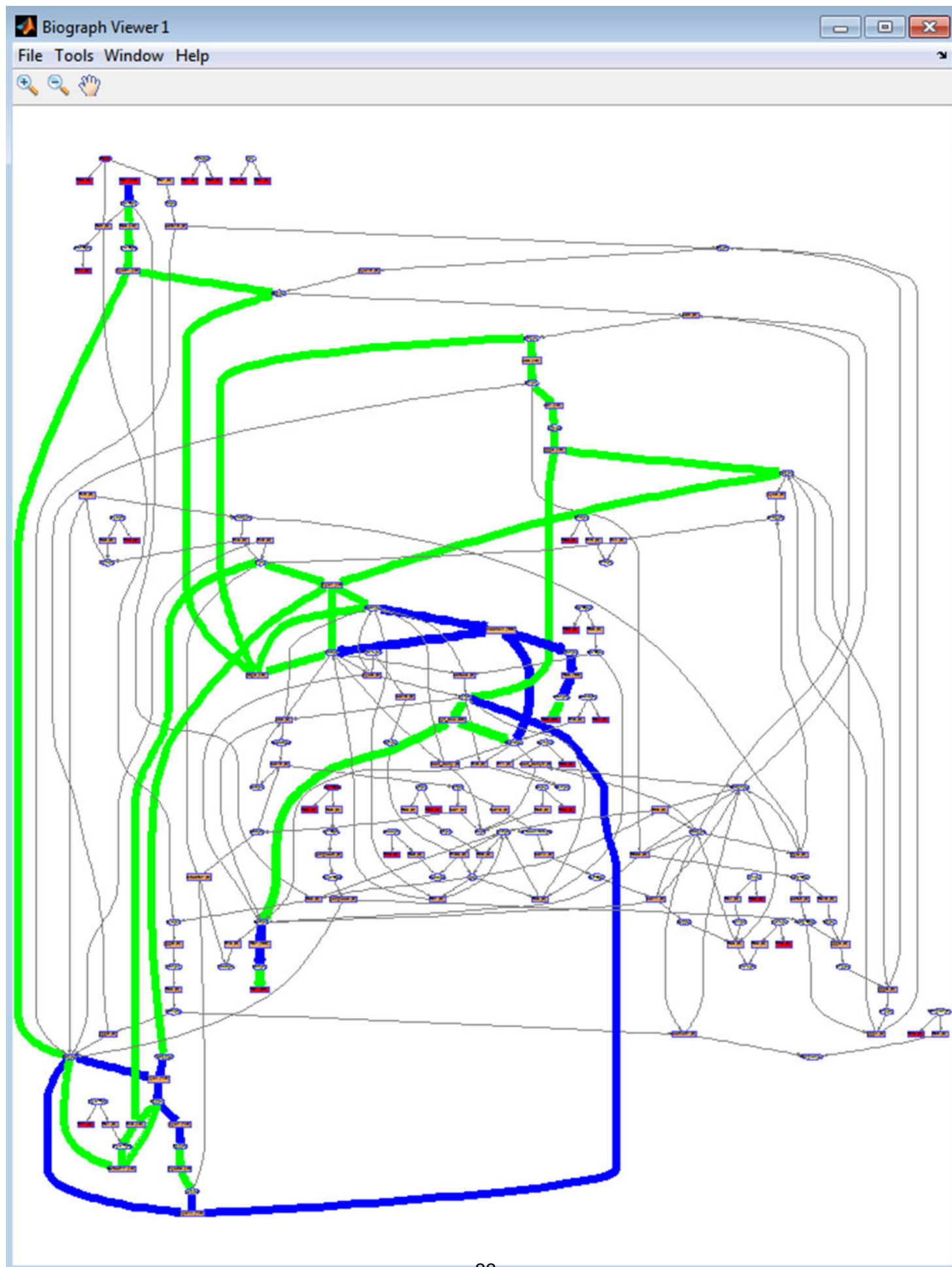
**Fig. 4.** An example of the map of the COBRA model. Full scope.



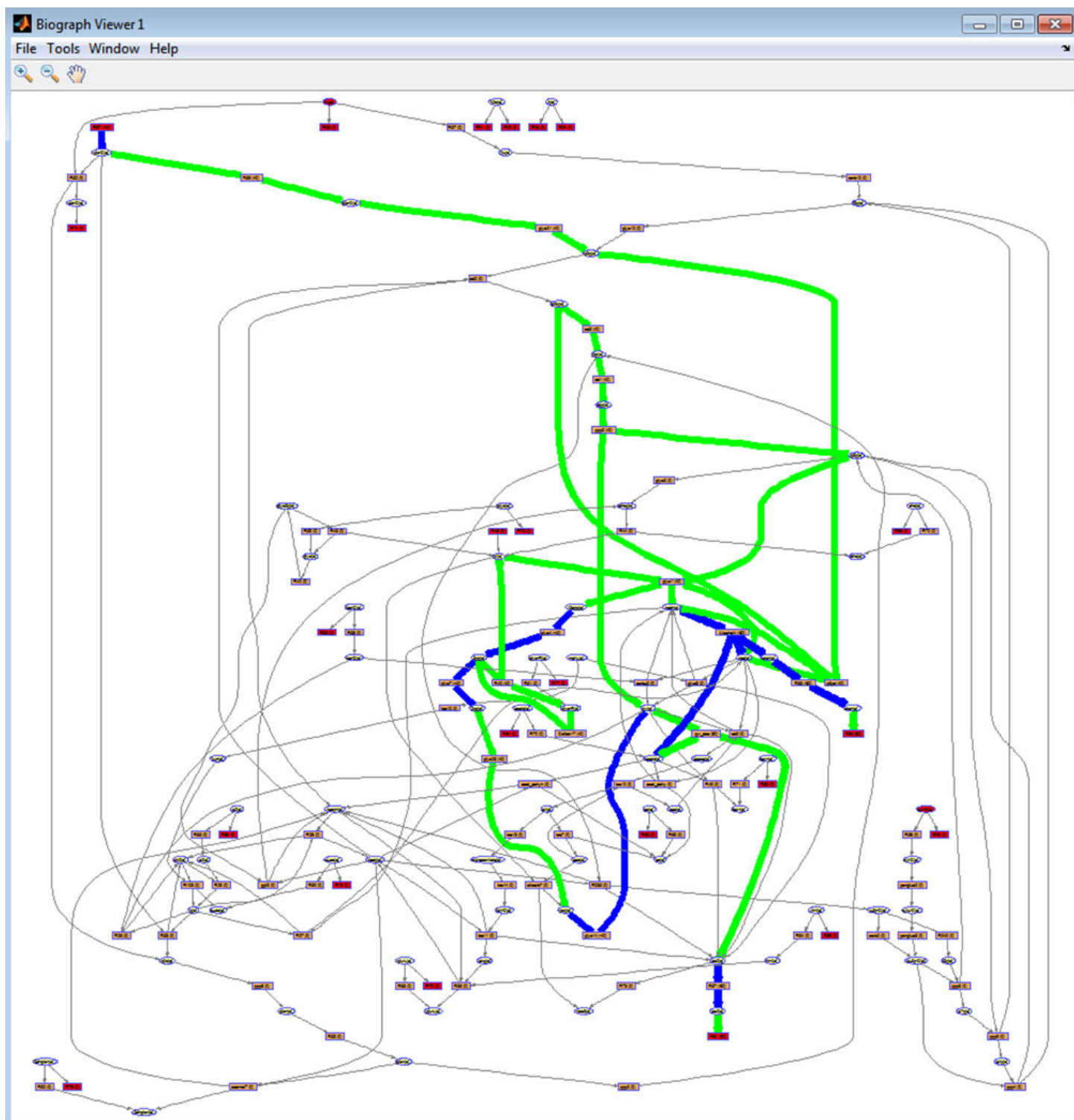
**Fig. 5.** An example of the map of the COBRA model. The metabolite  $h[c]$  is excluded from map which reduce the number of edges by 26.



**Fig. 6.** An example of the map of the COBRA model. The metabolites  $h[c]$ , and  $h2o[c]$  are excluded from map which reduce the number of edges by  $26+17=43$ .



**Fig. 7.** An example of the map of the COBRA model. The metabolites  $h[c]$ ,  $h_2o[c]$ , and  $atp[c]$  are excluded from map which reduce the number of edges by  $26+17+9=52$ .



**Fig. 8.** An example of the map of the COBRA model. The metabolites  $h[c]$ ,  $h_2o[c]$ ,  $atp[c]$ , and  $adp[c]$  are excluded from map which reduce the number of edges by  $26+17+9+9=61$ .



**Fig. 9.** An example of the map of the COBRA model. The metabolites  $h[c]$ ,  $h2o[c]$ ,  $atp[c]$ ,  $adp[c]$ , and  $nad[c]$  are excluded from map which reduce the number of edges by  $26+17+9+9+8=69$ .

#### iiiiiii. optional argument *flux*

It is a *double* type Nx1 size vector of fluxes of reactions where N is number of reactions (default is vector of x). This vector is calculated during the optimization of the objective function and can be accessed through the result of the optimization command.

```
FBAsolution.x
```

```
Warning: A value of class "com.mathworks.mde.cmdwin.XCmdWndView" was indexed with no subscripts
specified. Currently the result of this operation is the indexed value itself, but in a future
release, it will be an error.
Warning: A value of class "com.mathworks.mde.cmdwin.XCmdWndView" was indexed with no subscripts
specified. Currently the result of this operation is the indexed value itself, but in a future
release, it will be an error.
Warning: A value of class "com.mathworks.mde.cmdwin.XCmdWndView" was indexed with no subscripts
specified. Currently the result of this operation is the indexed value itself, but in a future
release, it will be an error.
Warning: A value of class "com.mathworks.mde.cmdwin.XCmdWndView" was indexed with no subscripts
specified. Currently the result of this operation is the indexed value itself, but in a future
release, it will be an error.
Warning: A value of class "com.mathworks.mde.cmdwin.XCmdWndView" was indexed with no subscripts
specified. Currently the result of this operation is the indexed value itself, but in a future
release, it will be an error.
Warning: A value of class "com.mathworks.mde.cmdwin.XCmdWndView" was indexed with no subscripts
specified. Currently the result of this operation is the indexed value itself, but in a future
release, it will be an error.
Warning: A value of class "com.mathworks.mde.cmdwin.XCmdWndView" was indexed with no subscripts
specified. Currently the result of this operation is the indexed value itself, but in a future
release, it will be an error.
Warning: A value of class "com.mathworks.mde.cmdwin.XCmdWndView" was indexed with no subscripts
specified. Currently the result of this operation is the indexed value itself, but in a future
release, it will be an error.
Warning: A value of class "com.mathworks.mde.cmdwin.XCmdWndView" was indexed with no subscripts
specified. Currently the result of this operation is the indexed value itself, but in a future
release, it will be an error.
Warning: A value of class "com.mathworks.mde.cmdwin.XCmdWndView" was indexed with no subscripts
specified. Currently the result of this operation is the indexed value itself, but in a future
release, it will be an error.
```

```
ans =
```


```
    0
    0
    0
 -1000
  1000
    0
   500
    0
    0
    0
    0
    :
```

#### **Output of the command *draw\_by\_rxn***

The command *draw\_by\_rxn* has two output vectors in the result: *involvedMets* and *deadEnds*.

### i. the vector *involvedMets*

It is a *cell* type vector that contains a list of the involved metabolites in the specified reactions (see Fig. 10).

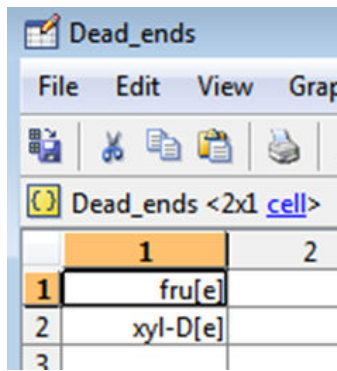


	1	2	3
1	f6p[c]		
2	g6p[c]		
3	atp[c]		
4	glc-D[c]		
5	adp[c]		
6	h[c]		
7	fru[c]		
8	nadp[c]		
9	gl6p[c]		
10	nadph[c]		
11	nad[c]		
12	nadh[c]		
13	h2o[c]		
14	pgl[c]		
15	dgp[c]		
16	co2[c]		
17	ru5p-D[c]		
18	xu5p-D[c]		
19	e4p[c]		
20	g3p[c]		
21	r5p[c]		
22	s7p[c]		
23	pyr[c]		
24	dhap[c]		
25	pi[c]		
26	13dpg[c]		
27	3pq[c]		

**Fig. 10.** An example of the list of the involved metabolites.

### ii. the vector *deadEnds*

It is also a *cell* type vector but it contains a list of the dead end metabolites in the specified reactions (see Fig. 11).

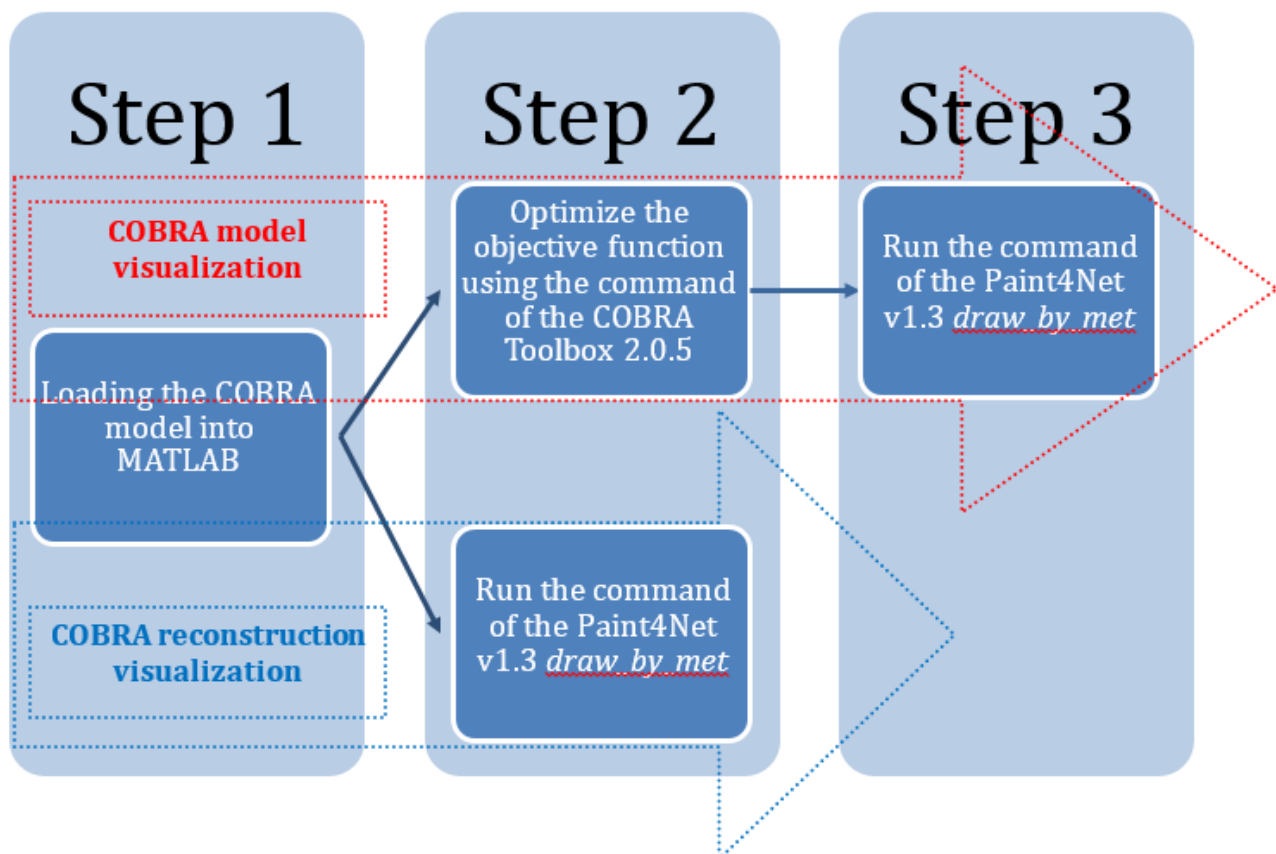


	1	2
1	fru[e]	
2	xyl-D[e]	
3		

**Fig. 11.** An example of the list of the dead end metabolites.

### ***Application of command `draw_by_met`***

**`draw_by_met`** can be used can be performed using **option A** in case COBRA model with optimization results have to be visualized or **option B** if the interconnections between metabolites in COBRA file have to be visualized (See Fig. 12).



**Fig. 12.** The scenarios of an application of the command `draw_by_met`.

### ***A. COBRA model visualization***

i. a COBRA model has to be loaded into MATLAB.

```
model = xls2model('test_model.xls')
```

Warning: A value of class "com.mathworks.mde.cmdwin.XCmdWndView" was indexed with no subscripts specified. Currently the result of this operation is the indexed value itself, but in a future release, it will be an error.

Warning: A value of class "com.mathworks.mde.cmdwin.XCmdWndView" was indexed with no subscripts specified. Currently the result of this operation is the indexed value itself, but in a future release, it will be an error.

```
glyc12    f6p[c]      ->    g6p[c]
glyc21    atp[c] + glc-D[c]      ->    g6p[c] + adp[c] + h[c]
carb12    atp[c] + fru[c]      <=>    f6p[c] + adp[c] + h[c]
ed2       g6p[c] + nadp[c]      <=>    h[c] + gl6p[c] + nadph[c]
g6pd      g6p[c] + nad[c]      <=>    h[c] + gl6p[c] + nadh[c]
ed3       gl6p[c] + h2o[c]      ->    h[c] + pgl[c]
ed1       pgl[c]      <=>    h2o[c] + dgp[c]
R035      nadp[c] + pgl[c]      ->    nadph[c] + co2[c] + ru5p-D[c]
ppp4      xu5p-D[c] + e4p[c]      <=>    f6p[c] + g3p[c]
ppp3      xu5p-D[c] + r5p[c]      <=>    g3p[c] + s7p[c]
carb2     ru5p-D[c]      <=>    xu5p-D[c]
R040      ru5p-D[c]      <=>    r5p[c]
ppp5      dgp[c]      <=>    g3p[c] + pyr[c]
glyc3     g3p[c]      <=>    dhap[c]
glyc1     nad[c] + g3p[c] + pi[c]      ->    h[c] + nadh[c] + 13dpg[c]
glyc4     atp[c] + 3pg[c]      <=>    adp[c] + 13dpg[c]
glyc7     2pg[c]      <=>    3pg[c]
glyc23    2pg[c]      <=>    h2o[c] + pep[c]
glyc14    atp[c] + pyr[c]      <=>    adp[c] + h[c] + pep[c]
pyr_dec   h[c] + pyr[c]      ->    co2[c] + acald[c]
ed5       nad[c] + pyr[c] + coa[c]      ->    nadh[c] + co2[c] + accoa[c]
Alcohol14 nad[c] + etoh[c]      <=>    h[c] + nadh[c] + acald[c]
acet_dehy nad[c] + h2o[c] + acald[c]      <=>    2 h[c] + nadh[c] + ac[c]
acet_dehyh nadp[c] + h2o[c] + acald[c]      <=>    2 h[c] + nadph[c] + ac[c]
carbx5    nad[c] + lac-D[c]      <=>    h[c] + nadh[c] + pyr[c]
R26       lac-D[c] + q[c]      ->    pyr[c] + qh2[c]
R27       h[c] + nadh[c] + q[c]      ->    nad[c] + qh2[c]
R28       h[c] + nadph[c] + q[c]      ->    nadp[c] + qh2[c]
R29       2 qh2[c] + o2[c]      ->    2 h2o[c] + 2 q[c]
R103      qh2[c] + fum[c]      <=>    q[c] + succ[c]
tca12     h2o[c] + accoa[c] + oaa[c]      <=>    h[c] + coa[c] + cit[c]
tca7      cit[c]      <=>    ac[c] + oaa[c]
tca13     cit[c]      <=>    h2o[c] + cis-aconitate[c]
tca14     h2o[c] + cis-aconitate[c]      <=>    icit-D[c]
tca11     nadp[c] + icit-D[c]      ->    nadph[c] + co2[c] + akg[c]
R35       h[c] + nadph[c] + akg[c] + nh4[c]      <=>    nadp[c] + h2o[c] + glu-L[c]
tca10     mal-L[c]      <=>    h2o[c] + fum[c]
glyc8     nad[c] + mal-L[c]      <=>    nadh[c] + co2[c] + pyr[c]
altcarb7  pi[c] + oaa[c]      <=>    pep[c] + hco3[c]
gpl3      nadp[c] + glyc3p[c]      <=>    h[c] + nadph[c] + dhap[c]
R40       h2o[c] + 3pg[c]      ->    pi[c] + glyc-R[c]
Cofact17  atp[c] + glyc-R[c]      <=>    adp[c] + h[c] + 3pg[c]
R42       atp[c] + glyc[c]      <=>    adp[c] + h[c] + glyc3p[c]
R43       h2o[c] + glyc3p[c]      <=>    pi[c] + glyc[c]
R44       h2o[c] + dhap[c]      <=>    pi[c] + dha[c]
pengluc2  xyl-D[c]      <=>    xyly-D[c]
pengluc3  atp[c] + xyly-D[c]      <=>    adp[c] + h[c] + xu5p-D[c]
ppp9      g3p[c] + s7p[c]      <=>    f6p[c] + e4p[c]
R48       atp[c] + h2o[c]      ->    adp[c] + h[c] + pi[c]
R49       h[c] + pyr[c] + acald[c]      ->    co2[c] + acin[c]
ppp8      h2o[c] + gl1c[c]      ->    h[c] + glcn[c]
secmet7   nadp[c] + glcn[c]      <=>    h[c] + nadph[c] + 2dhg1cn[c]
```

```

R52    glc-D[c] + fru[c]      ->    gllc[c] + sbt-D[c]
R53    glc-D[c] + q[c]       ->    qh2[c] + gllc[c]
ppp2   atp[c] + glcn[c]      <=>    adp[c] + h[c] + pgl[c]
R55    glcn[c]               <=>
R56    glc-D[c]              <=>
R57    fru[c]                ->
R58    xyl-D[c]              ->
R59    glyc[c]               ->
R60    succ[c]               ->
R61    glyc-R[c]             ->
R62    2dhgln[c]             ->
R63    glu-L[c]              ->
R64    nh4[c]                <=>
R65    o2[c]                 ->
R66    etoh[c]               ->
R67    co2[c]                <=>
R68    lac-D[c]              ->
R69    ac[c]                 ->
R70    acald[c]              ->
R71    acin[c]               ->
R72    dha[c]                ->
R73    h2o[c] + co2[c]       <=>    h[c] + hco3[c]
R74    sbt-D[c]              <=>
model =
    rxns: {75x1 cell}
    S: [60x75 double]
    lb: [75x1 double]
    ub: [75x1 double]
    c: [75x1 double]
    mets: {60x1 cell}
    b: [60x1 double]
    rules: {75x1 cell}
    genes: {0x1 cell}
    osense: -1
    csense: [60x1 char]
    rxnGeneMat: [75x0 double]
    rxnNames: {75x1 cell}
    subSystems: {75x1 cell}
    metNames: {60x1 cell}
    grRules: {75x1 cell}
    confidenceScores: [75x1 double]
    rxnECNumbers: {75x1 cell}
    rxnNotes: {75x1 cell}
    rxnReferences: {75x1 cell}
    comps: 'c'
    compNames: {'Cytosol or Cytosol, Extra-organism or Cytosol, Extra-organism, Periplasm'}
    metFormulas: {60x1 cell}
    metCharges: [60x1 double]
    metSmiles: {60x1 cell}
    metKEGGID: {60x1 cell}
    metInChIString: {60x1 cell}
    metPubChemID: {60x1 cell}
    metChEBIID: {60x1 cell}
    description: 'test_model.xls'

```

ii. optimization of the objective function by using the COBRA toolbox command *optimizeCbModel*, where the argument *model* corresponds to the COBRA model in the MATLAB workspace.

```
FBAsolution = optimizeCbModel(model)
```

Warning: A value of class "com.mathworks.mde.cmdwin.XCmdWndView" was indexed with no subscripts specified. Currently the result of this operation is the indexed value itself, but in a future release, it will be an error.

Warning: A value of class "com.mathworks.mde.cmdwin.XCmdWndView" was indexed with no subscripts specified. Currently the result of this operation is the indexed value itself, but in a future release, it will be an error.

```
FBAsolution =
    full: [75x1 double]
    obj: 0
    rcost: [75x1 double]
    dual: [60x1 double]
    solver: 'glpk'
    algorithm: 'default'
    stat: 1
    origStat: 5
    time: 0.0070
    basis: []
    x: [75x1 double]
    f: 0
    y: [60x1 double]
    w: [75x1 double]
    v: [75x1 double]
```

This step ensures that a vector of the steady state fluxes *x* will be available for the command *draw\_by\_met*.

FBAsolution.x

Warning: A value of class "com.mathworks.mde.cmdwin.XCmdWndView" was indexed with no subscripts specified. Currently the result of this operation is the indexed value itself, but in a future release, it will be an error.

Warning: A value of class "com.mathworks.mde.cmdwin.XCmdWndView" was indexed with no subscripts specified. Currently the result of this operation is the indexed value itself, but in a future release, it will be an error.

```
ans =
```

```

    0
    0
    0
 -1000
  1000
    0
   500
    0
    0
    0
    :
    :
```

iii. execution of the command `[directionRxns, involvedMets, deadEnds] = draw_by_met(model, metAbbr, drawMap, radius, direction, excludeMets, flux)`.

```
[directionRxns, involvedMets, deadEnds] = draw_by_met(model, {'etoh[c]'}, 'true', 2, 's
```

Warning: A value of class "com.mathworks.mde.cmdwin.XCmdWndView" was indexed with no subscripts specified. Currently the result of this operation is the indexed value itself, but in a future release, it will be an error.

Warning: A value of class "com.mathworks.mde.cmdwin.XCmdWndView" was indexed with no subscripts specified. Currently the result of this operation is the indexed value itself, but in a future release, it will be an error.

```
Start_time =
2017_7_14_12_59_7.437
Starting parallel pool (parpool) using the 'local' profile ... Biograph object with 76 nodes and 145 edges
End_time =
2017_7_14_12_59_10.493
Total_time =
0_0_0_0_3.056
```

```

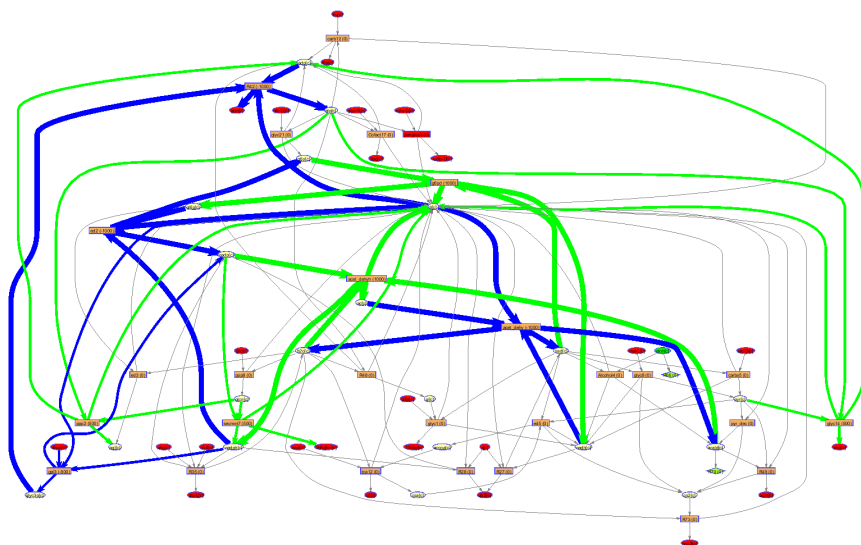
directionRxns =
  'Alcohol4'
  'R66'
  'glyc21'
  'carb12'
  'ed2'
  'g6pd'
  'ed3'
  'glyc1'
  'glyc14'
  'pyr_dec'
  'ed5'
  'acet_dehy'
  'acet_dehyh'
  'carbx5'
  'R27'
  'R28'
  'tca12'
  'R35'
  'glyc8'
  'gpl3'
  'Cofact17'
  'R42'
  'pengluc3'
  'R48'
  'R49'
  'ppp8'
  'secmet7'
  'ppp2'
  'R70'
  'R73'
involvedMets =
  'f6p[c]'
  'g6p[c]'
  'atp[c]'
  'glc-D[c]'
  'adp[c]'
  'h[c]'
  'fru[c]'
  'nadp[c]'
  'gl6p[c]'
  'nadph[c]'
  'nad[c]'
  'nadh[c]'
  'h2o[c]'
  'pgl[c]'
  'co2[c]'
  'xu5p-D[c]'
  'g3p[c]'
  'pyr[c]'
  'dhap[c]'
  'pi[c]'
  '13dpg[c]'
  '3pg[c]'
  'pep[c]'
  'acald[c]'
  'coa[c]'
  'accoa[c]'
  'etoh[c]'
  'ac[c]'
  'lac-D[c]'
  'q[c]'
  'qh2[c]'
  'oaa[c]'

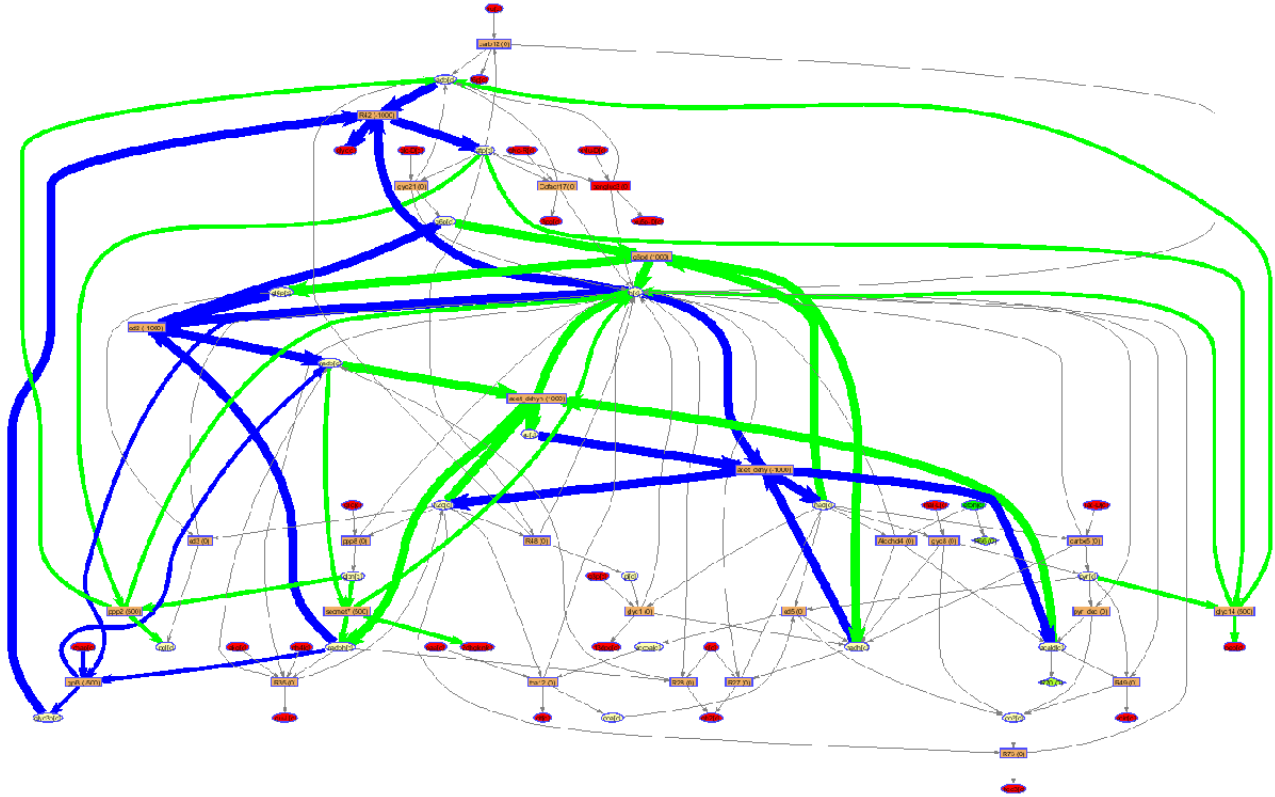
```

```

'cit[c]'
'akg[c]'
'nh4[c]'
'glu-L[c]'
'mal-L[c]'
'hco3[c]'
'glyc3p[c]'
'glyc-R[c]'
'glyc[c]'
'xylu-D[c]'
'acin[c]'
'gllc[c]'
'gln[c]'
'2dhgln[c]'
deadEnds =
'f6p[c]'
'glc-D[c]'
'fru[c]'
'xu5p-D[c]'
'g3p[c]'
'dhap[c]'
'13dpg[c]'
'3pg[c]'
'pep[c]'
'lac-D[c]'
'q[c]'
'qh2[c]'
'oaa[c]'
'cit[c]'
'akg[c]'
'nh4[c]'
'glu-L[c]'
'mal-L[c]'
'hco3[c]'
'glyc-R[c]'
'glyc[c]'
'xylu-D[c]'
'acin[c]'
'gllc[c]'
'2dhgln[c]'

```





## B. COBRA reconstruction visualization

i. a COBRA model has to be loaded into MATLAB.

```
model = xls2model('test_model.xls')
```

Warning: A value of class "com.mathworks.mde.cmdwin.XCmdWndView" was indexed with no subscripts specified. Currently the result of this operation is the indexed value itself, but in a future release, it will be an error.

Warning: A value of class "com.mathworks.mde.cmdwin.XCmdWndView" was indexed with no subscripts specified. Currently the result of this operation is the indexed value itself, but in a future release, it will be an error.

Warning: A value of class "com.mathworks.mde.cmdwin.XCmdWndView" was indexed with no subscripts specified. Currently the result of this operation is the indexed value itself, but in a future release, it will be an error.

Warning: A value of class "com.mathworks.mde.cmdwin.XCmdWndView" was indexed with no subscripts specified. Currently the result of this operation is the indexed value itself, but in a future release, it will be an error.

Warning: A value of class "com.mathworks.mde.cmdwin.XCmdWndView" was indexed with no subscripts specified. Currently the result of this operation is the indexed value itself, but in a future release, it will be an error.

Warning: A value of class "com.mathworks.mde.cmdwin.XCmdWndView" was indexed with no subscripts specified. Currently the result of this operation is the indexed value itself, but in a future release, it will be an error.

Warning: A value of class "com.mathworks.mde.cmdwin.XCmdWndView" was indexed with no subscripts specified. Currently the result of this operation is the indexed value itself, but in a future release, it will be an error.

Warning: A value of class "com.mathworks.mde.cmdwin.XCmdWndView" was indexed with no subscripts specified. Currently the result of this operation is the indexed value itself, but in a future release, it will be an error.

Warning: A value of class "com.mathworks.mde.cmdwin.XCmdWndView" was indexed with no subscripts specified. Currently the result of this operation is the indexed value itself, but in a future release, it will be an error.

Warning: A value of class "com.mathworks.mde.cmdwin.XCmdWndView" was indexed with no subscripts specified. Currently the result of this operation is the indexed value itself, but in a future release, it will be an error.

Warning: A value of class "com.mathworks.mde.cmdwin.XCmdWndView" was indexed with no subscripts specified. Currently the result of this operation is the indexed value itself, but in a future release, it will be an error.

Warning: A value of class "com.mathworks.mde.cmdwin.XCmdWndView" was indexed with no subscripts specified. Currently the result of this operation is the indexed value itself, but in a future release, it will be an error.

```
glyc12    f6p[c]      ->    g6p[c]
glyc21    atp[c] + glc-D[c]  ->    g6p[c] + adp[c] + h[c]
carb12    atp[c] + fru[c]    <=>    f6p[c] + adp[c] + h[c]
ed2       g6p[c] + nadp[c]    <=>    h[c] + gl6p[c] + nadph[c]
g6pd      g6p[c] + nad[c]     <=>    h[c] + gl6p[c] + nadh[c]
ed3       gl6p[c] + h2o[c]    ->    h[c] + pgl[c]
ed1       pgl[c]      <=>    h2o[c] + dgp[c]
R035      nadp[c] + pgl[c]    ->    nadph[c] + co2[c] + ru5p-D[c]
ppp4      xu5p-D[c] + e4p[c]   <=>    f6p[c] + g3p[c]
ppp3      xu5p-D[c] + r5p[c]   <=>    g3p[c] + s7p[c]
carb2     ru5p-D[c]      <=>    xu5p-D[c]
R040      ru5p-D[c]      <=>    r5p[c]
ppp5      dgp[c]      <=>    g3p[c] + pyr[c]
glyc3     g3p[c]      <=>    dhap[c]
glyc1     nad[c] + g3p[c] + pi[c] ->    h[c] + nadh[c] + 13dpg[c]
glyc4     atp[c] + 3pg[c]     <=>    adp[c] + 13dpg[c]
glyc7     2pg[c]      <=>    3pg[c]
glyc23    2pg[c]      <=>    h2o[c] + pep[c]
glyc14    atp[c] + pyr[c]    <=>    adp[c] + h[c] + pep[c]
pyr_dec   h[c] + pyr[c]     ->    co2[c] + acald[c]
ed5       nad[c] + pyr[c] + coa[c] ->    nadh[c] + co2[c] + accoa[c]
Alcohol14 nad[c] + etoh[c]    <=>    h[c] + nadh[c] + acald[c]
acet_dehy nad[c] + h2o[c] + acald[c] <=>    2 h[c] + nadh[c] + ac[c]
acet_dehyh nadp[c] + h2o[c] + acald[c] <=>    2 h[c] + nadph[c] + ac[c]
carbx5    nad[c] + lac-D[c]   <=>    h[c] + nadh[c] + pyr[c]
R26       lac-D[c] + q[c]     ->    pyr[c] + qh2[c]
R27       h[c] + nadh[c] + q[c] ->    nad[c] + qh2[c]
R28       h[c] + nadph[c] + q[c] ->    nadp[c] + qh2[c]
R29       2 qh2[c] + o2[c]    ->    2 h2o[c] + 2 q[c]
R103      qh2[c] + fum[c]     <=>    q[c] + succ[c]
tca12     h2o[c] + accoa[c] + oaa[c] <=>    h[c] + coa[c] + cit[c]
tca7      cit[c]      <=>    ac[c] + oaa[c]
tca13     cit[c]      <=>    h2o[c] + cis-aconitate[c]
tca14     h2o[c] + cis-aconitate[c] <=>    icit-D[c]
tca11     nadp[c] + icit-D[c] ->    nadph[c] + co2[c] + akg[c]
R35       h[c] + nadph[c] + akg[c] + nh4[c] <=>    nadp[c] + h2o[c] + glu-L[c]
tca10     mal-L[c]      <=>    h2o[c] + fum[c]
glyc8     nad[c] + mal-L[c]   <=>    nadh[c] + co2[c] + pyr[c]
altcarb7  pi[c] + oaa[c]     <=>    pep[c] + hco3[c]
gpl3      nadp[c] + glyc3p[c] <=>    h[c] + nadph[c] + dhap[c]
R40       h2o[c] + 3pg[c]    ->    pi[c] + glyc-R[c]
Cofact17  atp[c] + glyc-R[c] <=>    adp[c] + h[c] + 3pg[c]
R42       atp[c] + glyc[c]   <=>    adp[c] + h[c] + glyc3p[c]
R43       h2o[c] + glyc3p[c] <=>    pi[c] + glyc[c]
R44       h2o[c] + dhap[c]   <=>    pi[c] + dha[c]
pengluc2  xyl-D[c]      <=>    xylu-D[c]
pengluc3  atp[c] + xylu-D[c] <=>    adp[c] + h[c] + xu5p-D[c]
ppp9      g3p[c] + s7p[c]   <=>    f6p[c] + e4p[c]
R48       atp[c] + h2o[c]    ->    adp[c] + h[c] + pi[c]
R49       h[c] + pyr[c] + acald[c] ->    co2[c] + acin[c]
ppp8      h2o[c] + gllc[c]   ->    h[c] + glcn[c]
secmet7   nadp[c] + glcn[c] <=>    h[c] + nadph[c] + 2dhgln[c]
R52       glc-D[c] + fru[c]   ->    gllc[c] + sbt-D[c]
R53       glc-D[c] + q[c]     ->    qh2[c] + gllc[c]
ppp2      atp[c] + glcn[c]   <=>    adp[c] + h[c] + pgl[c]
```

```

R55    glcn[c]      <=>
R56    glc-D[c]     <=>
R57    fru[c]       ->
R58    xyl-D[c]     ->
R59    glyc[c]      ->
R60    succ[c]      ->
R61    glyc-R[c]    ->
R62    2dhgln[c]    ->
R63    glu-L[c]     ->
R64    nh4[c]       <=>
R65    o2[c]        ->
R66    etoh[c]      ->
R67    co2[c]       <=>
R68    lac-D[c]     ->
R69    ac[c]        ->
R70    acald[c]     ->
R71    acin[c]      ->
R72    dha[c]       ->
R73    h2o[c] + co2[c] <=> h[c] + hco3[c]
R74    sbt-D[c]     <=>
model =
    rxns: {75x1 cell}
    S: [60x75 double]
    lb: [75x1 double]
    ub: [75x1 double]
    c: [75x1 double]
    mets: {60x1 cell}
    b: [60x1 double]
    rules: {75x1 cell}
    genes: {0x1 cell}
    osense: -1
    csense: [60x1 char]
    rxnGeneMat: [75x0 double]
    rxnNames: {75x1 cell}
    subSystems: {75x1 cell}
    metNames: {60x1 cell}
    grRules: {75x1 cell}
    confidenceScores: [75x1 double]
    rxnECNumbers: {75x1 cell}
    rxnNotes: {75x1 cell}
    rxnReferences: {75x1 cell}
    comps: 'c'
    compNames: {'Cytosol or Cytosol, Extra-organism or Cytosol, Extra-organism, Periplasm'}
    metFormulas: {60x1 cell}
    metCharges: [60x1 double]
    metSmiles: {60x1 cell}
    metKEGGID: {60x1 cell}
    metInChIString: {60x1 cell}
    metPubChemID: {60x1 cell}
    metChEBIID: {60x1 cell}
    description: 'test_model.xls'

```

ii. execution of the command `[directionRxns, involvedMets, deadEnds] = draw_by_met(model, metAbbr, drawMap, radius, direction, excludeMets, flux)`

```
[directionRxns, involvedMets, deadEnds] = draw_by_met(model, {'etoh[c]'}, 'true', 2)
```

Warning: A value of class "com.mathworks.mde.cmdwin.XCmdWndView" was indexed with no subscripts specified. Currently the result of this operation is the indexed value itself, but in a future release, it will be an error.

Warning: A value of class "com.mathworks.mde.cmdwin.XCmdWndView" was indexed with no subscripts specified. Currently the result of this operation is the indexed value itself, but in a future release, it will be an error.

```

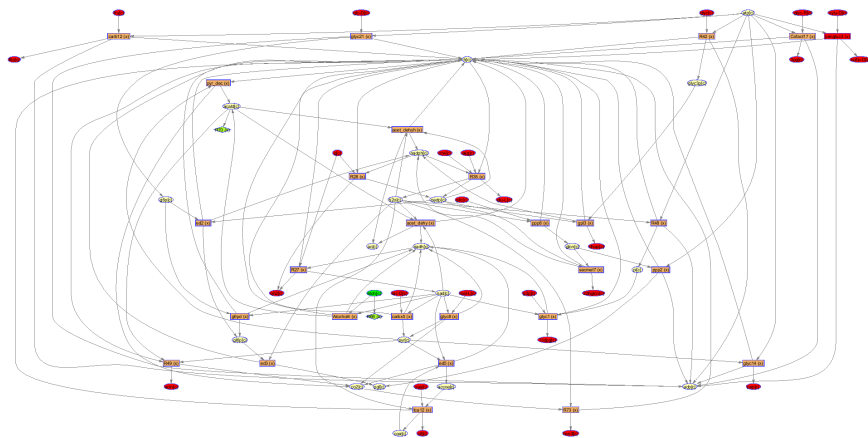
Start_time =
2017_7_14_12_59_12.854
Starting parallel pool (parpool) using the 'local' profile ... Biograph object with 76 nodes and 145 edges
End_time =
2017_7_14_12_59_15.857
Total_time =
0_0_0_0_0_3.003
directionRxns =
    'Alcohol4'
    'R66'
    'glyc21'
    'carb12'
    'ed2'
    'g6pd'
    'ed3'
    'glyc1'
    'glyc14'
    'pyr_dec'
    'ed5'
    'acet_dehy'
    'acet_dehyh'
    'carbx5'
    'R27'
    'R28'
    'tca12'
    'R35'
    'glyc8'
    'gpl3'
    'Cofact17'
    'R42'
    'pengluc3'
    'R48'
    'R49'
    'ppp8'
    'secmet7'
    'ppp2'
    'R70'
    'R73'
involvedMets =
    'f6p[c]'
    'g6p[c]'
    'atp[c]'
    'glc-D[c]'
    'adp[c]'
    'h[c]'
    'fru[c]'
    'nadp[c]'
    'gl6p[c]'
    'nadph[c]'
    'nad[c]'
    'nadh[c]'
    'h2o[c]'
    'pgl[c]'
    'co2[c]'
    'xu5p-D[c]'
    'g3p[c]'
    'pyr[c]'
    'dhap[c]'
    'pi[c]'
    '13dpg[c]'
    '3pg[c]'
    'pep[c]'
    'acald[c]'
    'coa[c]'

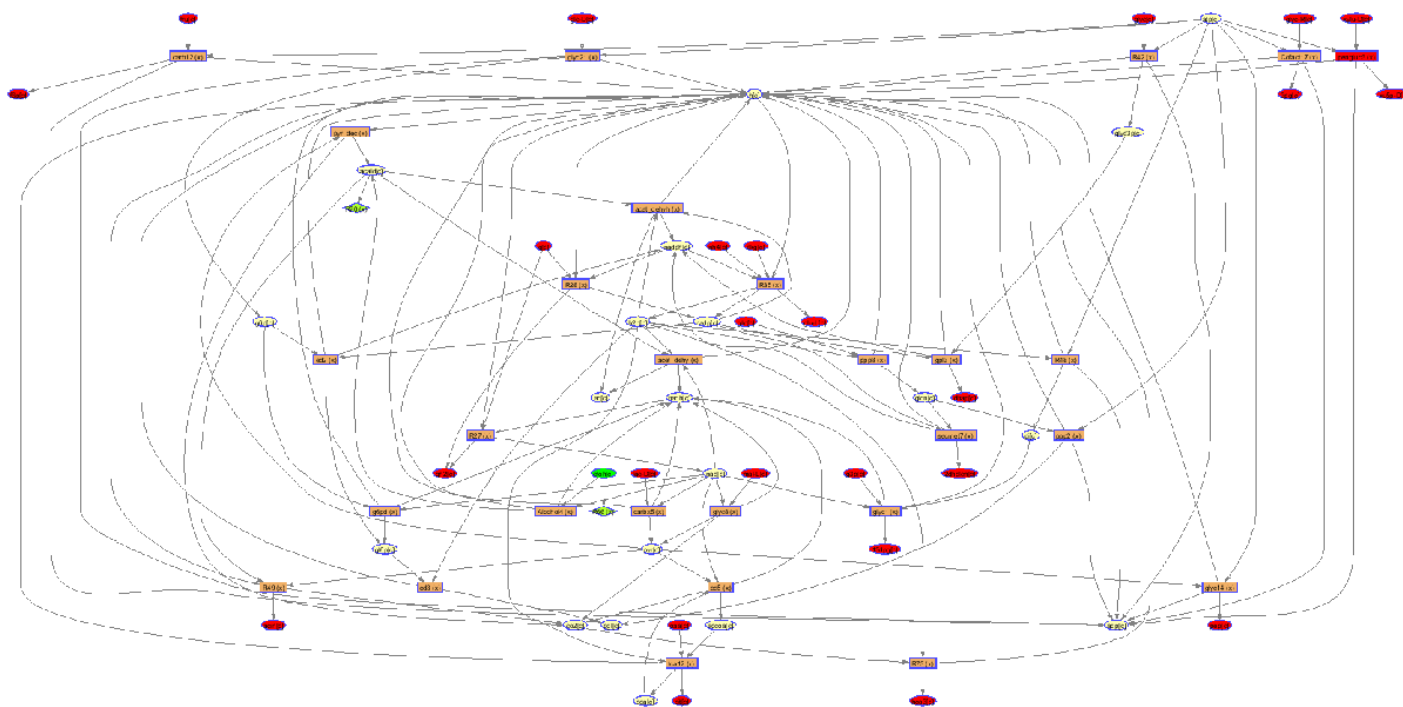
```

```

'accoa[c]'
'etoh[c]'
'ac[c]'
'lac-D[c]'
'q[c]'
'qh2[c]'
'oaa[c]'
'cit[c]'
'akg[c]'
'nh4[c]'
'glu-L[c]'
'mal-L[c]'
'hco3[c]'
'glyc3p[c]'
'glyc-R[c]'
'glyc[c]'
'xylu-D[c]'
'acin[c]'
'gllc[c]'
'gln[c]'
'2dhgln[c]'
deadEnds =
'f6p[c]'
'glc-D[c]'
'fru[c]'
'xu5p-D[c]'
'g3p[c]'
'dhap[c]'
'13dpg[c]'
'3pg[c]'
'pep[c]'
'lac-D[c]'
'q[c]'
'qh2[c]'
'oaa[c]'
'cit[c]'
'akg[c]'
'nh4[c]'
'glu-L[c]'
'mal-L[c]'
'hco3[c]'
'glyc-R[c]'
'glyc[c]'
'xylu-D[c]'
'acin[c]'
'gllc[c]'
'2dhgln[c]'

```





In this case in the brackets in the rectangles are shown characters indicating that fluxes at steady state were not calculated. This approach is useful in case of reconstruction visualization where fluxes are not calculated.

## Input arguments of the command *draw\_by\_met*

The command *draw\_by\_met* has several input arguments – *model*, *metAbbr*, *drawMap*, *radius*, *direction*, *excludeMets*, and *flux*. The last 5 are optional, it means that the algorithm of the command *draw\_by\_met* uses default values of those arguments, so user can ignore them if additional functionality is not necessary.

### i. argument *model*

This argument stands for a COBRA model in the MATLAB workspace.

### ii. argument *metAbbr*

It is a *cell* type variable that can take a value that represents the abbreviation of a metabolite in a COBRA model. This argument is the start point for the algorithm of the command *draw\_by\_met* for visualization.

```
[directionRxns, involvedMets, deadEnds] = draw_by_met(model, {'etoh[c]'})
```

Warning: A value of class "com.mathworks.mde.cmdwin.XCmdWndView" was indexed with no subscripts specified. Currently the result of this operation is the indexed value itself, but in a future release, it will be an error.

Warning: A value of class "com.mathworks.mde.cmdwin.XCmdWndView" was indexed with no subscripts specified. Currently the result of this operation is the indexed value itself, but in a future release, it will be an error.

Warning: A value of class "com.mathworks.mde.cmdwin.XCmdWndView" was indexed with no subscripts specified. Currently the result of this operation is the indexed value itself, but in a future release, it will be an error.

Warning: A value of class "com.mathworks.mde.cmdwin.XCmdWndView" was indexed with no subscripts specified. Currently the result of this operation is the indexed value itself, but in a future release, it will be an error.

```

Warning: A value of class "com.mathworks.mde.cmdwin.XCmdWndView" was indexed with no subscripts
specified. Currently the result of this operation is the indexed value itself, but in a future
release, it will be an error.
Warning: A value of class "com.mathworks.mde.cmdwin.XCmdWndView" was indexed with no subscripts
specified. Currently the result of this operation is the indexed value itself, but in a future
release, it will be an error.
Warning: A value of class "com.mathworks.mde.cmdwin.XCmdWndView" was indexed with no subscripts
specified. Currently the result of this operation is the indexed value itself, but in a future
release, it will be an error.
Warning: A value of class "com.mathworks.mde.cmdwin.XCmdWndView" was indexed with no subscripts
specified. Currently the result of this operation is the indexed value itself, but in a future
release, it will be an error.
Warning: A value of class "com.mathworks.mde.cmdwin.XCmdWndView" was indexed with no subscripts
specified. Currently the result of this operation is the indexed value itself, but in a future
release, it will be an error.
Warning: A value of class "com.mathworks.mde.cmdwin.XCmdWndView" was indexed with no subscripts
specified. Currently the result of this operation is the indexed value itself, but in a future
release, it will be an error.
Warning: A value of class "com.mathworks.mde.cmdwin.XCmdWndView" was indexed with no subscripts
specified. Currently the result of this operation is the indexed value itself, but in a future
release, it will be an error.
Warning: A value of class "com.mathworks.mde.cmdwin.XCmdWndView" was indexed with no subscripts
specified. Currently the result of this operation is the indexed value itself, but in a future
release, it will be an error.
Start_time =
2017_7_14_12_59_16.089
Starting parallel pool (parpool) using the 'local' profile ...
End_time =
2017_7_14_12_59_16.332
Total_time =
0_0_0_0_0.243
directionRxns =
    'Alcohol4'
    'R66'
involvedMets =
    'h[c]'
    'nad[c]'
    'nadh[c]'
    'acald[c]'
    'etoh[c]'
deadEnds =
    'h[c]'
    'nad[c]'
    'nadh[c]'
    'acald[c]'

```

### iii. optional argument *drawMap*

It is a *logical* type variable that can take value of *'true'* or *'false'* (default is *'false'*) indicating whether to visualize the COBRA model or not. The main idea of this argument is to ensure possibility to save time by not visualizing a large COBRA model and get a result faster.

```
[directionRxns, involvedMets, deadEnds] = draw_by_met(model, {'etoh[c]'}, 'true');
```

```

Warning: A value of class "com.mathworks.mde.cmdwin.XCmdWndView" was indexed with no subscripts
specified. Currently the result of this operation is the indexed value itself, but in a future
release, it will be an error.
Warning: A value of class "com.mathworks.mde.cmdwin.XCmdWndView" was indexed with no subscripts
specified. Currently the result of this operation is the indexed value itself, but in a future
release, it will be an error.

```

Warning: A value of class "com.mathworks.mde.cmdwin.XCmdWndView" was indexed with no subscripts specified. Currently the result of this operation is the indexed value itself, but in a future release, it will be an error.

Warning: A value of class "com.mathworks.mde.cmdwin.XCmdWndView" was indexed with no subscripts specified. Currently the result of this operation is the indexed value itself, but in a future release, it will be an error.

Warning: A value of class "com.mathworks.mde.cmdwin.XCmdWndView" was indexed with no subscripts specified. Currently the result of this operation is the indexed value itself, but in a future release, it will be an error.

Warning: A value of class "com.mathworks.mde.cmdwin.XCmdWndView" was indexed with no subscripts specified. Currently the result of this operation is the indexed value itself, but in a future release, it will be an error.

Warning: A value of class "com.mathworks.mde.cmdwin.XCmdWndView" was indexed with no subscripts specified. Currently the result of this operation is the indexed value itself, but in a future release, it will be an error.

Warning: A value of class "com.mathworks.mde.cmdwin.XCmdWndView" was indexed with no subscripts specified. Currently the result of this operation is the indexed value itself, but in a future release, it will be an error.

Warning: A value of class "com.mathworks.mde.cmdwin.XCmdWndView" was indexed with no subscripts specified. Currently the result of this operation is the indexed value itself, but in a future release, it will be an error.

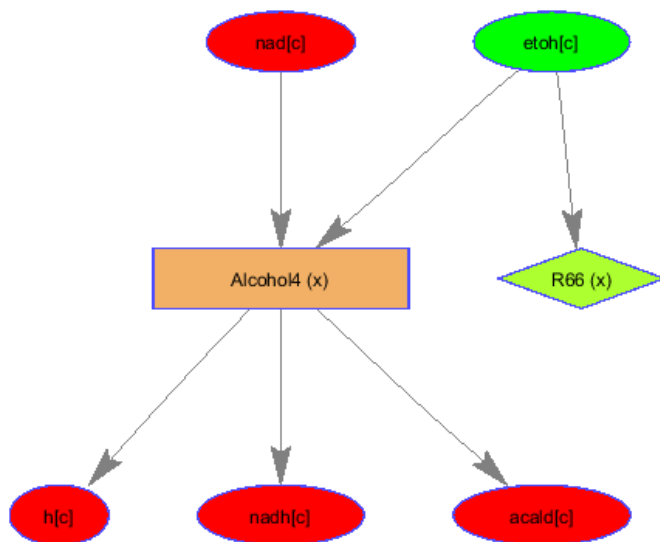
Warning: A value of class "com.mathworks.mde.cmdwin.XCmdWndView" was indexed with no subscripts specified. Currently the result of this operation is the indexed value itself, but in a future release, it will be an error.

Warning: A value of class "com.mathworks.mde.cmdwin.XCmdWndView" was indexed with no subscripts specified. Currently the result of this operation is the indexed value itself, but in a future release, it will be an error.

Warning: A value of class "com.mathworks.mde.cmdwin.XCmdWndView" was indexed with no subscripts specified. Currently the result of this operation is the indexed value itself, but in a future release, it will be an error.

Warning: A value of class "com.mathworks.mde.cmdwin.XCmdWndView" was indexed with no subscripts specified. Currently the result of this operation is the indexed value itself, but in a future release, it will be an error.

Start\_time =  
2017\_7\_14\_12\_59\_16.37  
Starting parallel pool (parpool) using the 'local' profile ... Biograph object with 7 nodes and 6 edges.  
End\_time =  
2017\_7\_14\_12\_59\_17.023  
Total\_time =  
0\_0\_0\_0\_0.653



### iiii. optional argument *radius*

It is a *double* type variable that can take a value of natural numbers (1,2,3...n).

```
[directionRxns, involvedMets, deadEnds] = draw_by_met(model, {'etoh[c]'}, 'true', 1)
```

Warning: A value of class "com.mathworks.mde.cmdwin.XCmdWndView" was indexed with no subscripts specified. Currently the result of this operation is the indexed value itself, but in a future release, it will be an error.

Warning: A value of class "com.mathworks.mde.cmdwin.XCmdWndView" was indexed with no subscripts specified. Currently the result of this operation is the indexed value itself, but in a future release, it will be an error.

Warning: A value of class "com.mathworks.mde.cmdwin.XCmdWndView" was indexed with no subscripts specified. Currently the result of this operation is the indexed value itself, but in a future release, it will be an error.

Warning: A value of class "com.mathworks.mde.cmdwin.XCmdWndView" was indexed with no subscripts specified. Currently the result of this operation is the indexed value itself, but in a future release, it will be an error.

Warning: A value of class "com.mathworks.mde.cmdwin.XCmdWndView" was indexed with no subscripts specified. Currently the result of this operation is the indexed value itself, but in a future release, it will be an error.

Warning: A value of class "com.mathworks.mde.cmdwin.XCmdWndView" was indexed with no subscripts specified. Currently the result of this operation is the indexed value itself, but in a future release, it will be an error.

Start\_time =

2017\_7\_14\_12\_59\_17.088

Starting parallel pool (parpool) using the 'local' profile ... Biograph object with 7 nodes and 6 edges.

End\_time =

2017\_7\_14\_12\_59\_17.748

Total\_time =

0\_0\_0\_0\_0.66

directionRxns =

'Alcohol4'

'R66'

involvedMets =

'h[c]'

'nad[c]'

'nadh[c]'

'acald[c]'

'etoh[c]'

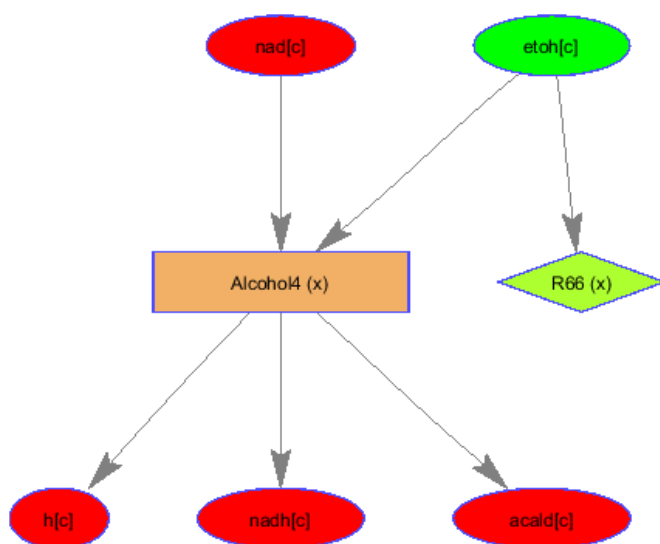
deadEnds =

'h[c]'

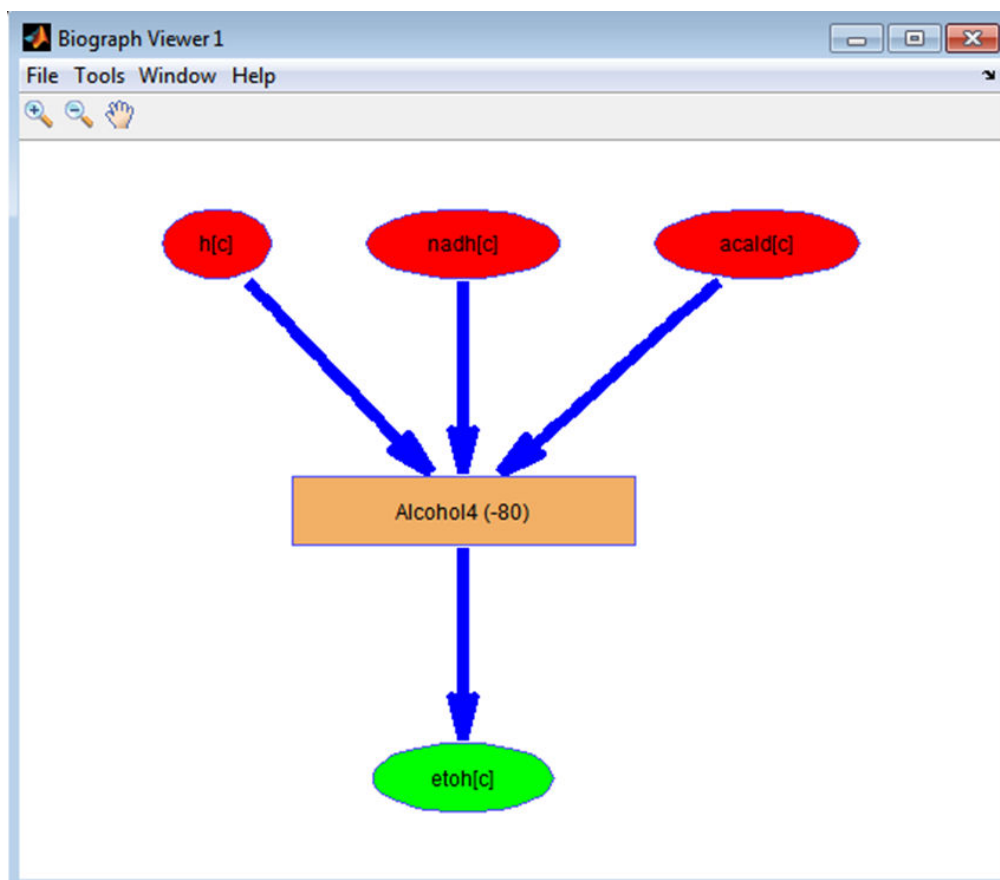
'nad[c]'

'nadh[c]'

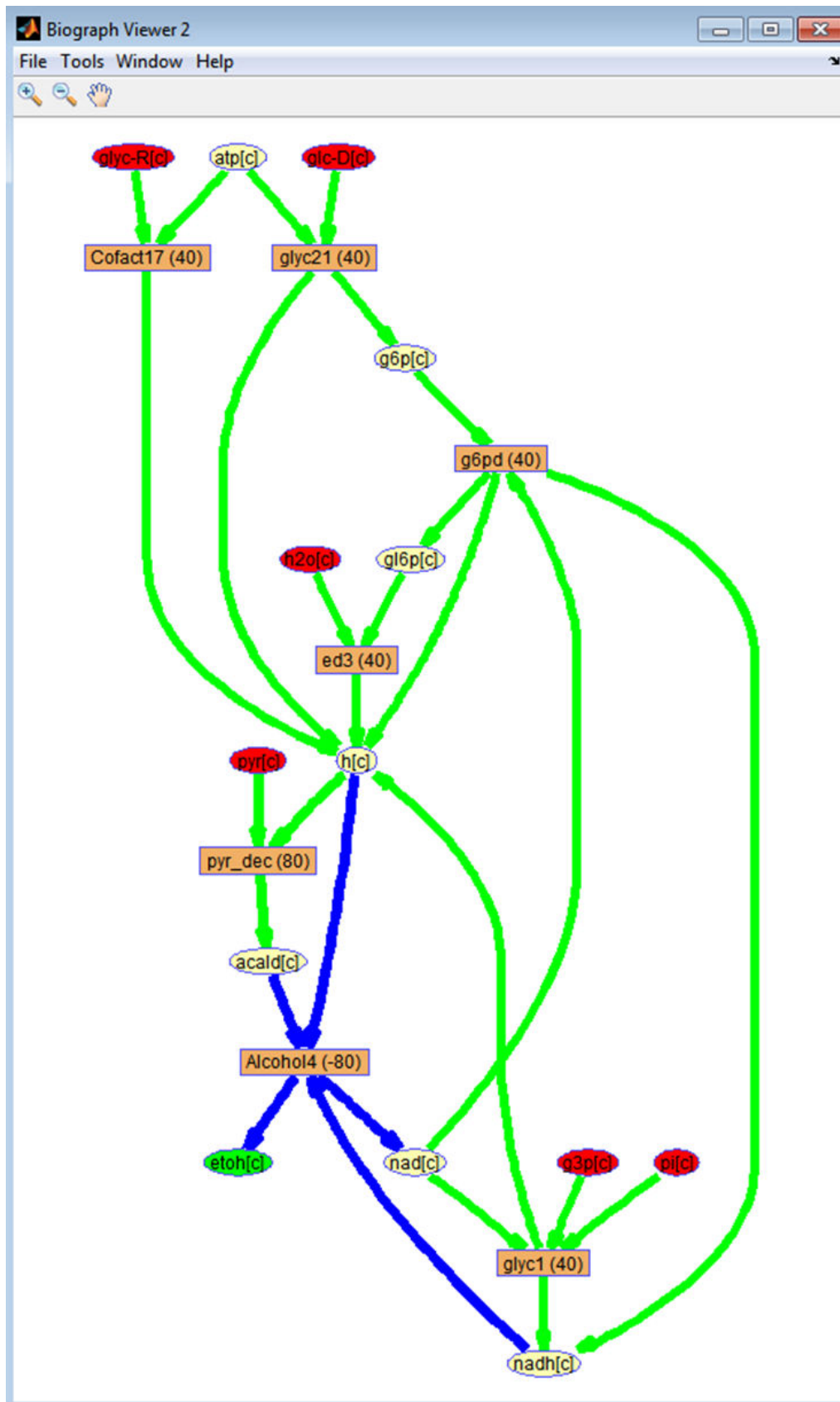
'acald[c]'



The argument *radius* indicates the depth of an analysis of the initial metabolite (the argument *metAbbr*) and it is tightly connected to the optional argument *direction*. For example, if user is interested in the substrates of *ethanol*, the user can analyse substrates step by step starting from the first reactions where the argument *radius* is equal to 1 and moving to the next reactions by increasing the value of the argument *radius* (see Fig. 13 and Fig. 14).



**Fig. 13.** Example where the argument  $radius = 1$  (distance = one reaction from initial metabolite *etoh[c]*). In the reaction *Alchoco/4* the metabolites *h[c]*, *nadh[c]*, and *acald[c]* are consumed and the metabolite *etoh[c]* is produced. The flux rate is  $-80 \text{ mmol} \cdot \text{g}^{-1} \cdot \text{h}^{-1}$  that indicates that reaction is going backwards.



**Fig. 14.** Example where the argument *radius* = 2 (distance = two reactions from initial metabolite *etoh[c]*). The metabolites *glyc-R[c]*, *glc-D[c]*, *h2o[c]*, *pyr[c]*, *g3p[c]*, and *pi[c]* are consumed and the metabolite *etoh[c]* is produced.

The algorithm of the command *draw\_by\_met* interconnects all involved metabolites according to the stoichiometric matrix of a COBRA model. The important point to understand correctly is imbalance of the rates of fluxes in case of partial network. The algorithm of the command *draw\_by\_met* shows the rates of fluxes in the brackets in the rectangles according to steady state, but in case of visualization of partial network not all rectangles are seen which leads to imbalance for some metabolites. For example, in the Fig. 14 the metabolite *h[c]* is produced in 5 reactions (*Cofact17*, *glyc21*, *ed3*, *g6pd*, and *glyc1*) with total  $5 \times 40 = 200 \text{ mmol} \cdot \text{g}^{-1} \cdot \text{h}^{-1}$  but it is consumed in 2 reactions (*pyr\_decand* and *Alchocol4*) with only  $2 \times 80 = 160 \text{ mmol} \cdot \text{g}^{-1} \cdot \text{h}^{-1}$ .

#### iiii. optional argument *direction*

It is a *string* type variable that can take value of '*struc*', '*sub*', '*prod*' or '*both*' (default is '*struc*') indicating a direction for the algorithm of the command *draw\_by\_met*. In case of '*struc*' (structure) the algorithm visualizes all metabolites connected to the specified reactions in the argument *rxns*. The key feature of this function is visualization of all specified reactions not taking in account a steady state fluxes in that way representing the structure of the COBRA model. In case of '*sub*' (substrates) the algorithm visualizes only those metabolites which are substrates for the specified reactions in the argument *rxns*. This time the algorithm is using a stoichiometric matrix and the steady state fluxes to determine direction of each reaction. The algorithm is using an assumption that only those fluxes which rates are smaller than  $-10^{-9} \text{ mmol} \cdot \text{g}^{-1} \cdot \text{h}^{-1}$  or greater than  $+10^{-9} \text{ mmol} \cdot \text{g}^{-1} \cdot \text{h}^{-1}$  are non-zero fluxes. In case of '*prod*' (products) the algorithm visualizes only those metabolites which are products for the specified reactions in the argument *rxns* but in case of '*both*' the algorithm visualizes both – substrates and products - for the specified reactions in the argument *rxns*. For both cases the algorithm is using the same rules regarding to calculation of the directions for each reaction as for case of '*sub*'.

#### iiiii. optional argument *excludeMets*

This argument represents a list of metabolites (default is empty) that will be excluded from the visualization map of the COBRA model in form of the abbreviations of the metabolites separated by a comma.

#### iiiii. optional argument *flux*

It is a *double* type  $N \times 1$  size vector of fluxes of reactions where *N* is number of reactions (default is vector of *x*). This vector is calculated during the optimization of the objective function and can be accessed through the result of the optimization command by *FBA* solution *x*.

### Output of the command *draw\_by\_met*

The command *draw\_by\_met* has three output vectors in the result: *involvedRxns*, *involvedMets*, and *deadEnds*.

#### i. vector *involvedRxns*

It is a *cell* type vector that contains a list of the involved reactions according to the set of input arguments (see Fig. 15).

	1	2
1	Alcohol4	
2	Cofact17	
3	ed3	
4	g6pd	
5	glyc1	
6	glyc21	
7	pyr_dec	
8		
9		
10		

**Fig. 15.** An example of the list of the involved reactions.

## ii. vector *involvedMets*

It is a *cell* type vector that contains a list of the involved metabolites in the specified reactions (see Fig. 10).

## iii. vector *deadEnds*

It is also a *cell* type vector but it contains a list of the dead end metabolites in the specified reactions (see Fig. 11).

# TROUBLESHOOTING

**Problem:** output vectors are valid, but visualization layout is not generated.

**Possible reason:** the input argument *drawMap* is not provided properly.

**Solution:** It is a *logical* type variable that can take value of 'true' or 'false' (default is 'false') indicating whether to visualize the COBRA model or not. Please pay attention to single quotes around the argument.

# TIMING

Timing is given as Start\_time, End\_time and Total\_time for every Paint4Net function call. It may vary based on equipment computing power.

# ANTICIPATED RESULTS

## 1. Load a model.

```
model = xls2model('test_model.xls')
```

Warning: A value of class "com.mathworks.mde.cmdwin.XCmdWndView" was indexed with no subscripts specified. Currently the result of this operation is the indexed value itself, but in a future release, it will be an error.



```

tca12    h2o[c] + accoa[c] + oaa[c]    <=>    h[c] + coa[c] + cit[c]
tca7     cit[c]    <=>    ac[c] + oaa[c]
tca13    cit[c]    <=>    h2o[c] + cis-aconitate[c]
tca14    h2o[c] + cis-aconitate[c]    <=>    icit-D[c]
tca11    nadp[c] + icit-D[c]    ->    nadph[c] + co2[c] + akc[c]
R35      h[c] + nadph[c] + akc[c] + nh4[c]    <=>    nadp[c] + h2o[c] + glu-L[c]
tca10    mal-L[c]    <=>    h2o[c] + fum[c]
glyc8     nad[c] + mal-L[c]    <=>    nadh[c] + co2[c] + pyr[c]
altcarb7  pi[c] + oaa[c]    <=>    pep[c] + hco3[c]
gpl3     nadp[c] + glyc3p[c]    <=>    h[c] + nadph[c] + dhap[c]
R40      h2o[c] + 3pg[c]    ->    pi[c] + glyc-R[c]
Cofact17  atp[c] + glyc-R[c]    <=>    adp[c] + h[c] + 3pg[c]
R42      atp[c] + glyc[c]    <=>    adp[c] + h[c] + glyc3p[c]
R43      h2o[c] + glyc3p[c]    <=>    pi[c] + glyc[c]
R44      h2o[c] + dhap[c]    <=>    pi[c] + dha[c]
pengluc2  xyl-D[c]    <=>    xylu-D[c]
pengluc3  atp[c] + xylu-D[c]    <=>    adp[c] + h[c] + xu5p-D[c]
ppp9      g3p[c] + s7p[c]    <=>    f6p[c] + e4p[c]
R48      atp[c] + h2o[c]    ->    adp[c] + h[c] + pi[c]
R49      h[c] + pyr[c] + acald[c]    ->    co2[c] + acin[c]
ppp8      h2o[c] + gllc[c]    ->    h[c] + glcn[c]
secmet7   nadp[c] + glcn[c]    <=>    h[c] + nadph[c] + 2dhgln[c]
R52      glc-D[c] + fru[c]    ->    gllc[c] + sbt-D[c]
R53      glc-D[c] + q[c]    ->    qh2[c] + gllc[c]
ppp2      atp[c] + glcn[c]    <=>    adp[c] + h[c] + pgl[c]
R55      glcn[c]    <=>
R56      glc-D[c]    <=>
R57      fru[c]    ->
R58      xyl-D[c]    ->
R59      glyc[c]    ->
R60      succ[c]    ->
R61      glyc-R[c]    ->
R62      2dhgln[c]    ->
R63      glu-L[c]    ->
R64      nh4[c]    <=>
R65      o2[c]    ->
R66      etoh[c]    ->
R67      co2[c]    <=>
R68      lac-D[c]    ->
R69      ac[c]    ->
R70      acald[c]    ->
R71      acin[c]    ->
R72      dha[c]    ->
R73      h2o[c] + co2[c]    <=>    h[c] + hco3[c]
R74      sbt-D[c]    <=>

```

```
model =
```

```

    rxns: {75x1 cell}
      S: [60x75 double]
      lb: [75x1 double]
      ub: [75x1 double]
      c: [75x1 double]
    mets: {60x1 cell}
      b: [60x1 double]
    rules: {75x1 cell}
    genes: {0x1 cell}
    osense: -1
    csense: [60x1 char]
    rxnGeneMat: [75x0 double]
    rxnNames: {75x1 cell}
    subSystems: {75x1 cell}
    metNames: {60x1 cell}
    grRules: {75x1 cell}
    confidenceScores: [75x1 double]
    rxnECNumbers: {75x1 cell}

```

```

    rxnNotes: {75x1 cell}
    rxnReferences: {75x1 cell}
    comps: 'c'
    compNames: {'Cytosol or Cytosol, Extra-organism or Cytosol, Extra-organism, Periplasm'}
    metFormulas: {60x1 cell}
    metCharges: [60x1 double]
    metSmiles: {60x1 cell}
    metKEGGID: {60x1 cell}
    metInChIString: {60x1 cell}
    metPubChemID: {60x1 cell}
    metChEBIID: {60x1 cell}
    description: 'test_model.xls'

```

## 2. Find involved and dead-end metabolites in the whole model without visualization and without FBA data (assuming all reaction rates are 0).

The model must be loaded before (see step 1). The first two arguments are used for the function `[involvedMets, deadEnds] = draw_by_rxn(model, rxns, drawMap, direction, initialMet, excludeMets, flux)`, the rest will take default values. The expected involved metabolites are all 60 metabolites in the model and the list of them will be created in the MATLAB workspace as variable *involvedMets*. The expected dead-end metabolites are: 'glc-D[c]', 'o2[c]' and 'xyl-D[c]'. The list of dead-end metabolites will be created in the MATLAB workspace as variable *deadEnds*.

```
[involvedMets, deadEnds] = draw_by_rxn(model, model.rxns)
```

Warning: A value of class "com.mathworks.mde.cmdwin.XCmdWndView" was indexed with no subscripts specified. Currently the result of this operation is the indexed value itself, but in a future release, it will be an error.

Warning: A value of class "com.mathworks.mde.cmdwin.XCmdWndView" was indexed with no subscripts specified. Currently the result of this operation is the indexed value itself, but in a future release, it will be an error.

```

Start_time =
2017_7_14_12_59_19.94
Starting parallel pool (parpool) using the 'local' profile ...
End_time =
2017_7_14_12_59_21.082
Total_time =
0_0_0_0_1.142
involvedMets =
    'f6p[c]'
    'g6p[c]'
    'atp[c]'
    'glc-D[c]'
    'adp[c]'
    'h[c]'
    'fru[c]'
    'nadp[c]'
    'gl6p[c]'
    'nadph[c]'
    'nad[c]'
    'nadh[c]'
    'h2o[c]'
    'pgl[c]'
    'dgp[c]'
    'co2[c]'
    'ru5p-D[c]'
    'xu5p-D[c]'
    'e4p[c]'
    'g3p[c]'
    'r5p[c]'

```

```

's7p[c]'
'pyr[c]'
'dhap[c]'
'pi[c]'
'13dpg[c]'
'3pg[c]'
'2pg[c]'
'pep[c]'
'acald[c]'
'coa[c]'
'accoa[c]'
'etoh[c]'
'ac[c]'
'lac-D[c]'
'q[c]'
'qh2[c]'
'o2[c]'
'fum[c]'
'succ[c]'
'oaa[c]'
'cit[c]'
'cis-aconitate[c]'
'icit-D[c]'
'akg[c]'
'nh4[c]'
'glu-L[c]'
'mal-L[c]'
'hco3[c]'
'glyc3p[c]'
'glyc-R[c]'
'glyc[c]'
'dha[c]'
'xyl-D[c]'
'xylu-D[c]'
'acin[c]'
'gllc[c]'
'glcn[c]'
'2dhglcn[c]'
'sbt-D[c]'
deadEnds =
'glc-D[c]'
'o2[c]'
'xyl-D[c]'

```

### 3. Create a list of the reactions of interest.

The list of the reactions of interest will be created in the MATLAB workspace as variable *rxns*.

```
rxns = {'glyc12', 'glyc21', 'carb12', 'ed2', 'g6pd', 'ed3', 'ed1', 'R035', 'ppp4', 'ppp5'}
```

Warning: A value of class "com.mathworks.mde.cmdwin.XCmdWndView" was indexed with no subscripts specified. Currently the result of this operation is the indexed value itself, but in a future release, it will be an error.

Warning: A value of class "com.mathworks.mde.cmdwin.XCmdWndView" was indexed with no subscripts specified. Currently the result of this operation is the indexed value itself, but in a future release, it will be an error.

Warning: A value of class "com.mathworks.mde.cmdwin.XCmdWndView" was indexed with no subscripts specified. Currently the result of this operation is the indexed value itself, but in a future release, it will be an error.

Warning: A value of class "com.mathworks.mde.cmdwin.XCmdWndView" was indexed with no subscripts specified. Currently the result of this operation is the indexed value itself, but in a future release, it will be an error.

Warning: A value of class "com.mathworks.mde.cmdwin.XCmdWndView" was indexed with no subscripts specified. Currently the result of this operation is the indexed value itself, but in a future release, it will be an error.

Warning: A value of class "com.mathworks.mde.cmdwin.XCmdWndView" was indexed with no subscripts specified. Currently the result of this operation is the indexed value itself, but in a future release, it will be an error.

Warning: A value of class "com.mathworks.mde.cmdwin.XCmdWndView" was indexed with no subscripts specified. Currently the result of this operation is the indexed value itself, but in a future release, it will be an error.

Warning: A value of class "com.mathworks.mde.cmdwin.XCmdWndView" was indexed with no subscripts specified. Currently the result of this operation is the indexed value itself, but in a future release, it will be an error.

Warning: A value of class "com.mathworks.mde.cmdwin.XCmdWndView" was indexed with no subscripts specified. Currently the result of this operation is the indexed value itself, but in a future release, it will be an error.

Warning: A value of class "com.mathworks.mde.cmdwin.XCmdWndView" was indexed with no subscripts specified. Currently the result of this operation is the indexed value itself, but in a future release, it will be an error.

#### 4. Find involved and dead-end metabolites for the list of the reactions of interest without visualization and without FBA data (assuming all reaction rates are 0).

The model must be loaded before (see step 1). The list of reactions of interest must be created before (see step 3). The first two arguments are used for the function `[involvedMets, deadEnds] = draw_by_rxn(model, rxns, drawMap, direction, initialMet, excludeMets, flux)`, the rest will take default values. Results depends on the scope of the reactions of interest. The expected involved metabolites are: 'f6p[c]', 'g6p[c]', 'atp[c]', 'glc-D[c]', 'adp[c]', 'h[c]', 'fru[c]', 'nadp[c]', 'gl6p[c]', 'nadph[c]', 'nad[c]', 'nadh[c]', 'h2o[c]', 'pgl[c]', 'dgp[c]', 'co2[c]', 'ru5p-D[c]', 'xu5p-D[c]', 'e4p[c]', 'g3p[c]', 'r5p[c]', 's7p[c]', 'pyr[c]', 'dhap[c]', 'pi[c]', '13dpg[c]', '3pg[c]', '2pg[c]', 'pep[c]' and 'acald[c]'. The list of involved metabolites will be created in the MATLAB workspace as variable *involvedMets*. The expected dead-end metabolites are: 'glc-D[c]', 'fru[c]', 'co2[c]', 'e4p[c]', 's7p[c]', 'dhap[c]', 'pi[c]' and 'acald[c]'. The list of dead-end metabolites will be created in the MATLAB workspace as variable *deadEnds*.

```
[involvedMets, deadEnds] = draw_by_rxn(model, rxns)
```

```
Start_time =
2017_7_14_12_59_21.131
Starting parallel pool (parpool) using the 'local' profile ...
End_time =
2017_7_14_12_59_21.59
Total_time =
0_0_0_0_0.459
involvedMets =
    'f6p[c]'
    'g6p[c]'
    'atp[c]'
    'glc-D[c]'
    'adp[c]'
    'h[c]'
    'fru[c]'
    'nadp[c]'
    'gl6p[c]'
    'nadph[c]'
    'nad[c]'
    'nadh[c]'
    'h2o[c]'
    'pgl[c]'
    'dgp[c]'
    'co2[c]'
    'ru5p-D[c]'
```

```

'xu5p-D[c]'
'e4p[c]'
'g3p[c]'
'r5p[c]'
's7p[c]'
'pyr[c]'
'dhap[c]'
'pi[c]'
'13dpg[c]'
'3pg[c]'
'2pg[c]'
'pep[c]'
'acald[c]'
deadEnds =
'glc-D[c]'
'fru[c]'
'co2[c]'
'e4p[c]'
's7p[c]'
'dhap[c]'
'pi[c]'
'acald[c]'

```

## 5. Visualize the model without FBA data (assuming all reaction rates are 0).

The model must be loaded before (see step 1). The first three arguments are used for the function `[involvedMets, deadEnds] = draw_by_rxn(model, rxns, drawMap, direction, initialMet, excludeMets, flux)`, the rest will take default values. Besides the list of involved metabolites and the list of dead-end metabolites the hypergraph layout will be generated by Paint4Net using the Bioinformatics Toolbox. The reaction nodes will contain x for flux rates.

```
[involvedMets, deadEnds] = draw_by_rxn(model, model.rxns, 'true')
```

Warning: A value of class "com.mathworks.mde.cmdwin.XCmdWndView" was indexed with no subscripts specified. Currently the result of this operation is the indexed value itself, but in a future release, it will be an error.

Warning: A value of class "com.mathworks.mde.cmdwin.XCmdWndView" was indexed with no subscripts specified. Currently the result of this operation is the indexed value itself, but in a future release, it will be an error.

Warning: A value of class "com.mathworks.mde.cmdwin.XCmdWndView" was indexed with no subscripts specified. Currently the result of this operation is the indexed value itself, but in a future release, it will be an error.

Warning: A value of class "com.mathworks.mde.cmdwin.XCmdWndView" was indexed with no subscripts specified. Currently the result of this operation is the indexed value itself, but in a future release, it will be an error.

Warning: A value of class "com.mathworks.mde.cmdwin.XCmdWndView" was indexed with no subscripts specified. Currently the result of this operation is the indexed value itself, but in a future release, it will be an error.

Warning: A value of class "com.mathworks.mde.cmdwin.XCmdWndView" was indexed with no subscripts specified. Currently the result of this operation is the indexed value itself, but in a future release, it will be an error.

Warning: A value of class "com.mathworks.mde.cmdwin.XCmdWndView" was indexed with no subscripts specified. Currently the result of this operation is the indexed value itself, but in a future release, it will be an error.

Warning: A value of class "com.mathworks.mde.cmdwin.XCmdWndView" was indexed with no subscripts specified. Currently the result of this operation is the indexed value itself, but in a future release, it will be an error.

Warning: A value of class "com.mathworks.mde.cmdwin.XCmdWndView" was indexed with no subscripts specified. Currently the result of this operation is the indexed value itself, but in a future release, it will be an error.

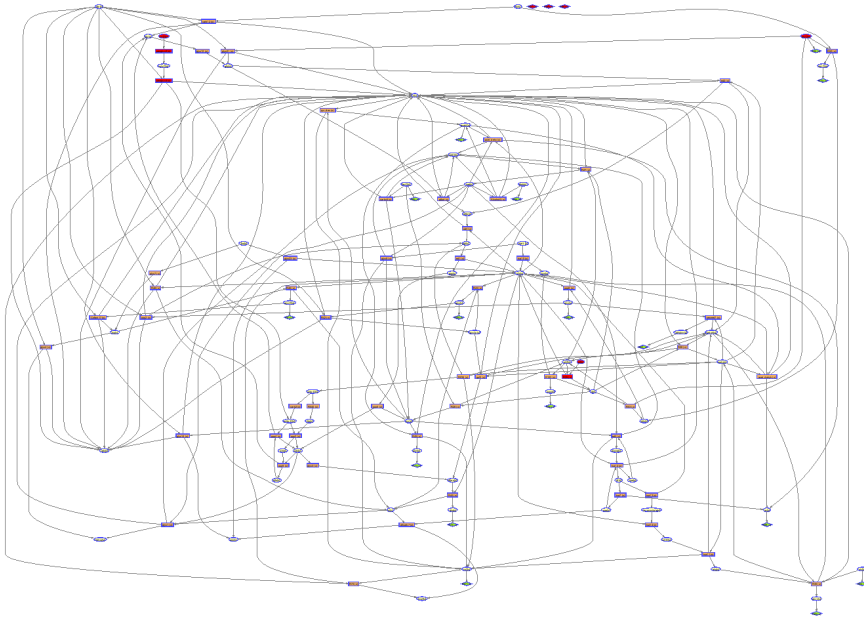
Warning: A value of class "com.mathworks.mde.cmdwin.XCmdWndView" was indexed with no subscripts specified. Currently the result of this operation is the indexed value itself, but in a future release, it will be an error.

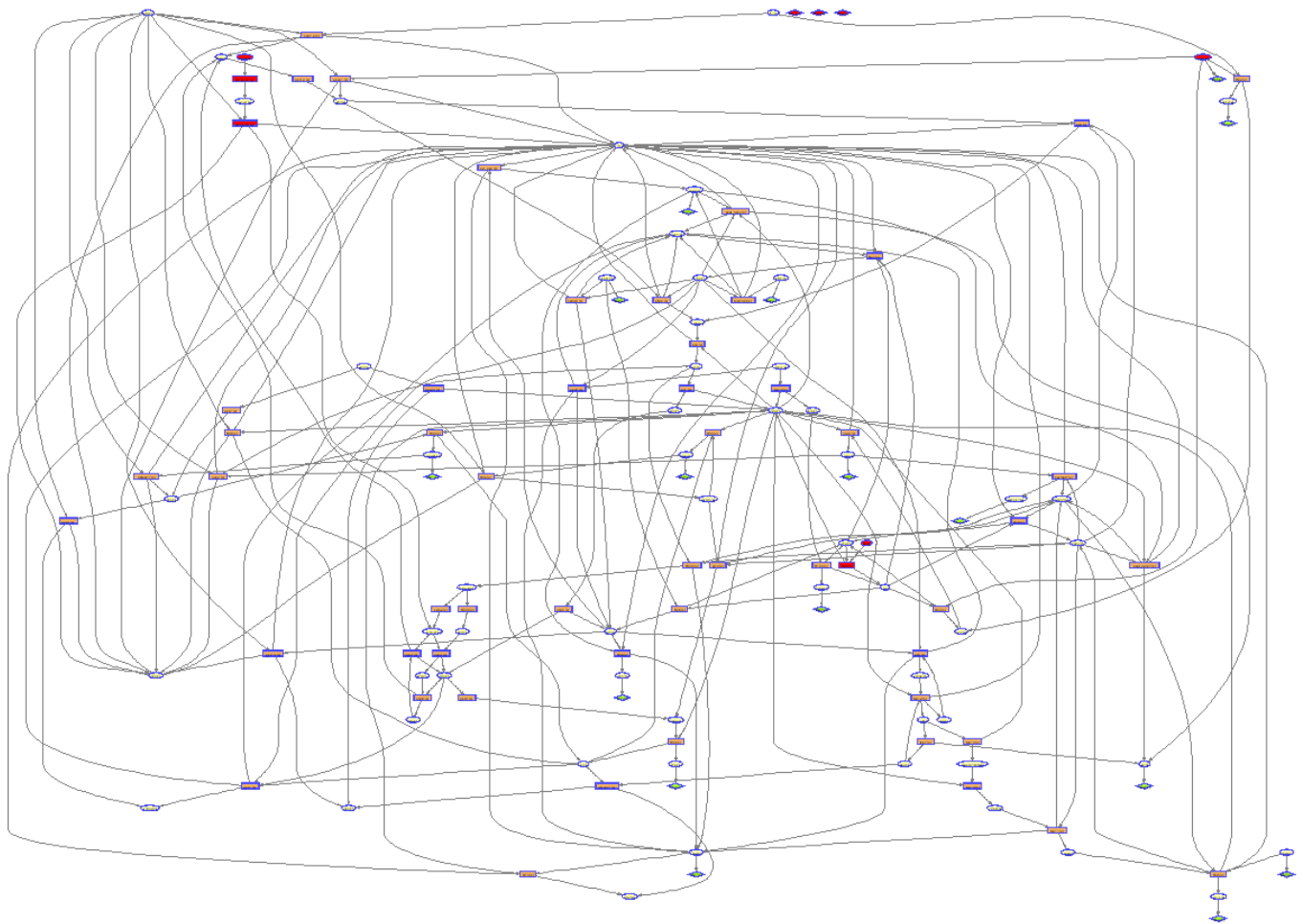
```
Start_time =
2017_7_14_12_59_21.626
Starting parallel pool (parpool) using the 'local' profile ... Biograph object with 135 nodes and 254 edges
End_time =
2017_7_14_12_59_26.335
Total_time =
0_0_0_0_0_4.709
involvedMets =
    'f6p[c]'
    'g6p[c]'
    'atp[c]'
    'glc-D[c]'
    'adp[c]'
    'h[c]'
    'fru[c]'
    'nadp[c]'
    'gl6p[c]'
    'nadph[c]'
    'nad[c]'
    'nadh[c]'
    'h2o[c]'
    'pgl[c]'
    'dgp[c]'
    'co2[c]'
    'ru5p-D[c]'
    'xu5p-D[c]'
    'e4p[c]'
    'g3p[c]'
    'r5p[c]'
    's7p[c]'
    'pyr[c]'
    'dhap[c]'
    'pi[c]'
    '13dpg[c]'
    '3pg[c]'
    '2pg[c]'
    'pep[c]'
    'acald[c]'
    'coa[c]'
    'accoa[c]'
    'etoh[c]'
    'ac[c]'
    'lac-D[c]'
    'q[c]'
    'qh2[c]'
    'o2[c]'
    'fum[c]'
    'succ[c]'
    'oaa[c]'
    'cit[c]'
    'cis-aconitate[c]'
    'icit-D[c]'
    'akg[c]'
    'nh4[c]'
    'glu-L[c]'
    'mal-L[c]'
    'hco3[c]'
    'glyc3p[c]'
    'glyc-R[c]'
    'glyc[c]'
    'dha[c]
```

```

'xyl-D[c]'
'xylu-D[c]'
'acin[c]'
'gllc[c]'
'gln[c]'
'2dhgln[c]'
'sbt-D[c]'
deadEnds =
'glc-D[c]'
'o2[c]'
'xyl-D[c]'

```





## 6. Visualize the reactions of interest without FBA data (assuming all reaction rates are 0).

The model must be loaded before (see step 1). The list of reactions of interest must be created before (see step 3). The first three arguments are used for the function `[involvedMets, deadEnds] = draw_by_rxn(model, rxns, drawMap, direction, initialMet, excludeMets, flux)`, the rest will take default values. Besides the list of involved metabolites and the list of dead-end metabolites the hypergraph layout will be generated by Paint4Net using the Bioinformatics Toolbox. The reaction nodes will contain  $x$  for flux rates. All interconnecting edges will be in gray because of no FBA data.

```
[involvedMets, deadEnds] = draw_by_rxn(model, rxns, 'true')
```

Warning: A value of class "com.mathworks.mde.cmdwin.XCmdWndView" was indexed with no subscripts specified. Currently the result of this operation is the indexed value itself, but in a future release, it will be an error.

Warning: A value of class "com.mathworks.mde.cmdwin.XCmdWndView" was indexed with no subscripts specified. Currently the result of this operation is the indexed value itself, but in a future release, it will be an error.

Warning: A value of class "com.mathworks.mde.cmdwin.XCmdWndView" was indexed with no subscripts specified. Currently the result of this operation is the indexed value itself, but in a future release, it will be an error.

Warning: A value of class "com.mathworks.mde.cmdwin.XCmdWndView" was indexed with no subscripts specified. Currently the result of this operation is the indexed value itself, but in a future release, it will be an error.

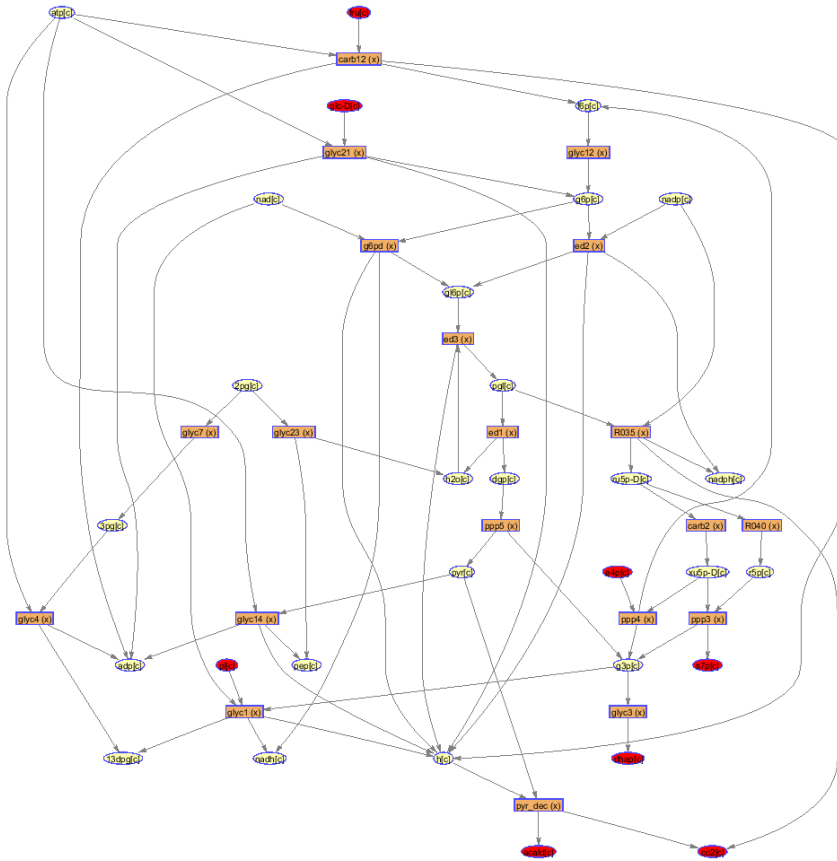
```

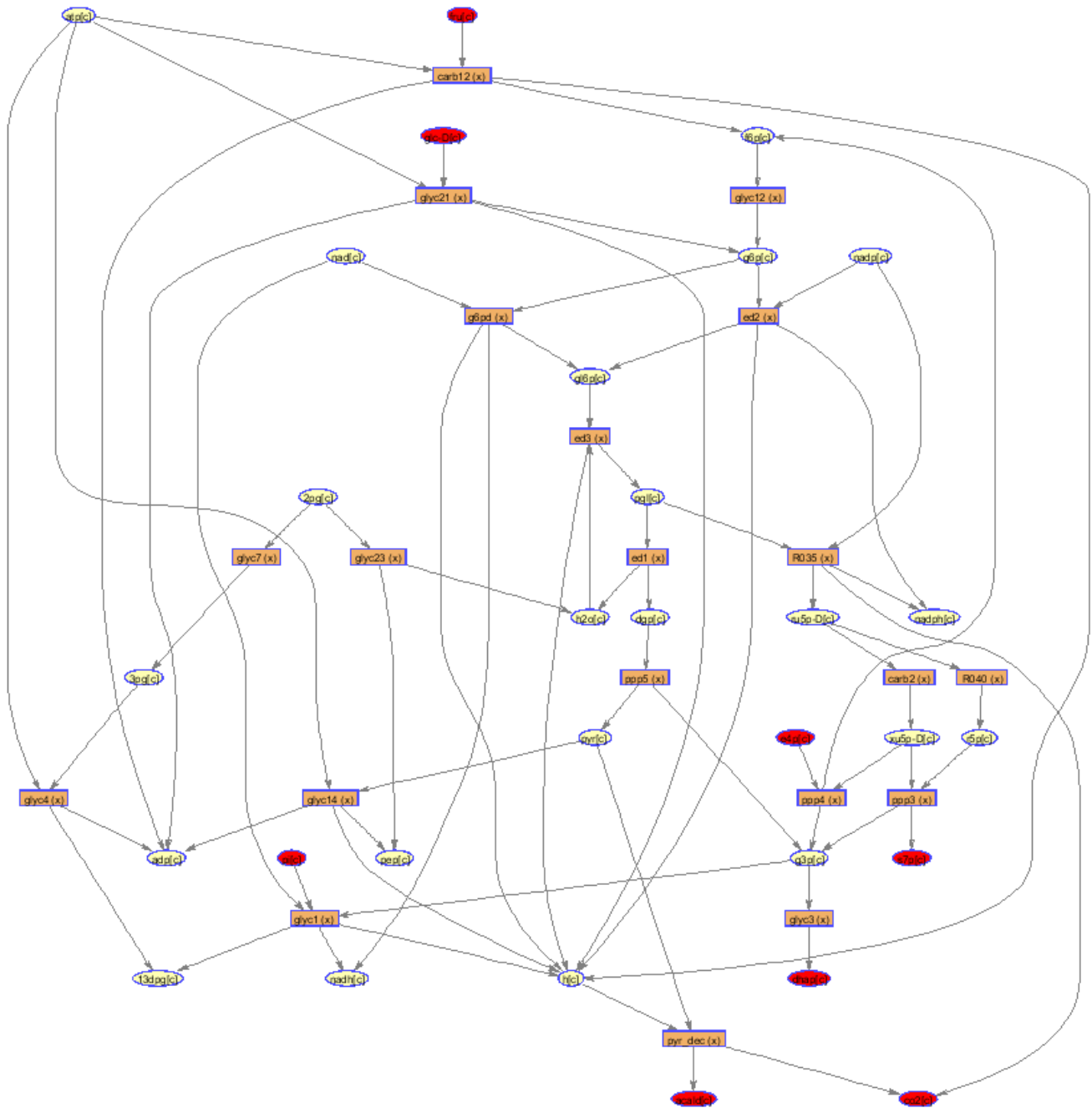
Warning: A value of class "com.mathworks.mde.cmdwin.XCmdWndView" was indexed with no subscripts
specified. Currently the result of this operation is the indexed value itself, but in a future
release, it will be an error.
Warning: A value of class "com.mathworks.mde.cmdwin.XCmdWndView" was indexed with no subscripts
specified. Currently the result of this operation is the indexed value itself, but in a future
release, it will be an error.
Warning: A value of class "com.mathworks.mde.cmdwin.XCmdWndView" was indexed with no subscripts
specified. Currently the result of this operation is the indexed value itself, but in a future
release, it will be an error.
Warning: A value of class "com.mathworks.mde.cmdwin.XCmdWndView" was indexed with no subscripts
specified. Currently the result of this operation is the indexed value itself, but in a future
release, it will be an error.
Warning: A value of class "com.mathworks.mde.cmdwin.XCmdWndView" was indexed with no subscripts
specified. Currently the result of this operation is the indexed value itself, but in a future
release, it will be an error.
Warning: A value of class "com.mathworks.mde.cmdwin.XCmdWndView" was indexed with no subscripts
specified. Currently the result of this operation is the indexed value itself, but in a future
release, it will be an error.
Start_time =
2017_7_14_12_59_26.669
Starting parallel pool (parpool) using the 'local' profile ... Biograph object with 50 nodes and 75 edges.
End_time =
2017_7_14_12_59_29.137
Total_time =
0_0_0_0_0_2.468
involvedMets =
    'f6p[c]'
    'g6p[c]'
    'atp[c]'
    'glc-D[c]'
    'adp[c]'
    'h[c]'
    'fru[c]'
    'nadp[c]'
    'gl6p[c]'
    'nadph[c]'
    'nad[c]'
    'nadh[c]'
    'h2o[c]'
    'pgl[c]'
    'dgp[c]'
    'co2[c]'
    'ru5p-D[c]'
    'xu5p-D[c]'
    'e4p[c]'
    'g3p[c]'
    'r5p[c]'
    's7p[c]'
    'pyr[c]'
    'dhap[c]'
    'pi[c]'
    '13dpg[c]'
    '3pg[c]'
    '2pg[c]'
    'pep[c]'
    'acald[c]'
deadEnds =
    'glc-D[c]'
    'fru[c]'
    'co2[c]'
    'e4p[c]'
    's7p[c]'
    'dhap[c]'

```

```
'pi[c]'
```

```
'acald[c]'
```





## 7. Perform FBA.

The FBA results will be stored in the MATLAB workspace as variable *FBAsolution*.

```
FBAsolution=optimizeCbModel(model)
```

Warning: A value of class "com.mathworks.mde.cmdwin.XCmdWndView" was indexed with no subscripts specified. Currently the result of this operation is the indexed value itself, but in a future release, it will be an error.

Warning: A value of class "com.mathworks.mde.cmdwin.XCmdWndView" was indexed with no subscripts specified. Currently the result of this operation is the indexed value itself, but in a future release, it will be an error.

Warning: A value of class "com.mathworks.mde.cmdwin.XCmdWndView" was indexed with no subscripts specified. Currently the result of this operation is the indexed value itself, but in a future release, it will be an error.

Warning: A value of class "com.mathworks.mde.cmdwin.XCmdWndView" was indexed with no subscripts specified. Currently the result of this operation is the indexed value itself, but in a future release, it will be an error.

Warning: A value of class "com.mathworks.mde.cmdwin.XCmdWndView" was indexed with no subscripts specified. Currently the result of this operation is the indexed value itself, but in a future release, it will be an error.

Warning: A value of class "com.mathworks.mde.cmdwin.XCmdWndView" was indexed with no subscripts specified. Currently the result of this operation is the indexed value itself, but in a future release, it will be an error.

Warning: A value of class "com.mathworks.mde.cmdwin.XCmdWndView" was indexed with no subscripts specified. Currently the result of this operation is the indexed value itself, but in a future release, it will be an error.

Warning: A value of class "com.mathworks.mde.cmdwin.XCmdWndView" was indexed with no subscripts specified. Currently the result of this operation is the indexed value itself, but in a future release, it will be an error.

Warning: A value of class "com.mathworks.mde.cmdwin.XCmdWndView" was indexed with no subscripts specified. Currently the result of this operation is the indexed value itself, but in a future release, it will be an error.

Warning: A value of class "com.mathworks.mde.cmdwin.XCmdWndView" was indexed with no subscripts specified. Currently the result of this operation is the indexed value itself, but in a future release, it will be an error.

Warning: A value of class "com.mathworks.mde.cmdwin.XCmdWndView" was indexed with no subscripts specified. Currently the result of this operation is the indexed value itself, but in a future release, it will be an error.

```
FBASolution =
    full: [75x1 double]
    obj: 0
    rcost: [75x1 double]
    dual: [60x1 double]
    solver: 'glpk'
    algorithm: 'default'
    stat: 1
    origStat: 5
    time: 0.0060
    basis: []
    x: [75x1 double]
    f: 0
    y: [60x1 double]
    w: [75x1 double]
    v: [75x1 double]
```

## 8. Visualize the model with FBA data.

The model must be loaded before (see step 1). The FBA must be performed before (see step 7). Besides the list of 78 involved metabolites and the list of three (not 4 like in the step 2 because of FBA data) dead-end metabolites the hypergraph layout will be generated by Paint4Net using the Bioinformatics Toolbox. The reaction nodes will contain flux rates according to FBA data. Interconnecting nodes will be in corresponding colors according to flux rates for each reaction.

```
[Involved_mets, Dead_ends] = draw_by_rxn(model, model.rxns, 'true', 'struc', {''}, {''})
```

Warning: A value of class "com.mathworks.mde.cmdwin.XCmdWndView" was indexed with no subscripts specified. Currently the result of this operation is the indexed value itself, but in a future release, it will be an error.

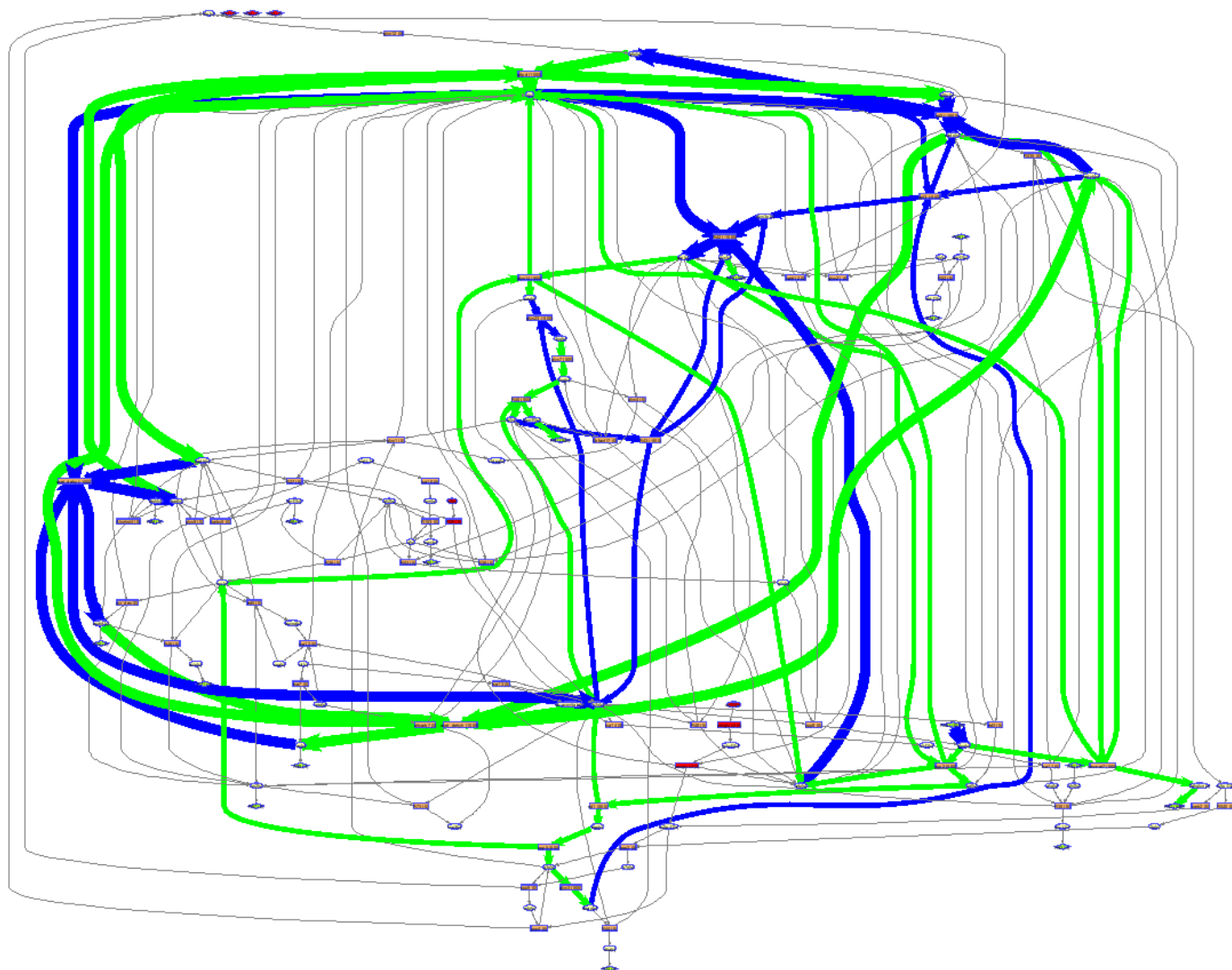
Warning: A value of class "com.mathworks.mde.cmdwin.XCmdWndView" was indexed with no subscripts specified. Currently the result of this operation is the indexed value itself, but in a future release, it will be an error.

```
Start_time =
2017_7_14_12_59_29.317
Starting parallel pool (parpool) using the 'local' profile ... Biograph object with 135 nodes and 254 edges
End_time =
2017_7_14_12_59_34.087
Total_time =
0_0_0_0_0_4.77
```

```

Involved_mets =
    'f6p[c]'
    'g6p[c]'
    'atp[c]'
    'glc-D[c]'
    'adp[c]'
    'h[c]'
    'fru[c]'
    'nadp[c]'
    'gl6p[c]'
    'nadph[c]'
    'nad[c]'
    'nadh[c]'
    'h2o[c]'
    'pgl[c]'
    'dgp[c]'
    'co2[c]'
    'ru5p-D[c]'
    'xu5p-D[c]'
    'e4p[c]'
    'g3p[c]'
    'r5p[c]'
    's7p[c]'
    'pyr[c]'
    'dhap[c]'
    'pi[c]'
    '13dpg[c]'
    '3pg[c]'
    '2pg[c]'
    'pep[c]'
    'acald[c]'
    'coa[c]'
    'accoa[c]'
    'etoh[c]'
    'ac[c]'
    'lac-D[c]'
    'q[c]'
    'qh2[c]'
    'o2[c]'
    'fum[c]'
    'succ[c]'
    'oaa[c]'
    'cit[c]'
    'cis-aconitate[c]'
    'icit-D[c]'
    'akg[c]'
    'nh4[c]'
    'glu-L[c]'
    'mal-L[c]'
    'hco3[c]'
    'glyc3p[c]'
    'glyc-R[c]'
    'glyc[c]'
    'dha[c]'
    'xyl-D[c]'
    'xylu-D[c]'
    'acin[c]'
    'gllc[c]'
    'glcn[c]'
    '2dhglcn[c]'
    'sbt-D[c]'
Dead_ends =
    'o2[c]'
    'xyl-D[c]'

```



## 9. Visualize the reactions of interest with FBA data.

The model must be loaded before (see step 1). The list of reactions of interest must be created before (see step 3). The FBA must be performed before (see step 7). Besides the list of involved metabolites and the list of dead-end metabolites the hypergraph layout will be generated by Paint4Net using the Bioinformatics Toolbox. The reaction nodes will contain flux rates according to FBA data. Interconnecting nodes will be in corresponding colors according to flux rates for each reaction.

```
[Involved_mets, Dead_ends] = draw_by_rxn(model, rxns, 'true', 'struc', {''}, {''}, FBAS
```

```
Warning: A value of class "com.mathworks.mde.cmdwin.XCmdWndView" was indexed with no subscripts specified. Currently the result of this operation is the indexed value itself, but in a future release, it will be an error.
```

```
Warning: A value of class "com.mathworks.mde.cmdwin.XCmdWndView" was indexed with no subscripts specified. Currently the result of this operation is the indexed value itself, but in a future release, it will be an error.
```

```
Warning: A value of class "com.mathworks.mde.cmdwin.XCmdWndView" was indexed with no subscripts specified. Currently the result of this operation is the indexed value itself, but in a future release, it will be an error.
```

```
Warning: A value of class "com.mathworks.mde.cmdwin.XCmdWndView" was indexed with no subscripts specified. Currently the result of this operation is the indexed value itself, but in a future release, it will be an error.
```

```
Warning: A value of class "com.mathworks.mde.cmdwin.XCmdWndView" was indexed with no subscripts specified. Currently the result of this operation is the indexed value itself, but in a future release, it will be an error.
```

```
Warning: A value of class "com.mathworks.mde.cmdwin.XCmdWndView" was indexed with no subscripts specified. Currently the result of this operation is the indexed value itself, but in a future release, it will be an error.
```

```
Warning: A value of class "com.mathworks.mde.cmdwin.XCmdWndView" was indexed with no subscripts specified. Currently the result of this operation is the indexed value itself, but in a future release, it will be an error.
```

```
Warning: A value of class "com.mathworks.mde.cmdwin.XCmdWndView" was indexed with no subscripts specified. Currently the result of this operation is the indexed value itself, but in a future release, it will be an error.
```

```
Warning: A value of class "com.mathworks.mde.cmdwin.XCmdWndView" was indexed with no subscripts specified. Currently the result of this operation is the indexed value itself, but in a future release, it will be an error.
```

```
Warning: A value of class "com.mathworks.mde.cmdwin.XCmdWndView" was indexed with no subscripts specified. Currently the result of this operation is the indexed value itself, but in a future release, it will be an error.
```

```
Start_time =
```

```
2017_7_14_12_59_34.428
```

```
Starting parallel pool (parpool) using the 'local' profile ... Biograph object with 50 nodes and 75 edges.
```

```
End_time =
```

```
2017_7_14_12_59_36.926
```

```
Total_time =
```

```
0_0_0_0_2.498
```

```
Involved_mets =
```

```
    'f6p[c]'
```

```
    'g6p[c]'
```

```
    'atp[c]'
```

```
    'glc-D[c]'
```

```
    'adp[c]'
```

```
    'h[c]'
```

```
    'fru[c]'
```

```
    'nadp[c]'
```

```
    'gl6p[c]'
```

```
    'nadph[c]'
```

```
    'nad[c]'
```

```
    'nadh[c]'
```

```
    'h2o[c]'
```

```
'pgl[c]'  
'dgp[c]'  
'co2[c]'  
'ru5p-D[c]'  
'xu5p-D[c]'  
'e4p[c]'  
'g3p[c]'  
'r5p[c]'  
's7p[c]'  
'pyr[c]'  
'dhap[c]'  
'pi[c]'  
'13dpg[c]'  
'3pg[c]'  
'2pg[c]'  
'pep[c]'  
'acald[c]'  
Dead_ends =  
'glc-D[c]'  
'fru[c]'  
'co2[c]'  
'e4p[c]'  
's7p[c]'  
'dhap[c]'  
'pi[c]'  
'acald[c]'
```





The list with *atp*, *nad*, *adp* and *h* as excludable metabolites will be created in the MATLAB workspace as variable *excludeMets*.

```
excludeMets = {'atp[c]', 'nad[c]', 'adp[c]', 'h[c]'}
```

Warning: A value of class "com.mathworks.mde.cmdwin.XCmdWndView" was indexed with no subscripts specified. Currently the result of this operation is the indexed value itself, but in a future release, it will be an error.

Warning: A value of class "com.mathworks.mde.cmdwin.XCmdWndView" was indexed with no subscripts specified. Currently the result of this operation is the indexed value itself, but in a future release, it will be an error.

Warning: A value of class "com.mathworks.mde.cmdwin.XCmdWndView" was indexed with no subscripts specified. Currently the result of this operation is the indexed value itself, but in a future release, it will be an error.

Warning: A value of class "com.mathworks.mde.cmdwin.XCmdWndView" was indexed with no subscripts specified. Currently the result of this operation is the indexed value itself, but in a future release, it will be an error.

Warning: A value of class "com.mathworks.mde.cmdwin.XCmdWndView" was indexed with no subscripts specified. Currently the result of this operation is the indexed value itself, but in a future release, it will be an error.

Warning: A value of class "com.mathworks.mde.cmdwin.XCmdWndView" was indexed with no subscripts specified. Currently the result of this operation is the indexed value itself, but in a future release, it will be an error.

Warning: A value of class "com.mathworks.mde.cmdwin.XCmdWndView" was indexed with no subscripts specified. Currently the result of this operation is the indexed value itself, but in a future release, it will be an error.

Warning: A value of class "com.mathworks.mde.cmdwin.XCmdWndView" was indexed with no subscripts specified. Currently the result of this operation is the indexed value itself, but in a future release, it will be an error.

Warning: A value of class "com.mathworks.mde.cmdwin.XCmdWndView" was indexed with no subscripts specified. Currently the result of this operation is the indexed value itself, but in a future release, it will be an error.

Warning: A value of class "com.mathworks.mde.cmdwin.XCmdWndView" was indexed with no subscripts specified. Currently the result of this operation is the indexed value itself, but in a future release, it will be an error.

```
excludeMets =  
    'atp[c]'    'nad[c]'    'adp[c]'    'h[c]'
```

## 11. Visualize the model with excluded metabolites without FBA data.

The model must be loaded before (see step 1). The list of excludable metabolites must be created before (see step 10). The first six arguments are used for the function `[involvedMets, deadEnds] = draw_by_rxn(model, rxns, drawMap, direction, initialMet, excludeMets, flux)`, the last will take default value. Besides the list of involved metabolites and the list of dead-end metabolites the hypergraph layout will be generated by Paint4Net using the Bioinformatics Toolbox. The reaction nodes will contain "x" for flux rates. The generated layout will not contain any of metabolites declared in the list of excludable metabolites *excludeMets*. All interconnecting edges will be in gray because of no FBA data.

```
[Involved_mets, Dead_ends] = draw_by_rxn(model, model.rxns, 'true', 'struc', {''}, excl
```

Warning: A value of class "com.mathworks.mde.cmdwin.XCmdWndView" was indexed with no subscripts specified. Currently the result of this operation is the indexed value itself, but in a future release, it will be an error.

Warning: A value of class "com.mathworks.mde.cmdwin.XCmdWndView" was indexed with no subscripts specified. Currently the result of this operation is the indexed value itself, but in a future release, it will be an error.

```
Start_time =  
2017_7_14_12_59_37.104
```

Starting parallel pool (parpool) using the 'local' profile ... Biograph object with 131 nodes and 202 edges

```

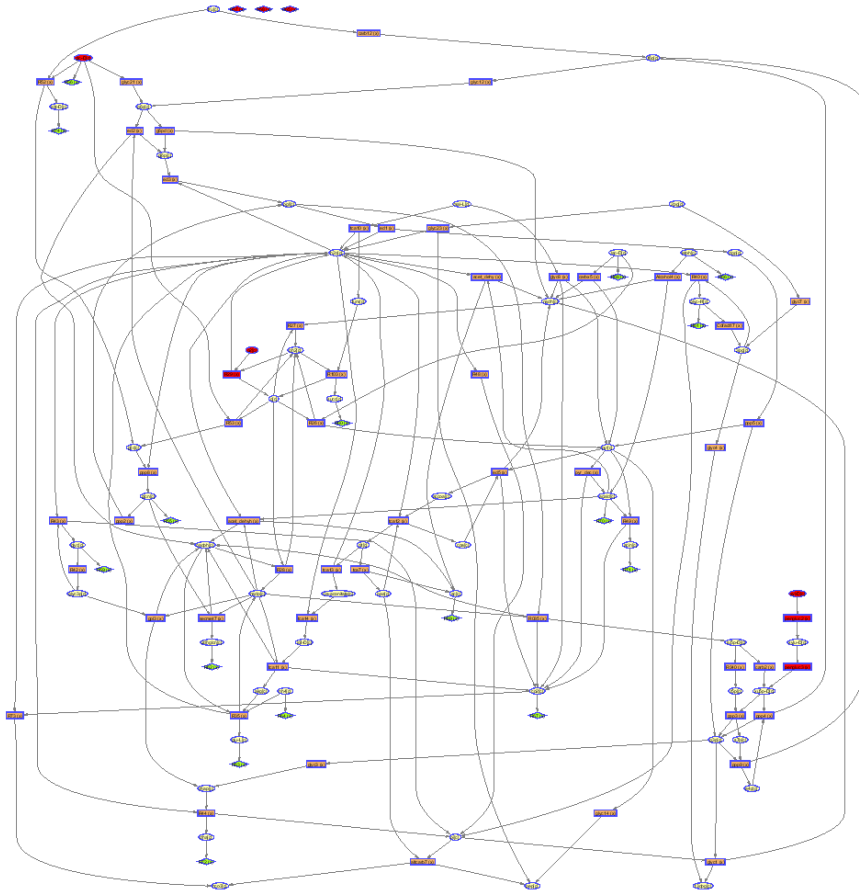
End_time =
2017_7_14_12_59_41.391
Total_time =
0_0_0_0_4.287
Involved_mets =
'f6p[c]'
'g6p[c]'
'glc-D[c]'
'fru[c]'
'nadp[c]'
'gl6p[c]'
'nadph[c]'
'nadh[c]'
'h2o[c]'
'pgl[c]'
'dgp[c]'
'co2[c]'
'ru5p-D[c]'
'xu5p-D[c]'
'e4p[c]'
'g3p[c]'
'r5p[c]'
's7p[c]'
'pyr[c]'
'dhap[c]'
'pi[c]'
'13dp[c]'
'3pg[c]'
'2pg[c]'
'pep[c]'
'acald[c]'
'coa[c]'
'accoa[c]'
'etoh[c]'
'ac[c]'
'lac-D[c]'
'q[c]'
'qh2[c]'
'o2[c]'
'fum[c]'
'succ[c]'
'oaa[c]'
'cit[c]'
'cis-aconitate[c]'
'icit-D[c]'
'akg[c]'
'nh4[c]'
'glu-L[c]'
'mal-L[c]'
'hco3[c]'
'glyc3p[c]'
'glyc-R[c]'
'glyc[c]'
'dha[c]'
'xyl-D[c]'
'xylu-D[c]'
'acin[c]'
'gllc[c]'
'glcn[c]'
'2dhgln[c]'
'sbt-D[c]'
Dead_ends =

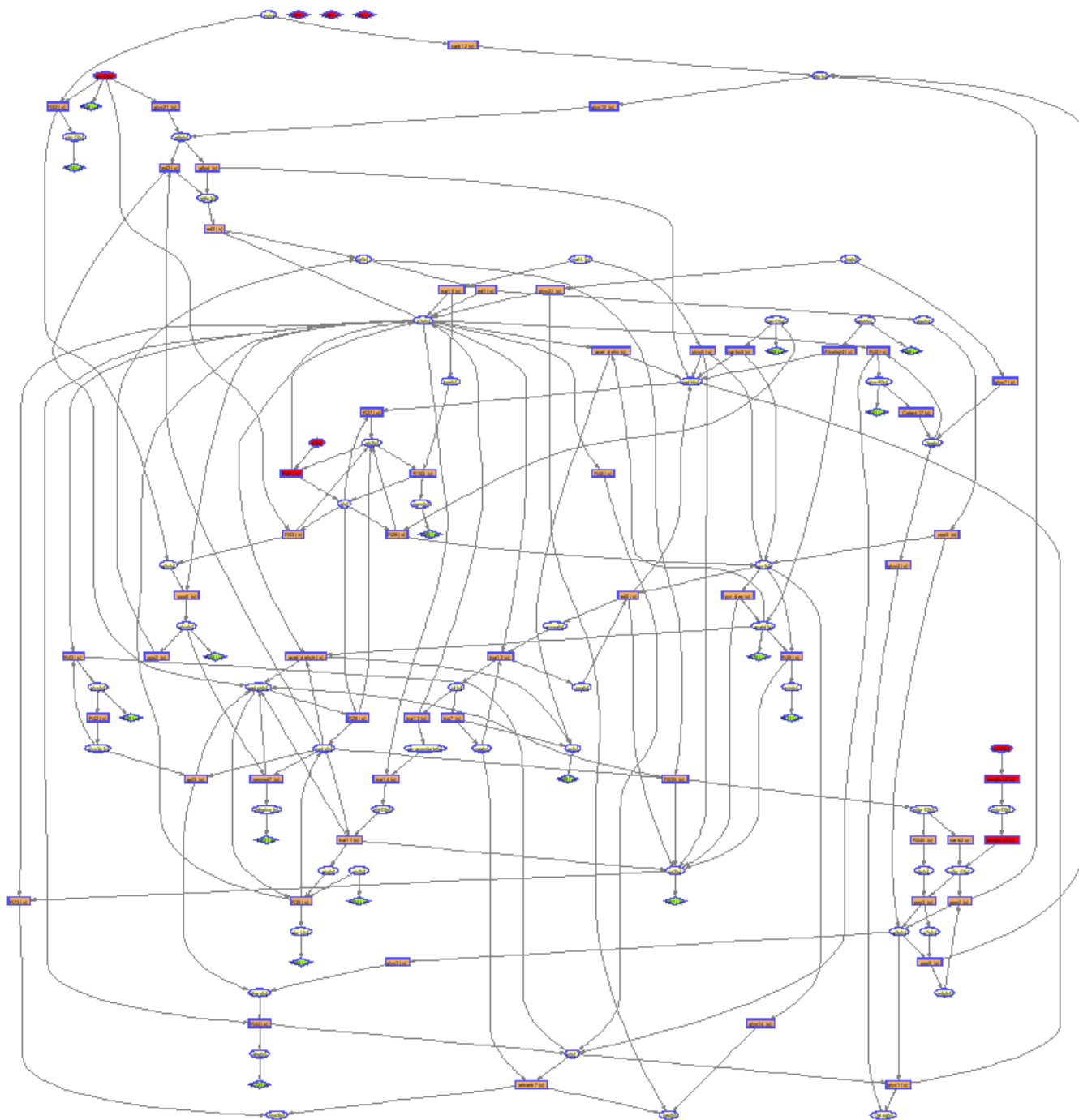
```

'glc-D[c]'

'o2[c]'

'xyl-D[c]'





## 12. Visualize the model with excluded metabolites with FBA data.

The model must be loaded before (see step 1). The FBA must be performed before (see step 7). The list of excludable metabolites must be created before (see step 10). Besides the list of involved metabolites and the list of dead-end metabolites the hypergraph layout will be generated by Paint4Net using the Bioinformatics Toolbox. The reaction nodes will contain flux rates according to FBA data. Interconnecting nodes will be in corresponding colors according to flux rates for each reaction. The generated layout will not contain any of metabolites declared in the list of excludable metabolites *excludeMets*.

```
[Involved_mets, Dead_ends] = draw_by_rxn(model, model.rxns, 'true', 'struc', {''}, excl
```

Warning: A value of class "com.mathworks.mde.cmdwin.XCmdWndView" was indexed with no subscripts specified. Currently the result of this operation is the indexed value itself, but in a future release, it will be an error.

Warning: A value of class "com.mathworks.mde.cmdwin.XCmdWndView" was indexed with no subscripts specified. Currently the result of this operation is the indexed value itself, but in a future release, it will be an error.

Warning: A value of class "com.mathworks.mde.cmdwin.XCmdWndView" was indexed with no subscripts specified. Currently the result of this operation is the indexed value itself, but in a future release, it will be an error.

Warning: A value of class "com.mathworks.mde.cmdwin.XCmdWndView" was indexed with no subscripts specified. Currently the result of this operation is the indexed value itself, but in a future release, it will be an error.

Warning: A value of class "com.mathworks.mde.cmdwin.XCmdWndView" was indexed with no subscripts specified. Currently the result of this operation is the indexed value itself, but in a future release, it will be an error.

Warning: A value of class "com.mathworks.mde.cmdwin.XCmdWndView" was indexed with no subscripts specified. Currently the result of this operation is the indexed value itself, but in a future release, it will be an error.

Warning: A value of class "com.mathworks.mde.cmdwin.XCmdWndView" was indexed with no subscripts specified. Currently the result of this operation is the indexed value itself, but in a future release, it will be an error.

Warning: A value of class "com.mathworks.mde.cmdwin.XCmdWndView" was indexed with no subscripts specified. Currently the result of this operation is the indexed value itself, but in a future release, it will be an error.

Warning: A value of class "com.mathworks.mde.cmdwin.XCmdWndView" was indexed with no subscripts specified. Currently the result of this operation is the indexed value itself, but in a future release, it will be an error.

Warning: A value of class "com.mathworks.mde.cmdwin.XCmdWndView" was indexed with no subscripts specified. Currently the result of this operation is the indexed value itself, but in a future release, it will be an error.

Warning: A value of class "com.mathworks.mde.cmdwin.XCmdWndView" was indexed with no subscripts specified. Currently the result of this operation is the indexed value itself, but in a future release, it will be an error.

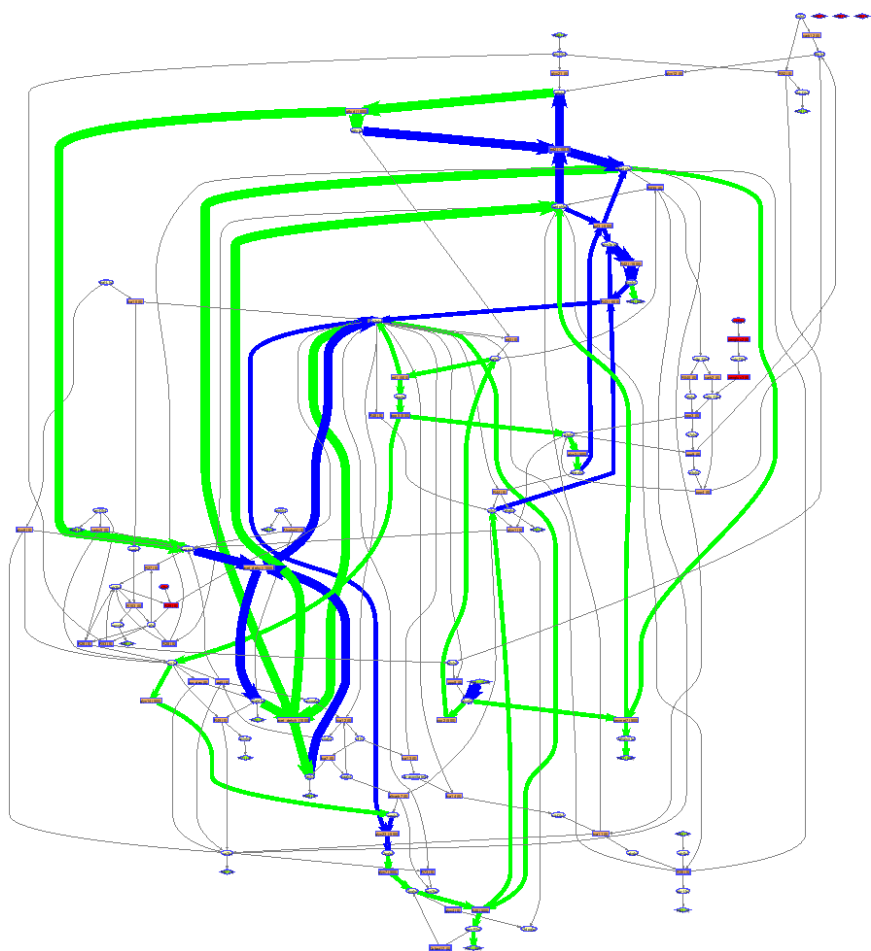
Warning: A value of class "com.mathworks.mde.cmdwin.XCmdWndView" was indexed with no subscripts specified. Currently the result of this operation is the indexed value itself, but in a future release, it will be an error.

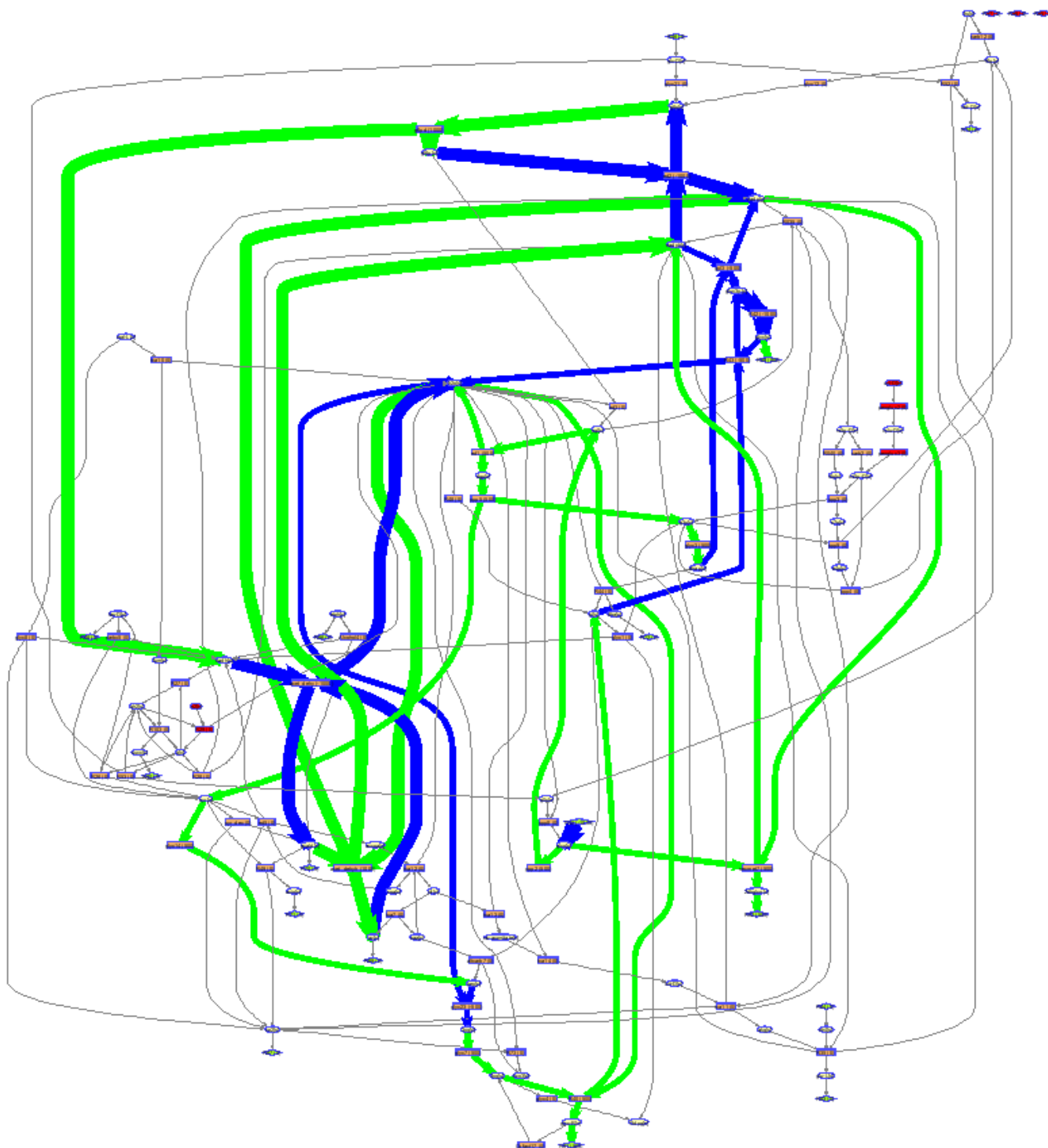
```

Start_time =
2017_7_14_12_59_41.703
Starting parallel pool (parpool) using the 'local' profile ... Biograph object with 131 nodes and 202 edges
End_time =
2017_7_14_12_59_46.047
Total_time =
0_0_0_0_0_4.344
Involved_mets =
    'f6p[c]'
    'g6p[c]'
    'glc-D[c]'
    'fru[c]'
    'nadp[c]'
    'gl6p[c]'
    'nadph[c]'
    'nadh[c]'
    'h2o[c]'
    'pgl[c]'
    'dgp[c]'
    'co2[c]'
    'ru5p-D[c]'
    'xu5p-D[c]'
    'e4p[c]'
    'g3p[c]'
    'r5p[c]'
    's7p[c]'
    'pyr[c]'
    'dhap[c]'
    'pi[c]'
    '13dpg[c]'
    '3pg[c]'
    '2pg[c]'
    'pep[c]'
    'acald[c]'

```

```
'coa[c]'  
'accoa[c]'  
'etoh[c]'  
'ac[c]'  
'lac-D[c]'  
'q[c]'  
'qh2[c]'  
'o2[c]'  
'fum[c]'  
'succ[c]'  
'oaa[c]'  
'cit[c]'  
'cis-aconitate[c]'  
'icit-D[c]'  
'akg[c]'  
'nh4[c]'  
'glu-L[c]'  
'mal-L[c]'  
'hco3[c]'  
'glyc3p[c]'  
'glyc-R[c]'  
'glyc[c]'  
'dha[c]'  
'xyl-D[c]'  
'xylu-D[c]'  
'acin[c]'  
'gllc[c]'  
'glcn[c]'  
'2dhglcn[c]'  
'sbt-D[c]'  
Dead_ends =  
'o2[c]'  
'xyl-D[c]'
```





**13. Find involved reactions, involved metabolites and dead-end metabolite in the radius of 2 reactions from the metabolite of interest (in this case etoh[c]) without visualization, without FBA data.**

The model must be loaded before (see step 1). The first four arguments are used for the function `[directionRxn, involvedMets, deadEnds]=draw_by_met(model, metAbbr, drawMap, radius, direction, excludeMets, flux)`, the rest will take default values. The expected involved reactions are: 'Alcohol4', 'R66', 'Cofact17', 'R27', 'R28', 'R35', 'R42', 'R48', 'R49', 'R70', 'R73', 'acet\_dehy', 'acet\_dehyh', 'carb12', 'carb5', 'ed2', 'ed3', 'ed5', 'g6pd', 'glyc1', 'glyc14', 'glyc21', 'glyc8', 'gpl3', 'pengluc3', 'ppp2', 'ppp8', 'pyr\_dec', 'secmet7' and 'tca12'. The list

of involved reactions will be created in the MATLAB workspace as variable *directionRxns*. The expected involved metabolites are: 'f6p[c]', 'g6p[c]', 'atp[c]', 'glc-D[c]', 'adp[c]', 'h[c]', 'fru[c]', 'nadp[c]', 'gl6p[c]', 'nadph[c]', 'nad[c]', 'nadh[c]', 'h2o[c]', 'pgl[c]', 'co2[c]', 'xu5p-D[c]', 'g3p[c]', 'pyr[c]', 'dhap[c]', 'pi[c]', '13dpg[c]', '3pg[c]', 'pep[c]', 'acald[c]', 'coa[c]', 'accoa[c]', 'etoh[c]', 'ac[c]', 'lac-D[c]', 'q[c]', 'qh2[c]', 'oaa[c]', 'cit[c]', 'akg[c]', 'nh4[c]', 'glu-L[c]', 'mal-L[c]', 'hco3[c]', 'glyc3p[c]', 'glyc-R[c]', 'glyc[c]', 'xylu-D[c]', 'acin[c]', 'gllc[e]', 'glcn[e]', 'glcn[c]' and '2dhgln[c]'. The list of involved metabolites will be created in the MATLAB workspace as variable *involvedMets*. The expected dead-end metabolites are: 'f6p[c]', 'glc-D[c]', 'fru[c]', 'xu5p-D[c]', 'g3p[c]', 'dhap[c]', '13dpg[c]', '3pg[c]', 'pep[c]', 'lac-D[c]', 'q[c]', 'qh2[c]', 'oaa[c]', 'cit[c]', 'akg[c]', 'nh4[c]', 'glu-L[c]', 'mal-L[c]', 'hco3[c]', 'glyc-R[c]', 'glyc[c]', 'xylu-D[c]', 'acin[c]', '2dhgln[c]' and 'gllc[c]'. The list of dead-end metabolites will be created in the MATLAB workspace as variable *deadEnds*.

```
[directionRxns,involvedMets,deadEnds] = draw_by_met(model,{ 'etoh[c]' }, 'false', 2)
```

Warning: A value of class "com.mathworks.mde.cmdwin.XCmdWndView" was indexed with no subscripts specified. Currently the result of this operation is the indexed value itself, but in a future release, it will be an error.

Warning: A value of class "com.mathworks.mde.cmdwin.XCmdWndView" was indexed with no subscripts specified. Currently the result of this operation is the indexed value itself, but in a future release, it will be an error.

Warning: A value of class "com.mathworks.mde.cmdwin.XCmdWndView" was indexed with no subscripts specified. Currently the result of this operation is the indexed value itself, but in a future release, it will be an error.

Warning: A value of class "com.mathworks.mde.cmdwin.XCmdWndView" was indexed with no subscripts specified. Currently the result of this operation is the indexed value itself, but in a future release, it will be an error.

Warning: A value of class "com.mathworks.mde.cmdwin.XCmdWndView" was indexed with no subscripts specified. Currently the result of this operation is the indexed value itself, but in a future release, it will be an error.

Warning: A value of class "com.mathworks.mde.cmdwin.XCmdWndView" was indexed with no subscripts specified. Currently the result of this operation is the indexed value itself, but in a future release, it will be an error.

Warning: A value of class "com.mathworks.mde.cmdwin.XCmdWndView" was indexed with no subscripts specified. Currently the result of this operation is the indexed value itself, but in a future release, it will be an error.

Warning: A value of class "com.mathworks.mde.cmdwin.XCmdWndView" was indexed with no subscripts specified. Currently the result of this operation is the indexed value itself, but in a future release, it will be an error.

Warning: A value of class "com.mathworks.mde.cmdwin.XCmdWndView" was indexed with no subscripts specified. Currently the result of this operation is the indexed value itself, but in a future release, it will be an error.

Warning: A value of class "com.mathworks.mde.cmdwin.XCmdWndView" was indexed with no subscripts specified. Currently the result of this operation is the indexed value itself, but in a future release, it will be an error.

Start\_time =

2017\_7\_14\_12\_59\_46.357

Starting parallel pool (parpool) using the 'local' profile ...

End\_time =

2017\_7\_14\_12\_59\_46.944

Total\_time =

0\_0\_0\_0\_0.587

directionRxns =

```
'Alcohol4'
'R66'
'glyc21'
'carb12'
'ed2'
'g6pd'
'ed3'
'glyc1'
```

```

'glyc14'
'pyr_dec'
'ed5'
'acet_dehy'
'acet_dehyh'
'carbx5'
'R27'
'R28'
'tca12'
'R35'
'glyc8'
'gp13'
'Cofact17'
'R42'
'pengluc3'
'R48'
'R49'
'ppp8'
'secmet7'
'ppp2'
'R70'
'R73'
involvedMets =
'f6p[c]'
'g6p[c]'
'atp[c]'
'glc-D[c]'
'adp[c]'
'h[c]'
'fru[c]'
'nadp[c]'
'gl6p[c]'
'nadph[c]'
'nad[c]'
'nadh[c]'
'h2o[c]'
'pgl[c]'
'co2[c]'
'xu5p-D[c]'
'g3p[c]'
'pyr[c]'
'dhap[c]'
'pi[c]'
'13dpg[c]'
'3pg[c]'
'pep[c]'
'acald[c]'
'coa[c]'
'accoa[c]'
'etoh[c]'
'ac[c]'
'lac-D[c]'
'q[c]'
'qh2[c]'
'oaa[c]'
'cit[c]'
'akg[c]'
'nh4[c]'
'glu-L[c]'
'mal-L[c]'
'hco3[c]'
'glyc3p[c]'
'glyc-R[c]'
'glyc[c]'

```

```

'xylu-D[c]'
'acin[c]'
'gllc[c]'
'glcn[c]'
'2dhglcn[c]'
deadEnds =
'f6p[c]'
'glc-D[c]'
'fru[c]'
'xu5p-D[c]'
'g3p[c]'
'dhap[c]'
'13dpg[c]'
'3pg[c]'
'pep[c]'
'lac-D[c]'
'q[c]'
'qh2[c]'
'oaac[c]'
'cit[c]'
'akg[c]'
'nh4[c]'
'glu-L[c]'
'mal-L[c]'
'hco3[c]'
'glyc-R[c]'
'glyc[c]'
'xylu-D[c]'
'acin[c]'
'gllc[c]'
'2dhglcn[c]'

```

#### 14. Visualize the part of the model in the radius of 2 reactions from the metabolite of interest (in this case etoh[c]) without FBA data.

The model must be loaded before (see step 1). The first four arguments are used for the function `[directionRxns, involvedMets, deadEnds] = draw_by_met(model, metAbbr, drawMap, radius, direction, excludeMets, flux)`, the rest will take default values. Besides the list of involved reactions, the list of involved metabolites and the list of dead-end metabolites the hypergraph layout will be generated by Paint4Net using the Bioinformatics Toolbox. The reaction nodes will contain x for flux rates. All interconnecting edges will be in gray because of no FBA data.

```
[directionRxns, involvedMets, deadEnds] = draw_by_met(model, {'etoh[c]'}, 'true', 2)
```

Warning: A value of class "com.mathworks.mde.cmdwin.XCmdWndView" was indexed with no subscripts specified. Currently the result of this operation is the indexed value itself, but in a future release, it will be an error.

Warning: A value of class "com.mathworks.mde.cmdwin.XCmdWndView" was indexed with no subscripts specified. Currently the result of this operation is the indexed value itself, but in a future release, it will be an error.

Warning: A value of class "com.mathworks.mde.cmdwin.XCmdWndView" was indexed with no subscripts specified. Currently the result of this operation is the indexed value itself, but in a future release, it will be an error.

Warning: A value of class "com.mathworks.mde.cmdwin.XCmdWndView" was indexed with no subscripts specified. Currently the result of this operation is the indexed value itself, but in a future release, it will be an error.

Warning: A value of class "com.mathworks.mde.cmdwin.XCmdWndView" was indexed with no subscripts specified. Currently the result of this operation is the indexed value itself, but in a future release, it will be an error.

Warning: A value of class "com.mathworks.mde.cmdwin.XCmdWndView" was indexed with no subscripts specified. Currently the result of this operation is the indexed value itself, but in a future release, it will be an error.

Warning: A value of class "com.mathworks.mde.cmdwin.XCmdWndView" was indexed with no subscripts specified. Currently the result of this operation is the indexed value itself, but in a future release, it will be an error.

Warning: A value of class "com.mathworks.mde.cmdwin.XCmdWndView" was indexed with no subscripts specified. Currently the result of this operation is the indexed value itself, but in a future release, it will be an error.

Warning: A value of class "com.mathworks.mde.cmdwin.XCmdWndView" was indexed with no subscripts specified. Currently the result of this operation is the indexed value itself, but in a future release, it will be an error.

Warning: A value of class "com.mathworks.mde.cmdwin.XCmdWndView" was indexed with no subscripts specified. Currently the result of this operation is the indexed value itself, but in a future release, it will be an error.

Warning: A value of class "com.mathworks.mde.cmdwin.XCmdWndView" was indexed with no subscripts specified. Currently the result of this operation is the indexed value itself, but in a future release, it will be an error.

Warning: A value of class "com.mathworks.mde.cmdwin.XCmdWndView" was indexed with no subscripts specified. Currently the result of this operation is the indexed value itself, but in a future release, it will be an error.

Start\_time =

2017\_7\_14\_12\_59\_46.993

Starting parallel pool (parpool) using the 'local' profile ... Biograph object with 76 nodes and 145 edges

End\_time =

2017\_7\_14\_12\_59\_50.02

Total\_time =

0\_0\_0\_0\_3.027

directionRxns =

'Alcohol4'

'R66'

'glyc21'

'carb12'

'ed2'

'g6pd'

'ed3'

'glyc1'

'glyc14'

'pyr\_dec'

'ed5'

'acet\_dehy'

'acet\_dehyh'

'carbx5'

'R27'

'R28'

'tca12'

'R35'

'glyc8'

'gpl3'

'Cofact17'

'R42'

'pengluc3'

'R48'

'R49'

'ppp8'

'secmet7'

'ppp2'

'R70'

'R73'

involvedMets =

'f6p[c]'

'g6p[c]'

'atp[c]'

'glc-D[c]'

'adp[c]'

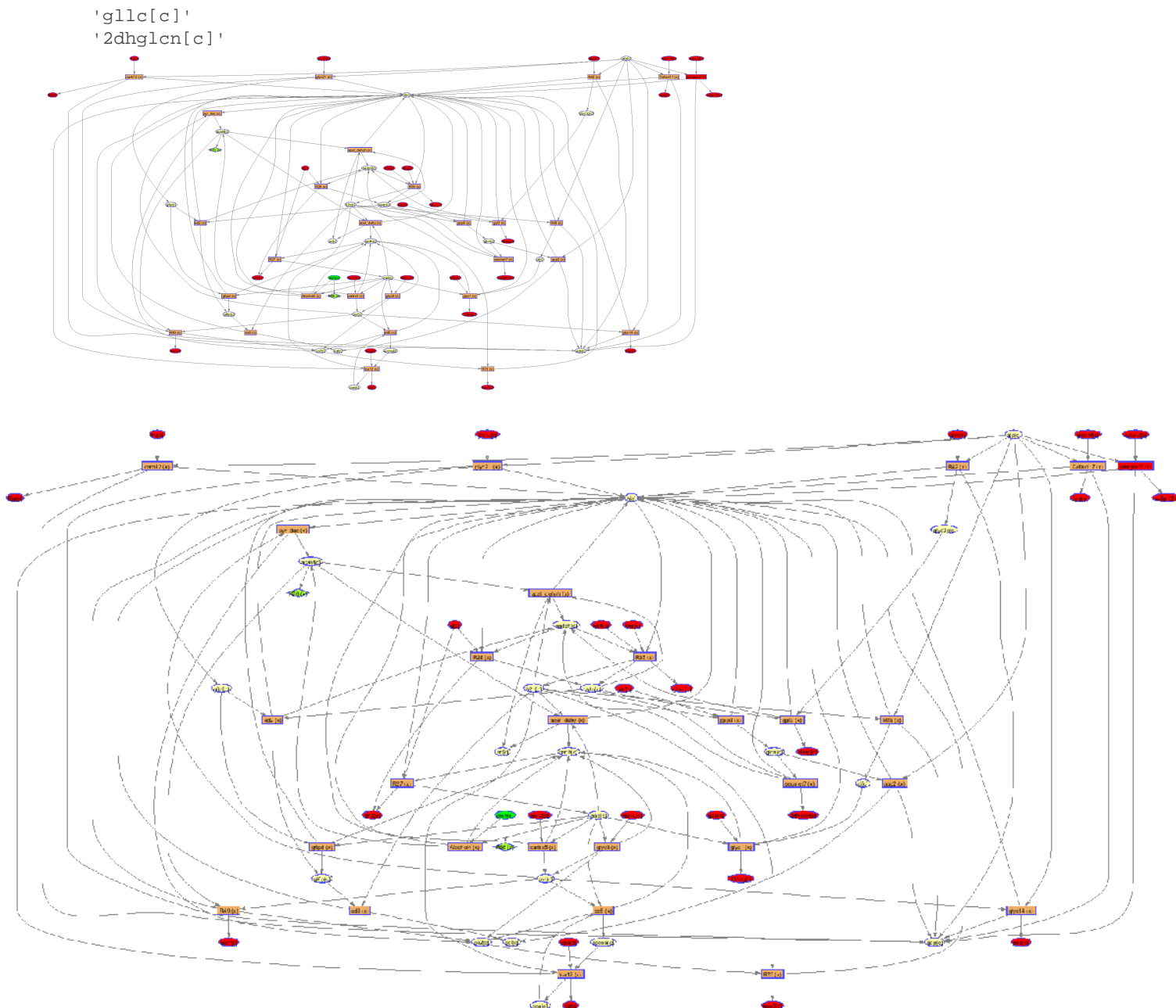
'h[c]'

'fru[c]'

```

'nadp[c]'
'gl6p[c]'
'nadph[c]'
'nad[c]'
'nadh[c]'
'h2o[c]'
'pgl[c]'
'co2[c]'
'xu5p-D[c]'
'g3p[c]'
'pyr[c]'
'dhap[c]'
'pi[c]'
'13dpg[c]'
'3pg[c]'
'pep[c]'
'acald[c]'
'coa[c]'
'accoa[c]'
'etoh[c]'
'ac[c]'
'lac-D[c]'
'q[c]'
'qh2[c]'
'oaa[c]'
'cit[c]'
'akg[c]'
'nh4[c]'
'glu-L[c]'
'mal-L[c]'
'hco3[c]'
'glyc3p[c]'
'glyc-R[c]'
'glyc[c]'
'xylu-D[c]'
'acin[c]'
'gllc[c]'
'glcn[c]'
'2dhgln[c]'
deadEnds =
'f6p[c]'
'glc-D[c]'
'fru[c]'
'xu5p-D[c]'
'g3p[c]'
'dhap[c]'
'13dpg[c]'
'3pg[c]'
'pep[c]'
'lac-D[c]'
'q[c]'
'qh2[c]'
'oaa[c]'
'cit[c]'
'akg[c]'
'nh4[c]'
'glu-L[c]'
'mal-L[c]'
'hco3[c]'
'glyc-R[c]'
'glyc[c]'
'xylu-D[c]'
'acin[c]'

```



# 15. Visualize the part of the model in the radius of 2 reactions from the metabolite of interest (in this case etoh[c]) with FBA data.

The model must be loaded before (see step 1). The FBA must be performed before (see step 7). Besides the list of involved reactions, the list of involved metabolites and the list of dead-end metabolites the hypergraph layout will be generated by Paint4Net using the Bioinformatics Toolbox. The reaction nodes will contain flux rates according to FBA data. Interconnecting nodes will be in corresponding colors according to flux rates for each reaction.

```
[directionRxns, involvedMets, deadEnds] = draw_by_met(model, {'etoh[c]'}, 'true', 2, 's
```

Warning: A value of class "com.mathworks.mde.cmdwin.XCmdWndView" was indexed with no subscripts specified. Currently the result of this operation is the indexed value itself, but in a future release, it will be an error.

Warning: A value of class "com.mathworks.mde.cmdwin.XCmdWndView" was indexed with no subscripts specified. Currently the result of this operation is the indexed value itself, but in a future release, it will be an error.

Warning: A value of class "com.mathworks.mde.cmdwin.XCmdWndView" was indexed with no subscripts specified. Currently the result of this operation is the indexed value itself, but in a future release, it will be an error.

Warning: A value of class "com.mathworks.mde.cmdwin.XCmdWndView" was indexed with no subscripts specified. Currently the result of this operation is the indexed value itself, but in a future release, it will be an error.

Warning: A value of class "com.mathworks.mde.cmdwin.XCmdWndView" was indexed with no subscripts specified. Currently the result of this operation is the indexed value itself, but in a future release, it will be an error.

Warning: A value of class "com.mathworks.mde.cmdwin.XCmdWndView" was indexed with no subscripts specified. Currently the result of this operation is the indexed value itself, but in a future release, it will be an error.

Warning: A value of class "com.mathworks.mde.cmdwin.XCmdWndView" was indexed with no subscripts specified. Currently the result of this operation is the indexed value itself, but in a future release, it will be an error.

Warning: A value of class "com.mathworks.mde.cmdwin.XCmdWndView" was indexed with no subscripts specified. Currently the result of this operation is the indexed value itself, but in a future release, it will be an error.

Warning: A value of class "com.mathworks.mde.cmdwin.XCmdWndView" was indexed with no subscripts specified. Currently the result of this operation is the indexed value itself, but in a future release, it will be an error.

Warning: A value of class "com.mathworks.mde.cmdwin.XCmdWndView" was indexed with no subscripts specified. Currently the result of this operation is the indexed value itself, but in a future release, it will be an error.

Warning: A value of class "com.mathworks.mde.cmdwin.XCmdWndView" was indexed with no subscripts specified. Currently the result of this operation is the indexed value itself, but in a future release, it will be an error.

Warning: A value of class "com.mathworks.mde.cmdwin.XCmdWndView" was indexed with no subscripts specified. Currently the result of this operation is the indexed value itself, but in a future release, it will be an error.

Warning: A value of class "com.mathworks.mde.cmdwin.XCmdWndView" was indexed with no subscripts specified. Currently the result of this operation is the indexed value itself, but in a future release, it will be an error.

Warning: A value of class "com.mathworks.mde.cmdwin.XCmdWndView" was indexed with no subscripts specified. Currently the result of this operation is the indexed value itself, but in a future release, it will be an error.

Warning: A value of class "com.mathworks.mde.cmdwin.XCmdWndView" was indexed with no subscripts specified. Currently the result of this operation is the indexed value itself, but in a future release, it will be an error.

```

Start_time =
2017_7_14_12_59_50.262
Starting parallel pool (parpool) using the 'local' profile ... Biograph object with 76 nodes and 145 edges
End_time =
2017_7_14_12_59_53.293
Total_time =
0_0_0_0_0_3.031
directionRxns =
    'Alcohol4'
    'R66'
    'glyc21'
    'carb12'
    'ed2'
    'g6pd'
    'ed3'
    'glyc1'
    'glyc14'
    'pyr_dec'
    'ed5'
    'acet_dehy'
    'acet_dehyh'
    'carbx5'
    'R27'
    'R28'
    'tca12'
    'R35'
    'glyc8'
    'gpl3'

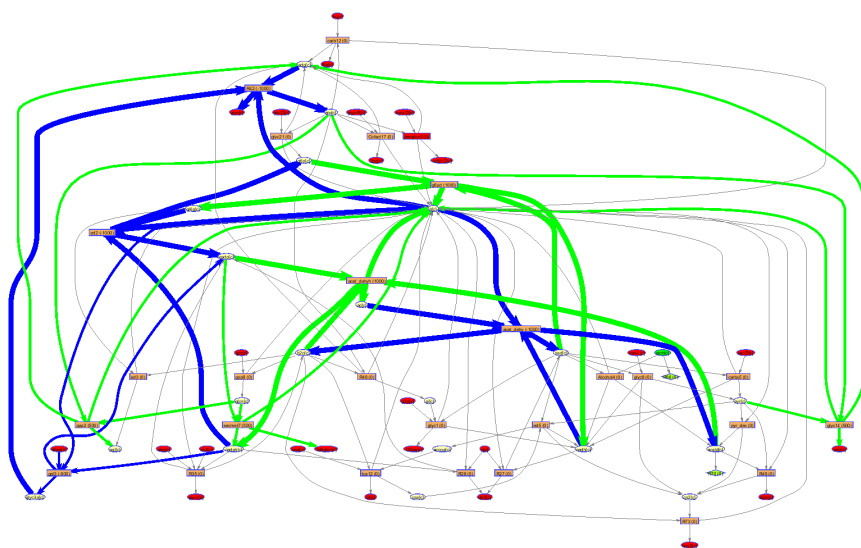
```

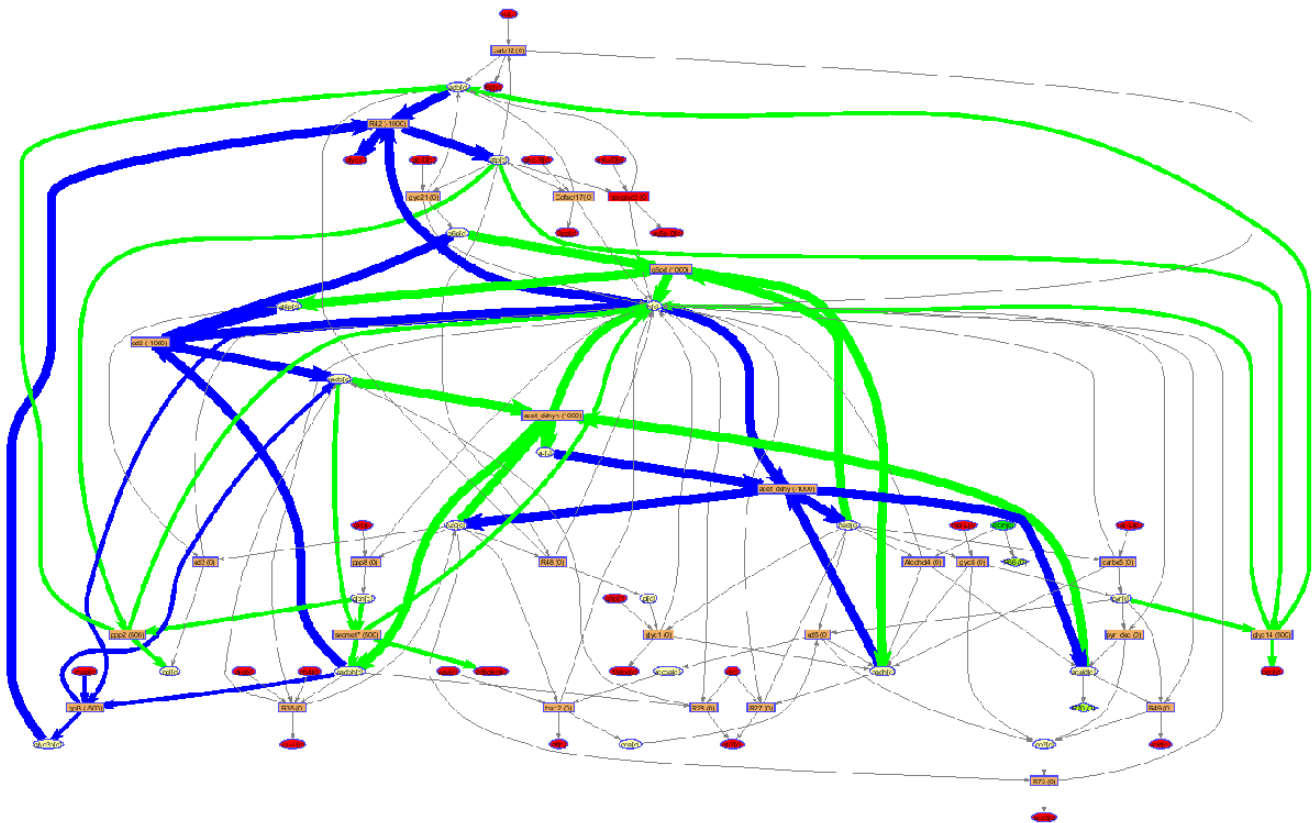
```

'Cofact17'
'R42'
'pengluc3'
'R48'
'R49'
'ppp8'
'secmet7'
'ppp2'
'R70'
'R73'
involvedMets =
'f6p[c]'
'g6p[c]'
'atp[c]'
'glc-D[c]'
'adp[c]'
'h[c]'
'fru[c]'
'nadp[c]'
'gl6p[c]'
'nadph[c]'
'nad[c]'
'nadh[c]'
'h2o[c]'
'pgl[c]'
'co2[c]'
'xu5p-D[c]'
'g3p[c]'
'pyr[c]'
'dhap[c]'
'pi[c]'
'13dpg[c]'
'3pg[c]'
'pep[c]'
'acald[c]'
'coa[c]'
'accoa[c]'
'etoh[c]'
'ac[c]'
'lac-D[c]'
'q[c]'
'qh2[c]'
'oaa[c]'
'cit[c]'
'akg[c]'
'nh4[c]'
'glu-L[c]'
'mal-L[c]'
'hco3[c]'
'glyc3p[c]'
'glyc-R[c]'
'glyc[c]'
'xylu-D[c]'
'acin[c]'
'gllc[c]'
'glcn[c]'
'2dhgln[c]'
deadEnds =
'f6p[c]'
'glc-D[c]'
'fru[c]'
'xu5p-D[c]'
'g3p[c]'
'dhap[c]'

```

'13dpg[c]'  
 '3pg[c]'  
 'pep[c]'  
 'lac-D[c]'  
 'q[c]'  
 'qh2[c]'  
 'oaa[c]'  
 'cit[c]'  
 'akg[c]'  
 'nh4[c]'  
 'glu-L[c]'  
 'mal-L[c]'  
 'hco3[c]'  
 'glyc-R[c]'  
 'glyc[c]'  
 'xylu-D[c]'  
 'acin[c]'  
 'gllc[c]'  
 '2dhgln[c]'





## 16. Visualize substrates in the radius of 2 reactions from the metabolite of interest (in this case etoh[c]) with FBA data.

The model must be loaded before (see step 1). The FBA must be performed before (see step 7). Besides the list of involved reactions, the list of involved metabolites and the list of dead-end metabolites the hypergraph layout will be generated by Paint4Net using the Bioinformatics Toolbox where only substrates for g6p[c] in the radius of 2 reactions will be visualized. The reaction nodes will contain flux rates according to FBA data. Interconnecting nodes will be in corresponding colors according to flux rates for each reaction.

```
[directionRxns, involvedMets, deadEnds] = draw_by_met(model, {'g6p[c]'}, 'true', 2, 'su
```

Warning: A value of class "com.mathworks.mde.cmdwin.XCmdWndView" was indexed with no subscripts specified. Currently the result of this operation is the indexed value itself, but in a future release, it will be an error.

Warning: A value of class "com.mathworks.mde.cmdwin.XCmdWndView" was indexed with no subscripts specified. Currently the result of this operation is the indexed value itself, but in a future release, it will be an error.

Warning: A value of class "com.mathworks.mde.cmdwin.XCmdWndView" was indexed with no subscripts specified. Currently the result of this operation is the indexed value itself, but in a future release, it will be an error.

Warning: A value of class "com.mathworks.mde.cmdwin.XCmdWndView" was indexed with no subscripts specified. Currently the result of this operation is the indexed value itself, but in a future release, it will be an error.

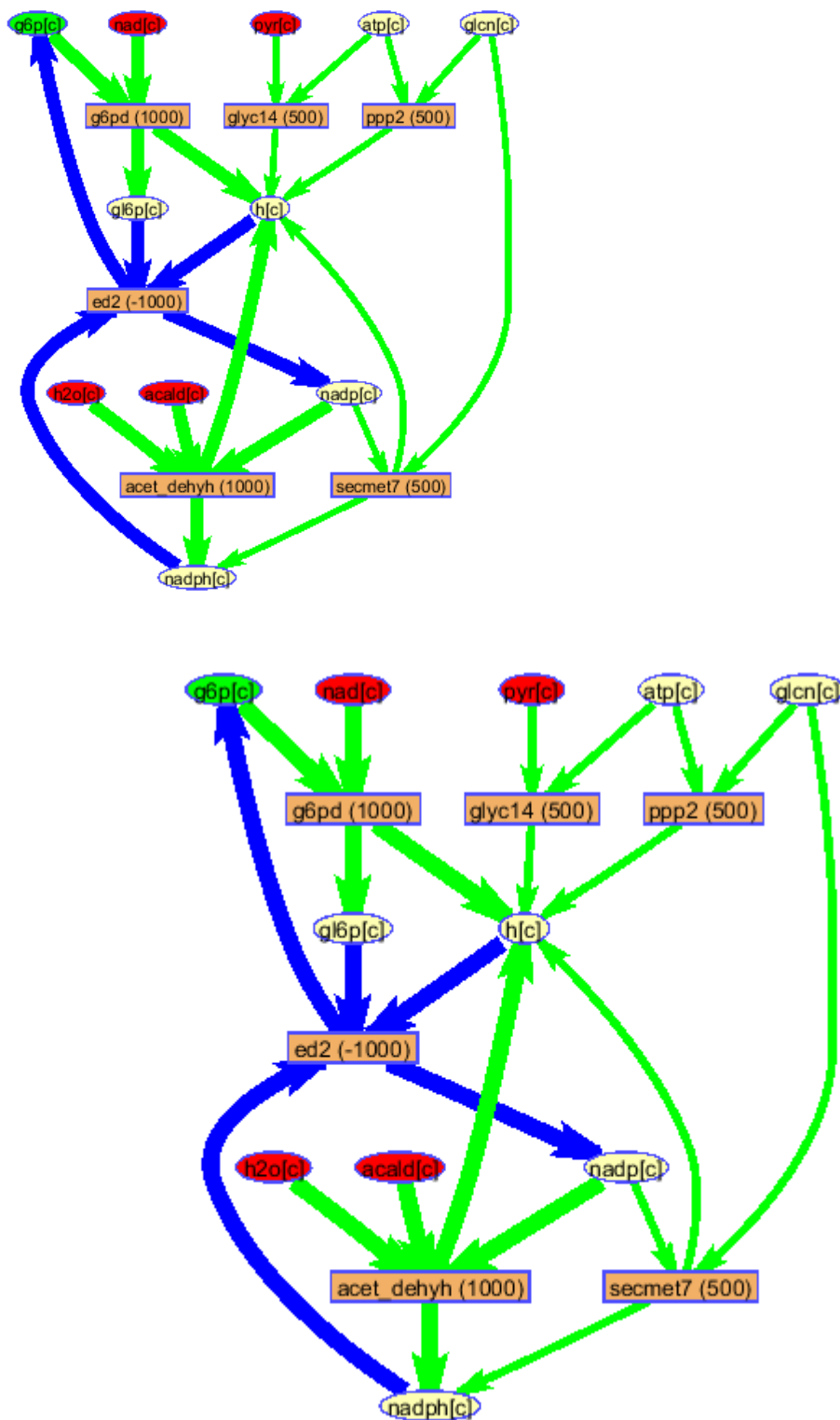
Warning: A value of class "com.mathworks.mde.cmdwin.XCmdWndView" was indexed with no subscripts specified. Currently the result of this operation is the indexed value itself, but in a future release, it will be an error.

Warning: A value of class "com.mathworks.mde.cmdwin.XCmdWndView" was indexed with no subscripts specified. Currently the result of this operation is the indexed value itself, but in a future release, it will be an error.

```

Warning: A value of class "com.mathworks.mde.cmdwin.XCmdWndView" was indexed with no subscripts
specified. Currently the result of this operation is the indexed value itself, but in a future
release, it will be an error.
Warning: A value of class "com.mathworks.mde.cmdwin.XCmdWndView" was indexed with no subscripts
specified. Currently the result of this operation is the indexed value itself, but in a future
release, it will be an error.
Warning: A value of class "com.mathworks.mde.cmdwin.XCmdWndView" was indexed with no subscripts
specified. Currently the result of this operation is the indexed value itself, but in a future
release, it will be an error.
Warning: A value of class "com.mathworks.mde.cmdwin.XCmdWndView" was indexed with no subscripts
specified. Currently the result of this operation is the indexed value itself, but in a future
release, it will be an error.
Warning: A value of class "com.mathworks.mde.cmdwin.XCmdWndView" was indexed with no subscripts
specified. Currently the result of this operation is the indexed value itself, but in a future
release, it will be an error.
Warning: A value of class "com.mathworks.mde.cmdwin.XCmdWndView" was indexed with no subscripts
specified. Currently the result of this operation is the indexed value itself, but in a future
release, it will be an error.
Start_time =
2017_7_14_12_59_53.747
Starting parallel pool (parpool) using the 'local' profile ... Biograph object with 17 nodes and 24 edges.
End_time =
2017_7_14_12_59_54.669
Total_time =
0_0_0_0_0_0.922
directionRxns =
    'ed2'
    'g6pd'
    'glyc14'
    'acet_dehyh'
    'secmet7'
    'ppp2'
involvedMets =
    'g6p[c]'
    'atp[c]'
    'h[c]'
    'nadp[c]'
    'gl6p[c]'
    'nadph[c]'
    'nad[c]'
    'h2o[c]'
    'pyr[c]'
    'acald[c]'
    'glcn[c]'
deadEnds =
    'nad[c]'
    'h2o[c]'
    'pyr[c]'
    'acald[c]'

```



# **17. Visualize products in the radius of 2 reactions from the metabolite of interest (in this case atp[c]) with FBA data.**

The model must be loaded before (see step 1). The FBA must be performed before (see step 7). Besides the list of involved reactions, the list of involved metabolites and the list of dead-end metabolites the hypergraph layout will be generated by Paint4Net using the Bioinformatics Toolbox where only products of atp[c] in the radius of

2 reactions will be visualized. The reaction nodes will contain flux rates according to FBA data. Interconnecting nodes will be in corresponding colors according to flux rates for each reaction.

```
[directionRxns, involvedMets, deadEnds] = draw_by_met(model, {'atp[c]'}, 'true', 2, 'pr
```

```
Warning: A value of class "com.mathworks.mde.cmdwin.XCmdWndView" was indexed with no subscripts specified. Currently the result of this operation is the indexed value itself, but in a future release, it will be an error.
```

```
Warning: A value of class "com.mathworks.mde.cmdwin.XCmdWndView" was indexed with no subscripts specified. Currently the result of this operation is the indexed value itself, but in a future release, it will be an error.
```

```
Warning: A value of class "com.mathworks.mde.cmdwin.XCmdWndView" was indexed with no subscripts specified. Currently the result of this operation is the indexed value itself, but in a future release, it will be an error.
```

```
Warning: A value of class "com.mathworks.mde.cmdwin.XCmdWndView" was indexed with no subscripts specified. Currently the result of this operation is the indexed value itself, but in a future release, it will be an error.
```

```
Warning: A value of class "com.mathworks.mde.cmdwin.XCmdWndView" was indexed with no subscripts specified. Currently the result of this operation is the indexed value itself, but in a future release, it will be an error.
```

```
Warning: A value of class "com.mathworks.mde.cmdwin.XCmdWndView" was indexed with no subscripts specified. Currently the result of this operation is the indexed value itself, but in a future release, it will be an error.
```

```
Warning: A value of class "com.mathworks.mde.cmdwin.XCmdWndView" was indexed with no subscripts specified. Currently the result of this operation is the indexed value itself, but in a future release, it will be an error.
```

```
Warning: A value of class "com.mathworks.mde.cmdwin.XCmdWndView" was indexed with no subscripts specified. Currently the result of this operation is the indexed value itself, but in a future release, it will be an error.
```

```
Warning: A value of class "com.mathworks.mde.cmdwin.XCmdWndView" was indexed with no subscripts specified. Currently the result of this operation is the indexed value itself, but in a future release, it will be an error.
```

```
Warning: A value of class "com.mathworks.mde.cmdwin.XCmdWndView" was indexed with no subscripts specified. Currently the result of this operation is the indexed value itself, but in a future release, it will be an error.
```

```
Warning: A value of class "com.mathworks.mde.cmdwin.XCmdWndView" was indexed with no subscripts specified. Currently the result of this operation is the indexed value itself, but in a future release, it will be an error.
```

```
Warning: A value of class "com.mathworks.mde.cmdwin.XCmdWndView" was indexed with no subscripts specified. Currently the result of this operation is the indexed value itself, but in a future release, it will be an error.
```

```
Start_time =
```

```
2017_7_14_12_59_54.789
```

```
Starting parallel pool (parpool) using the 'local' profile ... Biograph object with 22 nodes and 29 edges.
```

```
End_time =
```

```
2017_7_14_12_59_55.744
```

```
Total_time =
```

```
0_0_0_0_0.955
```

```
directionRxns =
```

```
    'glyc14'
```

```
    'ppp2'
```

```
    'ed2'
```

```
    'ed1'
```

```
    'glyc23'
```

```
    'acet_dehy'
```

```
    'gpl3'
```

```
    'R42'
```

```
involvedMets =
```

```
    'g6p[c]'
```

```
    'atp[c]'
```

```
    'adp[c]'
```

```
    'h[c]'
```

```
    'nadp[c]'
```

```

'nad[c]'
'h2o[c]'
'pgl[c]'
'dgp[c]'
'2pg[c]'
'pep[c]'
'acald[c]'
'glyc3p[c]'
'glyc[c]'

```

```

deadEnds =
'g6p[c]'
'nad[c]'
'dgp[c]'
'2pg[c]'
'acald[c]'
'glyc[c]'

```

Warning: A value of class "com.mathworks.mde.cmdwin.XCmdWndView" was indexed with no subscripts specified. Currently the result of this operation is the indexed value itself, but in a future release, it will be an error.

Warning: A value of class "com.mathworks.mde.cmdwin.XCmdWndView" was indexed with no subscripts specified. Currently the result of this operation is the indexed value itself, but in a future release, it will be an error.

Warning: A value of class "com.mathworks.mde.cmdwin.XCmdWndView" was indexed with no subscripts specified. Currently the result of this operation is the indexed value itself, but in a future release, it will be an error.

Warning: A value of class "com.mathworks.mde.cmdwin.XCmdWndView" was indexed with no subscripts specified. Currently the result of this operation is the indexed value itself, but in a future release, it will be an error.

Warning: A value of class "com.mathworks.mde.cmdwin.XCmdWndView" was indexed with no subscripts specified. Currently the result of this operation is the indexed value itself, but in a future release, it will be an error.

Warning: A value of class "com.mathworks.mde.cmdwin.XCmdWndView" was indexed with no subscripts specified. Currently the result of this operation is the indexed value itself, but in a future release, it will be an error.

Warning: A value of class "com.mathworks.mde.cmdwin.XCmdWndView" was indexed with no subscripts specified. Currently the result of this operation is the indexed value itself, but in a future release, it will be an error.

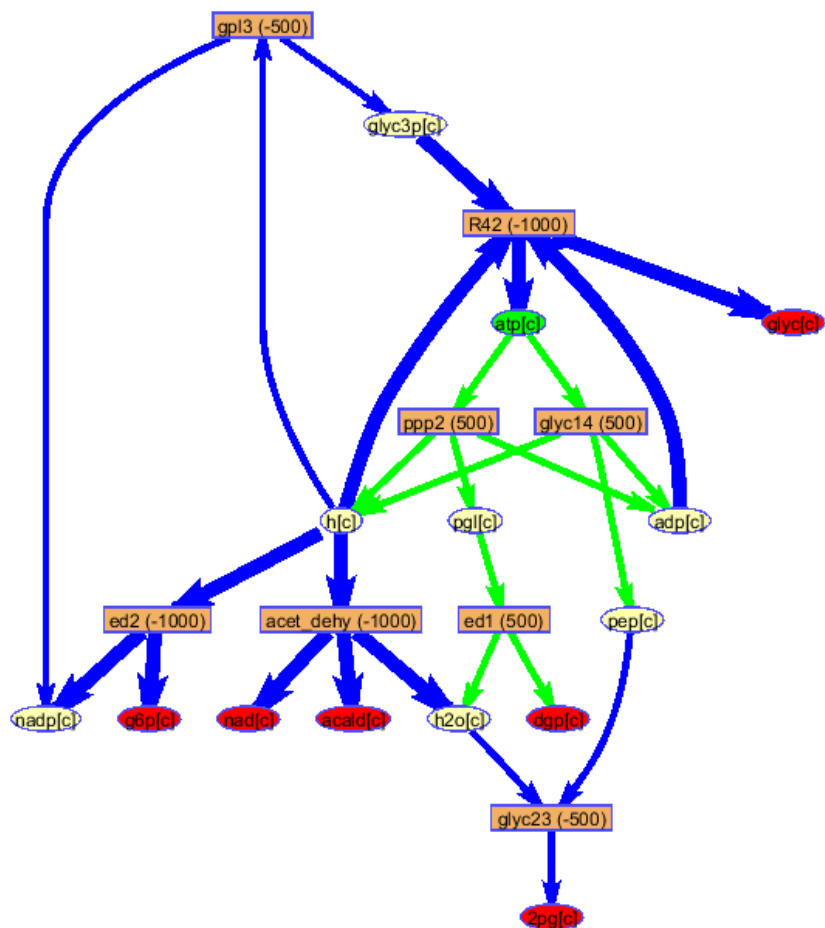
Warning: A value of class "com.mathworks.mde.cmdwin.XCmdWndView" was indexed with no subscripts specified. Currently the result of this operation is the indexed value itself, but in a future release, it will be an error.

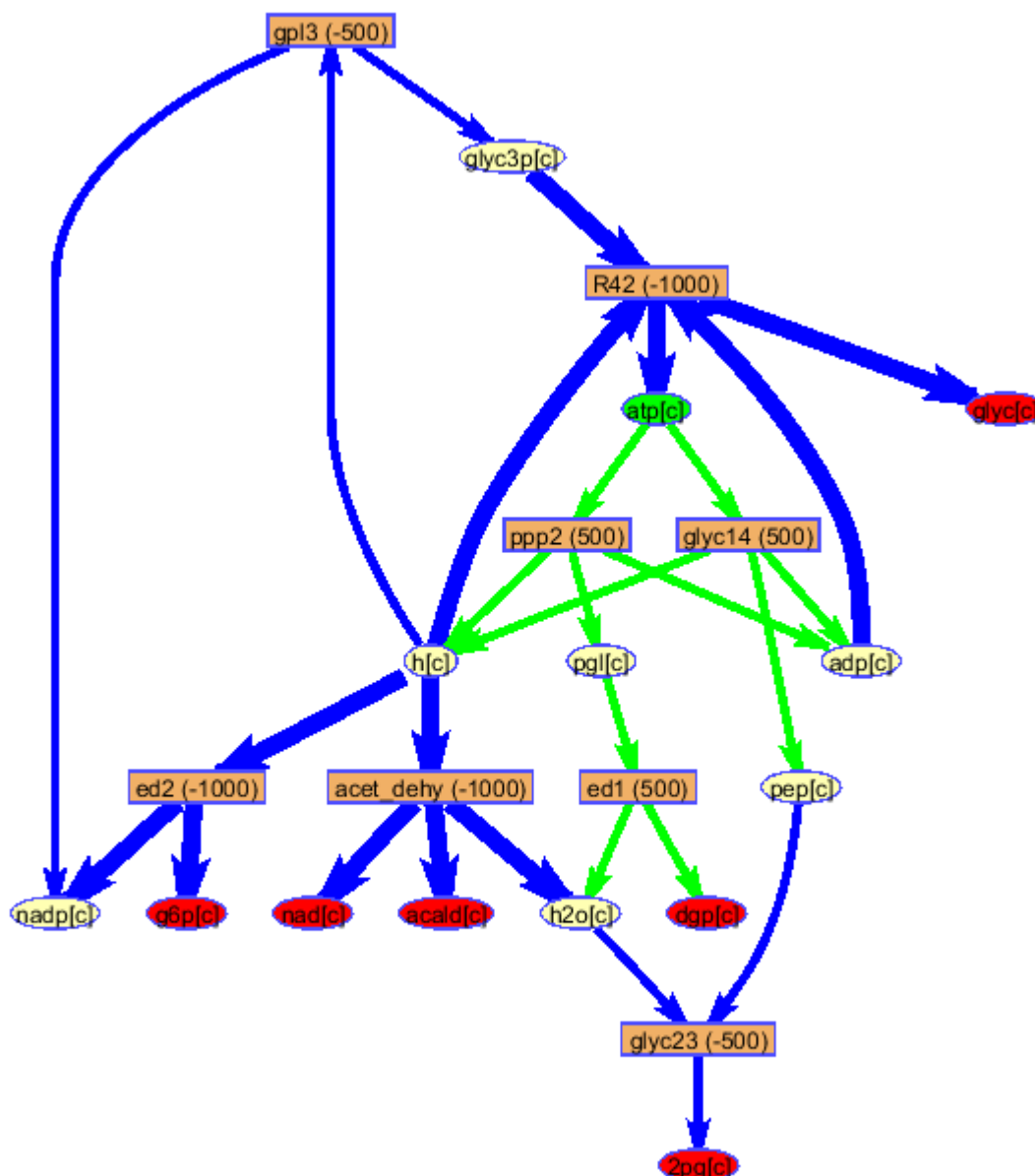
Warning: A value of class "com.mathworks.mde.cmdwin.XCmdWndView" was indexed with no subscripts specified. Currently the result of this operation is the indexed value itself, but in a future release, it will be an error.

Warning: A value of class "com.mathworks.mde.cmdwin.XCmdWndView" was indexed with no subscripts specified. Currently the result of this operation is the indexed value itself, but in a future release, it will be an error.

Warning: A value of class "com.mathworks.mde.cmdwin.XCmdWndView" was indexed with no subscripts specified. Currently the result of this operation is the indexed value itself, but in a future release, it will be an error.

Warning: A value of class "com.mathworks.mde.cmdwin.XCmdWndView" was indexed with no subscripts specified. Currently the result of this operation is the indexed value itself, but in a future release, it will be an error.





## Acknowledgments

Authors are thankful to Ines Thiele who inspired to make a simple visualization software for COBRA models.

This work is funded by a project of European Structural Fund Nr. 2009/0207/1DP/1.1.1.2.0/09/APIA/VIAA/128 “Latvian Interdisciplinary Interuniversity Scientific Group of Systems Biology” [www.sysbio.lv](http://www.sysbio.lv).

## REFERENCES

- Aurich, M.K., Thiele, I., 2012. Contextualization Procedure and Modeling of Monocyte Specific TLR Signaling. PLoS One 7, e49978. doi:10.1371/journal.pone.0049978
- Contador, C.A., Rodr?guez, V., Andrews, B.A., Asenjo, J.A., 2015. Genome-scale reconstruction of *Salinispora tropica* CNB-440 metabolism to study strain-specific adaptation. Antonie Van Leeuwenhoek 108, 1075–1090. doi:10.1007/s10482-015-0561-9

- Demidenko, A., Akberdin, I.R., Allemann, M., Allen, E.E., Kalyuzhnaya, M.G., 2017. Fatty Acid Biosynthesis Pathways in *Methylobacterium buryatense* 5G(B1). *Front. Microbiol.* 7. doi:10.3389/fmicb.2016.02167
- Koussa, J., Chaiboonchoe, A., Salehi-Ashtiani, K., 2014. Computational Approaches for Microalgal Biofuel Optimization: A Review. *Biomed Res. Int.* 2014, 1–12. doi:10.1155/2014/649453
- Mao, L., Verwoerd, W.S., 2014. ORCA: a COBRA toolbox extension for model-driven discovery and analysis. *Bioinformatics* 30, 584–585. doi:10.1093/bioinformatics/btt723
- Meitalovs, J., Stalidzans, E., 2013. Analysis of synthetic metabolic pathways solution space, in: 2013 International Conference on System Science and Engineering (ICSSE). *Ieee*, pp. 183–187. doi:10.1109/ICSSE.2013.6614656
- Palsson, B.O., 2006. *Systems Biology: Properties of Reconstructed Networks*. Cambridge University Press, New York.
- Pentjuss, A., Odzina, I., Kostromins, A., Fell, D.A., Stalidzans, E., Kalnenieks, U., 2013. Biotechnological potential of respiring *Zymomonas mobilis*: a stoichiometric analysis of its central metabolism. *J. Biotechnol.* 165, 1–10. doi:10.1016/j.jbiotec.2013.02.014
- Pentjuss, A., Stalidzans, E., Liepins, J., Kokina, A., Martynova, J., Zikmanis, P., Mozga, I., Scherbaka, R., Hartman, H., Poolman, M.G., Fell, D.A., Vigants, A., 2017. Model-based biotechnological potential analysis of *Kluyveromyces marxianus* central metabolism. *J. Ind. Microbiol. Biotechnol.* doi:10.1007/s10295-017-1946-8
- Richards, M.A., Lie, T.J., Zhang, J., Ragsdale, S.W., Leigh, J.A., Price, N.D., 2016. Exploring Hydrogenotrophic Methanogenesis: a Genome Scale Metabolic Reconstruction of *Methanococcus maripaludis*. *J. Bacteriol.* 198, 3379–3390. doi:10.1128/JB.00571-16
- Rove, Z., Mednis, M., Odzina, I., 2012. Biochemical networks comparison tool, in: 5th International Scientific Conference on Applied Information and Communication Technologies. Jelgava, Latvia., pp. 306–311.
- Rubina, T., Stalidzans, E., 2013. BINESA — A software tool for evolution modelling of biochemical networks' structure, in: 2013 IEEE 14th International Symposium on Computational Intelligence and Informatics (CINTI). *IEEE*, pp. 345–350. doi:10.1109/CINTI.2013.6705218
- Thiele, I., Palsson, B.Ø., 2010. A protocol for generating a high-quality genome-scale metabolic reconstruction. *Nat. Protoc.* 5, 93–121. doi:10.1038/nprot.2009.203