

Analyse combinedModel, input to component contribution

Author: Ronan Fleming, NUI Galway, Leiden University

Reviewers:

INTRODUCTION

PROCEDURE

Configure the environment

All the installation instructions are in a separate .md file named vonBertalanffy.md in docs/source/installation

With all dependencies installed correctly, we configure our environment, verify all dependencies, and add required fields and directories to the matlab path.

```
aPath = which('initVonBertalanffy');
basePath = strrep(aPath, 'vonBertalanffy/initVonBertalanffy.m', '');
addpath(genpath(basePath))
folderPattern=[filesep 'old'];
method = 'remove';
editCobraToolboxPath(basePath, folderPattern, method)
```

```
removing: /home/rfleming/work/sbgCloud/code/fork-cobratoolbox/src/analysis/thermo/componentContribution/old
removing: /home/rfleming/work/sbgCloud/code/fork-cobratoolbox/src/analysis/thermo/directionalityReport/old
removing: /home/rfleming/work/sbgCloud/code/fork-cobratoolbox/src/analysis/thermo/groupContribution/old
removing: /home/rfleming/work/sbgCloud/code/fork-cobratoolbox/src/analysis/thermo/inchi/old
removing: /home/rfleming/work/sbgCloud/code/fork-cobratoolbox/src/analysis/thermo/molFiles/old
removing: /home/rfleming/work/sbgCloud/code/fork-cobratoolbox/src/analysis/thermo/protons/old
removing: /home/rfleming/work/sbgCloud/code/fork-cobratoolbox/src/analysis/thermo/trainingModel/old
```

```
aPath = which('initVonBertalanffy');
basePath = strrep(aPath, 'vonBertalanffy/initVonBertalanffy.m', '');
addpath(genpath(basePath))
folderPattern=[filesep 'new'];
method = 'add';
editCobraToolboxPath(basePath, folderPattern, method)
```

```
adding: /home/rfleming/work/sbgCloud/code/fork-cobratoolbox/src/analysis/thermo/componentContribution/new
adding: /home/rfleming/work/sbgCloud/code/fork-cobratoolbox/src/analysis/thermo/groupContribution/new
adding: /home/rfleming/work/sbgCloud/code/fork-cobratoolbox/src/analysis/thermo/inchi/new
adding: /home/rfleming/work/sbgCloud/code/fork-cobratoolbox/src/analysis/thermo/molFiles/new
adding: /home/rfleming/work/sbgCloud/code/fork-cobratoolbox/src/analysis/thermo/protons/new
adding: /home/rfleming/work/sbgCloud/code/fork-cobratoolbox/src/analysis/thermo/trainingModel/new
```

initVonBertalanffy

ChemAxon Marvin Beans is installed and working.

```
linux-vdso.so.1 (0x00007fff445d9000)
libc.so.6 => /lib/x86_64-linux-gnu/libc.so.6 (0x00007f91d2049000)
libopenbabel.so.5 => /usr/lib/libopenbabel.so.5 (0x00007f91d1df9000)
libstdc++.so.6 => /usr/lib/x86_64-linux-gnu/libstdc++.so.6 (0x00007f91d1bdf000)
libgcc_s.so.1 => /usr/local/bin/MATLAB/R2021a/sys/os/glnxa64/libgcc_s.so.1 (0x00007f91d19c7000)
/lib64/ld-linux-x86-64.so.2 (0x00007f91d2269000)
```

```
libdl.so.2 => /lib/x86_64-linux-gnu/libdl.so.2 (0x00007f91d19bf000)
libz.so.1 => /lib/x86_64-linux-gnu/libz.so.1 (0x00007f91d19a3000)
libm.so.6 => /lib/x86_64-linux-gnu/libm.so.6 (0x00007f91d1854000)
libgomp.so.1 => /usr/lib/x86_64-linux-gnu/libgomp.so.1 (0x00007f91d180f000)
libpthread.so.0 => /lib/x86_64-linux-gnu/libpthread.so.0 (0x00007f91d17ec000)
```

babel must depend on the system libstdc++.so.6 not the one from MATLAB

Trying to edit the 'LD_LIBRARY_PATH' to make sure that it has the correct system path before the Matlab path

The solution will be arch dependent

Load combined model

```
load('data_prior_to_componentContribution')
```

Statistics on the combined model

```
fprintf('%u%s\n',nnz(combinedModel.trainingMetBool),' training metabolites')
```

672 training metabolites

```
fprintf('%u%s\n',nnz(combinedModel.trainingMetBool & combinedModel.groupDecomposableBool),'
```

627 of which are Moiety decomposable.

```
fprintf('%u%s\n',nnz(combinedModel.trainingMetBool & ~combinedModel.inchiBool),' of which h
```

45 of which have no inchi.

```
fprintf('%u%s\n',nnz(combinedModel.trainingMetBool & combinedModel.inchiBool & ~combined
```

0 of which are not Moiety decomposable.

```
fprintf('%u%s\n',nnz(combinedModel.testMetBool),' test metabolites')
```

2994 test metabolites

```
fprintf('%u%s\n',nnz(combinedModel.testMetBool & combinedModel.groupDecomposableBool),'
```

1997 of which are Moiety decomposable.

```
fprintf('%u%s\n',nnz(combinedModel.testMetBool & ~combinedModel.inchiBool),' of which h
```

994 of which have no inchi.

```
fprintf('%u%s\n',nnz(combinedModel.testMetBool & combinedModel.inchiBool & ~combinedMod
```

3 ... of which are not Moiety decomposable.

```
fprintf('%u%s\n',size(combinedModel.S,1),' combined model metabolites.')
```

3666 combined model metabolites.

```
fprintf('%u%s\n',nnz(combinedModel.trainingMetBool & ~combinedModel.testMetBool),' ...
```

672 ... of which are exclusively training metabolites.

```
fprintf('%u%s\n',nnz(combinedModel.trainingMetBool & combinedModel.testMetBool),' ... o
```

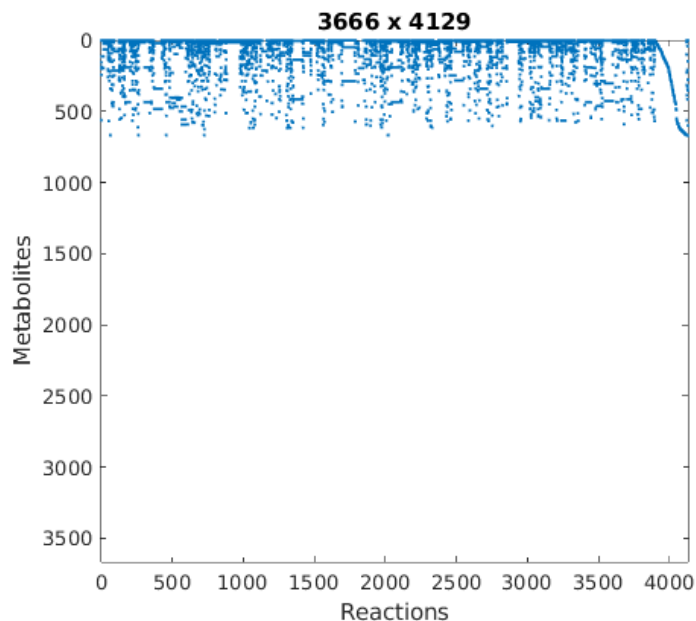
0 ... of which are both training and test metabolites.

```
fprintf('%u%s\n',nnz(~combinedModel.trainingMetBool & combinedModel.testMetBool),' ...
```

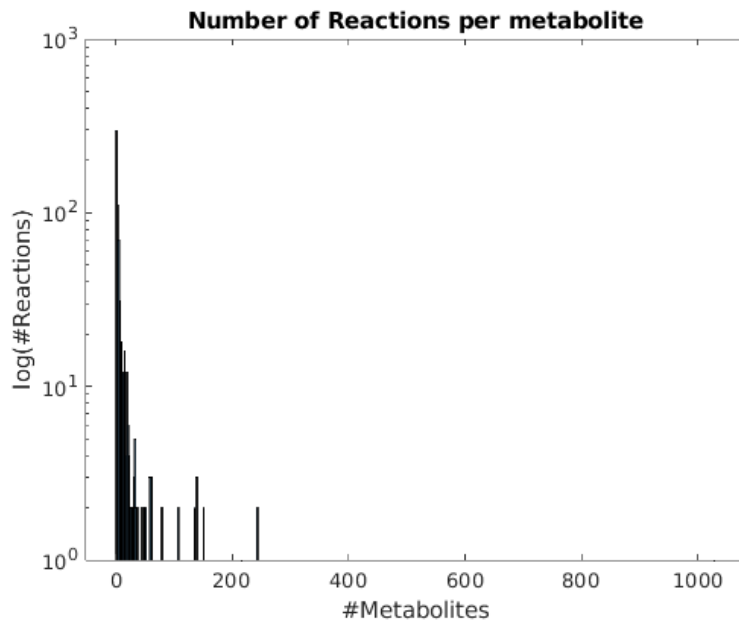
2994 ... of which are exclusively test metabolites.

Sparsity pattern of combinedModel.S

```
figure
spy(combinedModel.S);
title([int2str(size(combinedModel.S,1)) ' x ' int2str(size(combinedModel.S,2))])
xlabel('Reactions')
ylabel('Metabolites')
```



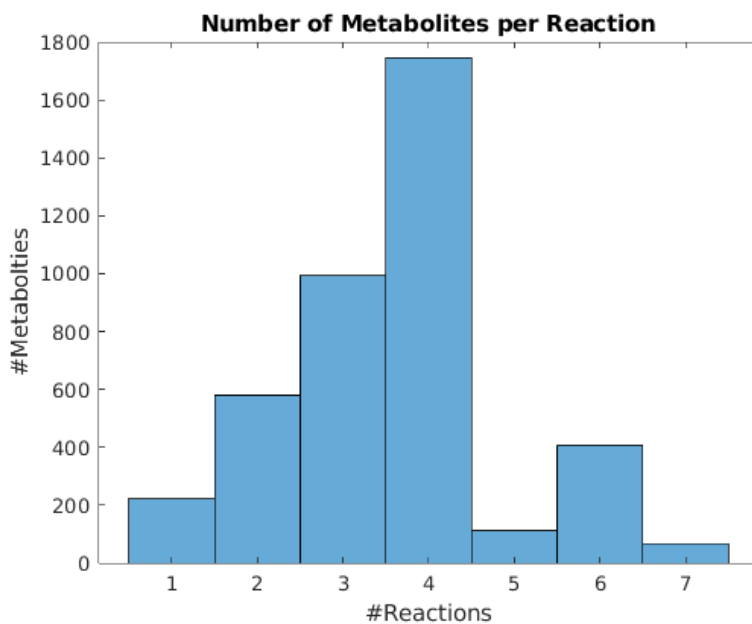
```
nReactionsPerMetabolite=full(sum(combinedModel.S~=0,2));
histogram(nReactionsPerMetabolite(nReactionsPerMetabolite~=0),'BinWidth',2)
title('Number of Reactions per metabolite')
xlabel('#Metabolites')
ylabel('log(#Reactions)')
set(gca,'YScale','log')
```



```
fprintf('%u%s\n',nnz(nReactionsPerMetabolite==0),' metabolites without reactions.')
```

2998 metabolites without reactions.

```
nMetabolitesPerReaction=full(sum(combinedModel.S~=0,1));
histogram(nMetabolitesPerReaction)
title('Number of Metabolites per Reaction')
xlabel('#Reactions')
ylabel('#Metabolites')
```

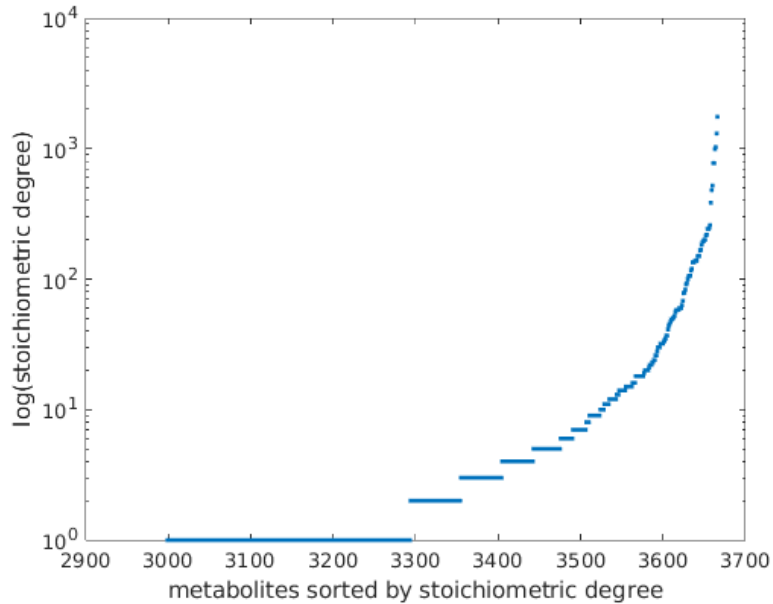


```
if any(nMetabolitesPerReaction==0)
    error('combinedModel.S reaction without a metabolite')
end
```

```

dX = diag(combinedModel.S*combinedModel.S');
figure
plot(sort(dX),'.')
set(gca,'YScale','log')
ylabel('log(stoichiometric degree)')
xlabel('metabolites sorted by stoichiometric degree')

```



```
nnz(dX==0)
```

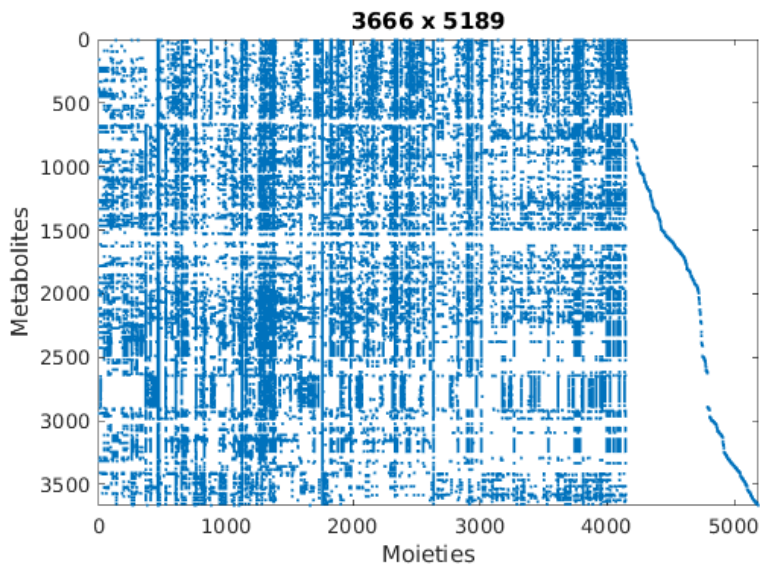
```
ans = 2998
```

Sparsity pattern of combinedModel.G

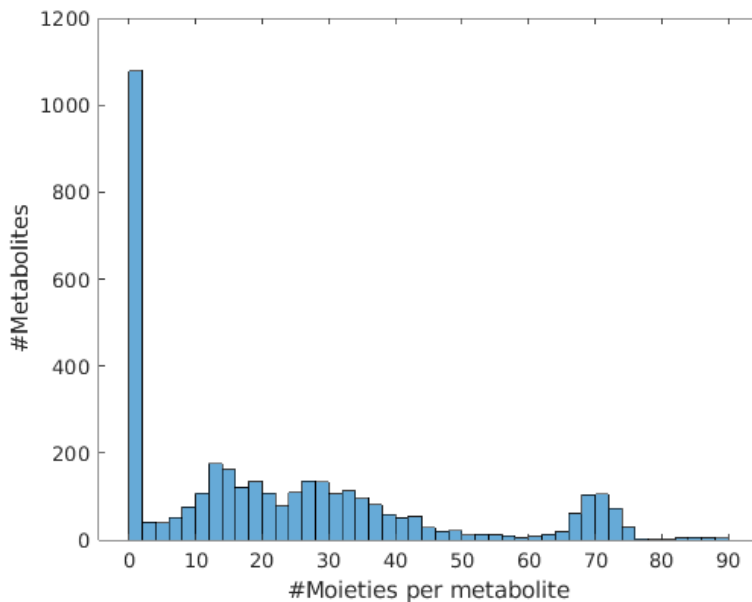
```

figure
spy(combinedModel.G)
title([int2str(size(combinedModel.G,1)) ' x ' int2str(size(combinedModel.G,2))])
xlabel('Moieties')
ylabel('Metabolites')

```



```
nGroupPerMetabolite = full(sum(combinedModel.G~=0,2));
histogram(nGroupPerMetabolite,'BinWidth',2)
xlabel('#Moieties per metabolite')
ylabel('#Metabolites')
```



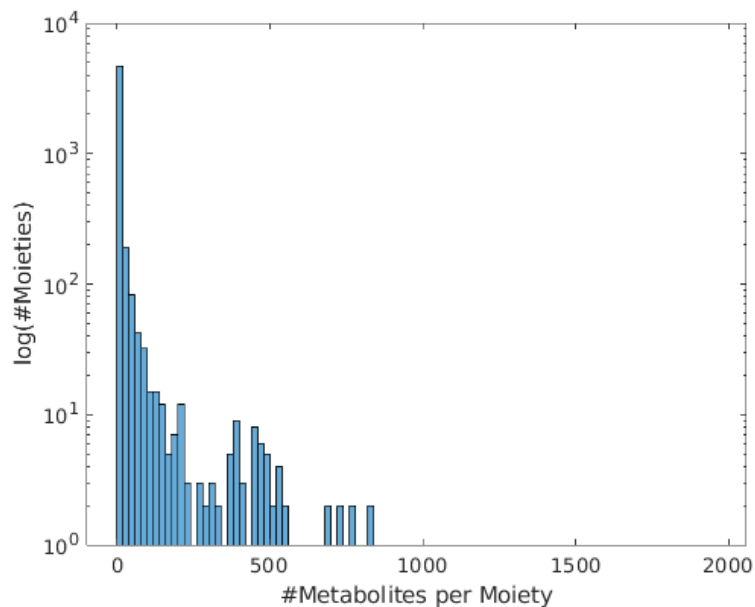
```
if any(nGroupPerMetabolite==0)
    error('Metabolite without any Moiety')
end
```

```
nMetabolitePerGroup = sum(combinedModel.G~=0,1)';
if 0
    histogram(nMetabolitePerGroup);
    %set(gca,'YScale','log')
```

```

ylim([0, 10]);
else
    histogram(nMetabolitePerGroup);
    set(gca, 'YScale', 'log')
end
xlabel('#Metabolites per Moiety')
ylabel('log(#Moieties)')

```



```

if any(nMetabolitePerGroup==0)
    error('Moiety without metabolite')
end

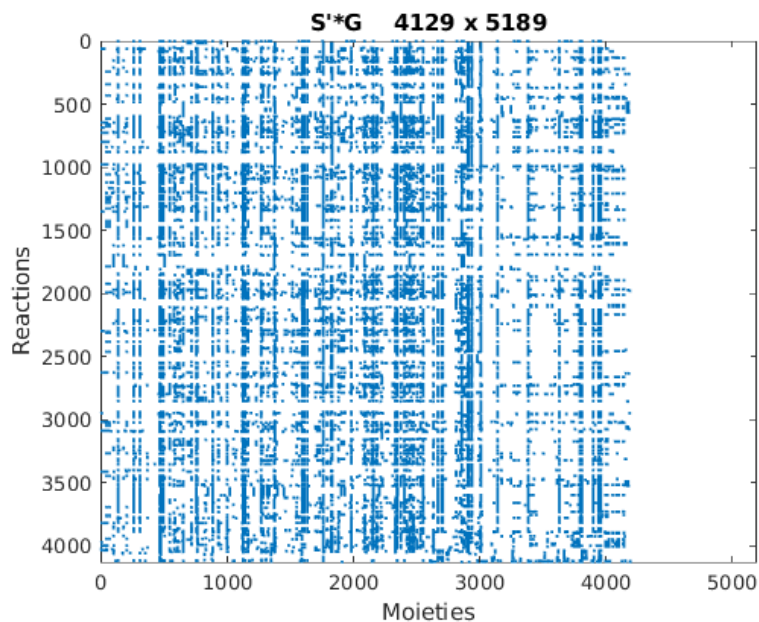
```

Sparsity pattern of combinedModel.StG

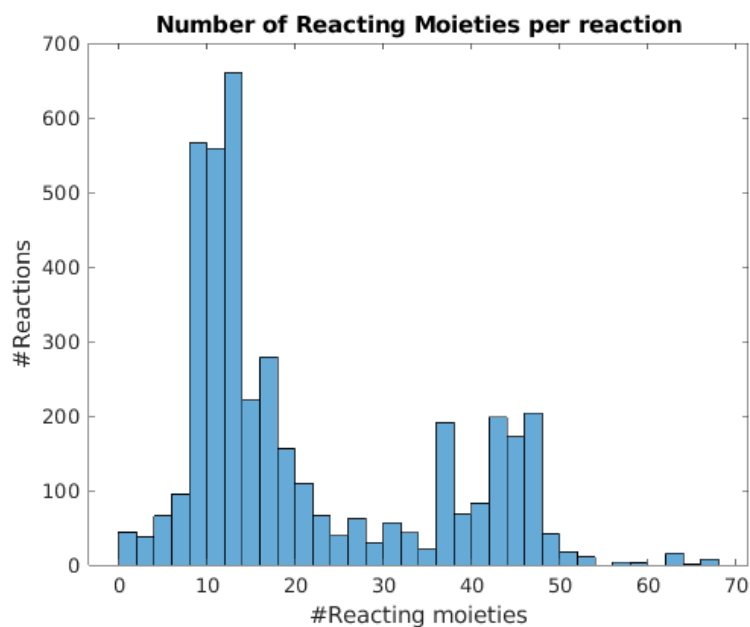
```

StG=combinedModel.S'*combinedModel.G;
figure
spy(StG)
title(['S'*G      ' int2str(size(StG,1)) ' x ' int2str(size(StG,2))])
xlabel('Moieties')
ylabel('Reactions')

```



```
nReactingMoieties=full(sum(StG~=0,2));
histogram(nReactingMoieties,'BinWidth',2)
title('Number of Reacting Moieties per reaction')
xlabel('#Reacting moieties')
ylabel('#Reactions')
```



```
fprintf('%u%s\n',nnz(nReactingMoieties==0),' reactions without reacting moieties.')
```

19 reactions without reacting moieties.

```
printRxnFormula(combinedModel,combinedModel.rxns(nReactingMoieties==0));
```

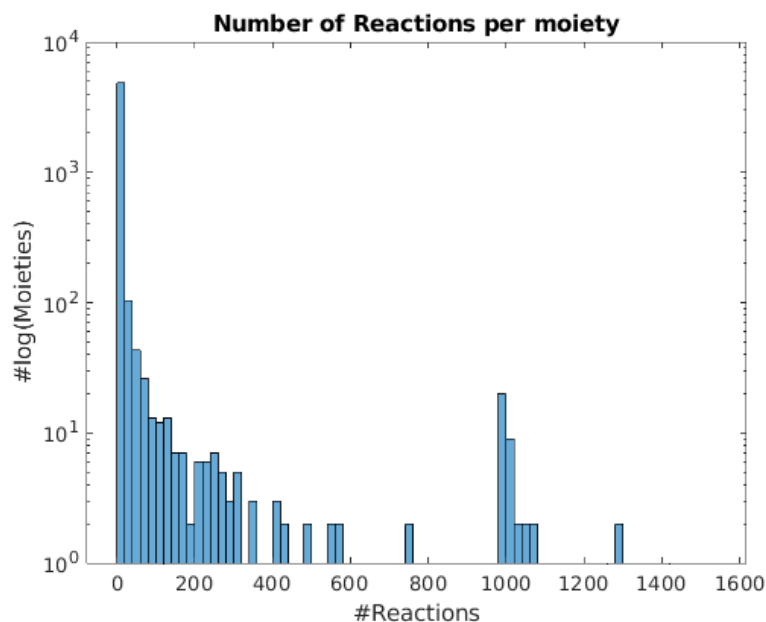
```
TECRDB_373    C00002 + C00015    ->    C00008 + C00075
TECRDB_764    C00004 + C00006    ->    C00003 + C00005
TECRDB_765    C00004 + C00006    ->    C00003 + C00005
```


TECRDB_766	C00004 + C00006	->	C00003 + C00005
TECRDB_767	C00004 + C00006	->	C00003 + C00005
TECRDB_768	C00004 + C00006	->	C00003 + C00005
TECRDB_769	C00004 + C00006	->	C00003 + C00005
TECRDB_770	C00004 + C00006	->	C00003 + C00005
TECRDB_771	C00004 + C00006	->	C00003 + C00005
TECRDB_772	C00004 + C00006	->	C00003 + C00005
TECRDB_773	C00004 + C00006	->	C00003 + C00005
TECRDB_822	C00003 + C00005	->	C00004 + C00006
TECRDB_823	C00003 + C00005	->	C00004 + C00006
TECRDB_824	C00003 + C00005	->	C00004 + C00006
TECRDB_2364	C00002 + C00015	->	C00008 + C00075
TECRDB_2521	C00002 + C00035	->	C00008 + C00044
TECRDB_2639	C00002 + C00104	->	C00008 + C00081
TECRDB_2870	C00166	->	C02763
TECRDB_3904	C00036	->	C03981

```

nReactionsPerMoiety=full(sum(StG~=0,1)');
histogram(nReactionsPerMoiety)
set(gca,'YScale','log')
title('Number of Reactions per moiety')
xlabel('#Reactions')
ylabel('#log(Moieties)')

```



```
fprintf('%u%s%u%s\n',nnz(nReactionsPerMoiety==0),' of the ', length(nReactionsPerMoiety))
```

3789 of the 5189 moieties do not react in any training reaction.