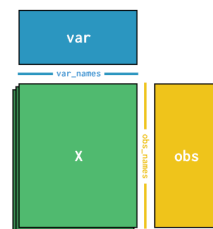


A

Data collection

GEO, Zenodo
Figshare

Keywords search

Obtain studies using
single cell CRISPR screening platformIntegrate data from
scPerturb and sc-pert

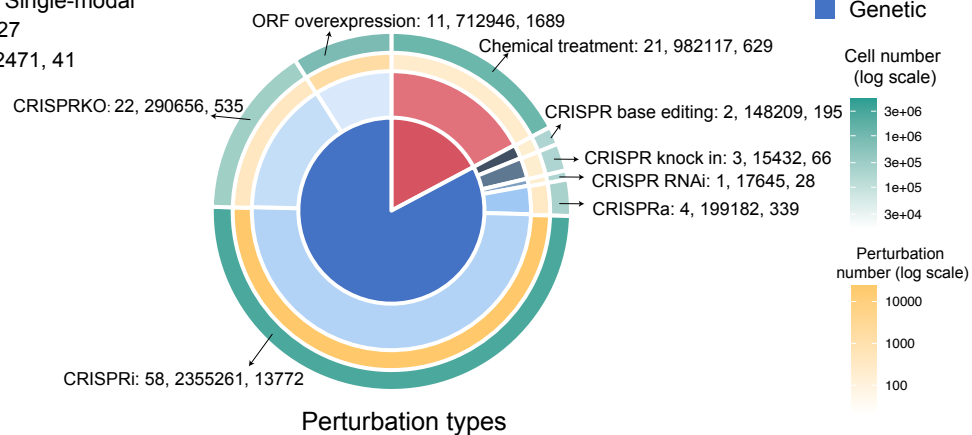
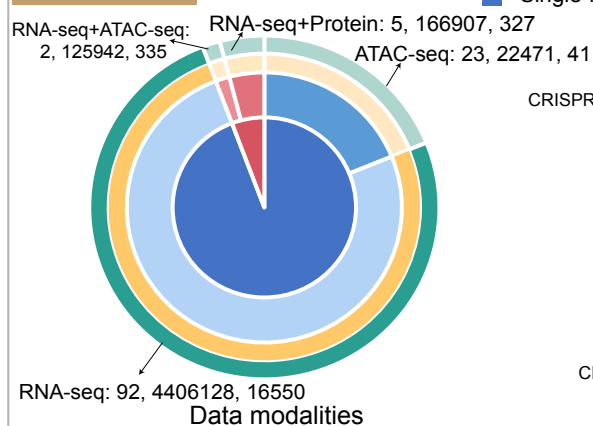
H5ad format

| | |
|---------|--------------------|
| ✓ 46 | Studies |
| ✓ 122 | Datasets |
| ✓ 3 | Modalities |
| ✓ 2 | Organisms |
| ✓ 31 | Cell types |
| ✓ 2 | Perturbation types |
| ✓ 24484 | Perturbations |
| ✓ ~5M | Cells |

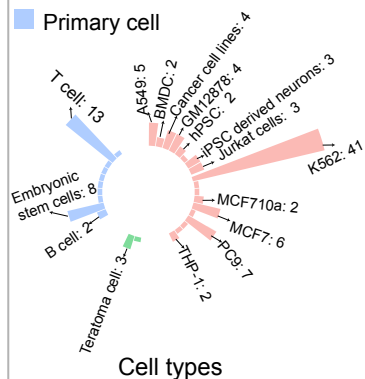
B

Data statistics

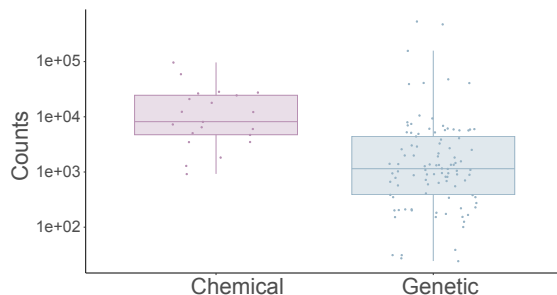
Multi-modal
Single-modal

Cell number
(log scale)Perturbation
number (log scale)

Cell line
Organoid
Primary cell



Cells per perturbation



Perturbations per dataset

